PRODUCT CATALOGUE

Welding & Cutting EQUIPMENT

2023

www.lincolnelectric.eu

LINCOLN ELECTRIC

LINCOLN ELECTRIC

SPEEDTEC® PULSE RANGE

ULTIMATE PERFORMANCE

EXCELLENT PRODUCTIVITY

RUGGED RELIABILITY

SUPERIOR ERGONOMICS

NEXT GENERATION

TABLE OF CONTENTS

MIG CONVENTIONAL WELDERS 5
- Overview 6
- Compact welders 7
- Separate welders 7
- Wire feeders 8
- MIG Welding Guns & Accessories 9
- Accessories 10

MIG & MULTI PROCESS INVERTER WELDERS 11
- Overview 12
- MIG Inverter Welders 13
- Multi Process Inverter Welders 17
- Advanced Process Welders 22
- Wire Feeders 35
- MIG Welding Guns & Accessories 36
- Accessories 37

SEMI AUTOMATIC WIRE FEEDERS 39
- Overview 40
- Digital 41
- Analogue 44
- Accessories 48

TIG WELDERS 51
- Overview 52
- TIG DC / Single Phase Inverter Welders 53
- TIG DC / Three Phase Inverter Welders 54
- TIG AC/DC / Single Phase Inverter Welders 55
- TIG AC/DC / Three Phase Inverter Welders 55
- TIG Torches 56
- Accessories 57

STICK WELDERS 59
- Overview 60
- Conventional welders 61
- Inverter welders 63
- Accessories 66

PLASMA CUTTING 67
- Overview 68
- Inverter Plasma Cutters 69
- Plasma Torches & Accessories 71

ENGINE DRIVEN WELDERS 73
- Overview 74
- Engine driven welders 75
- Accessories 76

EQUIPMENT OPTIONS 77
- Coolers 78
- Undercarriages 79
- Other Accessories 80
- Drive Rolls 83

MIG GUNS 87

TIG TORCHES 95
- TIG torches 96
- Tungsten electrodes 104

PLASMA TORCHES 105
- Plasma torches 106
- Accessories 109

EDUCATION SOLUTIONS 111
- Overview 112
- Education solutions 113

WELDING HELMETS 119
- Overview 120
- Welding helmets 121
- Accessories 123
- Respiratory protection 125
- Accessories 126

WELDING GEAR 127
- Welding Gloves 128
- Leather Clothes 132
- Cotton Clothes 135

WELDING ACCESSORIES 139
- Sprays 140
- Electrode Holders 141
- Gouging Electrodes 142
- Gouging Torches 143
- Ceramic Backings 144

PICTOGRAM MEANING

1 PHASE	Single phase input power	CC	For constant current stick and TIG processes	15-110 VDC	15-110 Volt DC Wire feeder input power	S300	Plastic spool S300	D	Engine Driven: Diesel
3 PHASE	Three phase input power	CV	For constant voltage MIG, flux-cored and subarc processes	40 VDC	40 Volt DC Wire feeder input power	S200	Plastic spool S200	G	Engine Driven: Gasoline
1/3 PHASE	Single or three phase input power	CC CV	For multi-process constant current or constant voltage applications	115V	115 Volt input	PFC	Power factor control	SYN SYNERGIC SETTINGS	Synergic setting
DC	Direct current welding output	24-42 VAC	24-42 Volt AC Wire feeder input power	230V	230 Volt input	VRD	Voltage Reduction Device™	GENERATOR READY	Motor generator compatible
AC DC	Alternating or direct current welding output	34-44 VAC	34-44 Volt AC Wire feeder input power		CrossLinc® Technology		2-Roll Wire Feeder	INTERNAL COMPRESSOR	Internal Compressor
50/60 Hz	50/60 Hz input power	42 VAC	42 Volt AC Wire feeder input power	STT	STT process capability		4-Roll Wire Feeder		

MIG CONVENTIONAL WELDERS

MIG CONVENTIONAL

PRODUCT	REFERENCE	INPUT		OUTPUT				PROCESS		FEATURES					
		Phase (50-60 Hz)	Voltage (V)	Rated Output	Current Range (A)	Number of voltage steps	Mode / Polarity	MIG	Flux-Cored	Max wire spool size (mm)	Wire Drive System	WFS (m/min)	Synergic	V/A meters	Warranty (years)
MIG Compact															
Powertec® 305C	K14056-2	3	230/400	300A/35%	30-300	30	CV/DC	•	•	300	2R	1-20	–	KIT	3
	K14056-4										4R				
MIG Separate															
Powertec® 425S	K14062-2A	3	220/380/440	420A/40%	30-420	30	CV/DC	•	•	–	–	–	•	–	3
Powertec® 505S	K14063-2A	3	220/380/440	500A/40%	30-500	30	CV/DC	•	•	–	–	–	•	–	3
CV510	K14081-2A	3	220/380/440	500A/60%	10-500	–	CV/DC	•	•	–	–	–	–	KIT	3

• – only with LF-24M PRO

POWERTEC® 305C

Powerful, compact, economical.

- Excellent starting performance (stable and dynamic).
- Voltage selectors with multiple settings for precise adjustment.
- Excellent drive system with large diameter drive roll.
- Equipped with large diameter wheels, push/pull bar and lifting eyes for full manoeuvrability.
- Products developed with a focus on applications.

UNIT INCLUDES

- Undercarriage
- Input cable (5 m), no plug
- Work clamp and cable assembly (3 m)
- Gas hose (2 m)
- Drive roll for solid wire 0.8 / 1.0

Processes

MIG, Flux-cored

Applications

- General Fabrication
- Construction site
- Maintenance and Repair
- Light industry

Input

3 PHASE, 50/60 Hz

Output

CV, DC, S300

GENERATOR READY

Product	Reference	Primary Voltage (50-60 Hz)	Fuse Size (A) (slow)	Rated Output	Wire Drive System	Weight (kg)	Dimensions H x W x D (mm)	Protection Class
Powertec® 305C	K14056-2	230/400V /3Ph	32/20	300A/29V/35%, 225A/25.2V/60%	2R	96,5	810 x 467 x 932	IP23
	K14056-4				4R			

POWERTEC® 425S, 505S

Powerful potential.

- Superb arc behaviour with argon mix and 100% CO_2.
- Voltage selectors with multiple settings for precise adjustment.
- Two choke tabs to support superb Arc behaviour.
- Synergic settings for easier control with LF24M Pro.
- Bright, digital volt and ammeter.
- Large diameter wheels, push/pull bar and lifting eyes.
- Simple water cooling conversion with Cool Arc® 25.
- Fan as needed (F.A.N.™).

UNIT INCLUDES

- Undercarriage
- Input cable (5 m), no plug
- Work clamp and cable assembly (3 m)

Processes

MIG, Flux-cored

Applications

- Heavy Fabrication
- Structural
- General Fabrication
- Shipbuilding

Input

3 PHASE, 50/60 Hz, 230V

Output

CV, DC, SYN* (SYNERGIC SETTINGS)

* with LF-24M PRO

GENERATOR READY

Product	Reference	Primary Voltage (50-60 Hz)	Fuse Size (A) (slow)	Rated Output	Synergic	Weight (kg)	Dimensions H x W x D (mm)	Protection Class
Powertec® 425S	K14062-2A	220/380/440/3Ph	50/32/32	420A/35V@40%, 345A/31.5V@60%	•	151	880 x 700 x 1030	IP23
Powertec® 505S	K14063-2A	220/380/440/3Ph	63/40/40	500A/39V@40%, 400A/34.5V@60%	•	157		

• – only with LF-24M PRO

CV-510

High Output. Reliable Workhorses!

- Superb arc behaviour with argon mix and 100% CO_2.
- Different feeders for construction and shipyards, all with meters, with or without synergy or memory; just select the one of your choice.
- All controls on feeder close to the welder.
- Equipped with large diameter wheels, push/pull bar and lifting eyes for full manoeuvrability.
- Potted and encapsuled printed circuit board controls in separate, dust-free compartments.

UNIT INCLUDES

- Undercarriage
- Input cable (5 m)
- Work clamp and cable assembly (3 m)

Processes

MIG, Flux-cored

Applications

- Heavy Fabrication
- Structural
- General Fabrication
- Shipbuilding

Input

3 PHASE | 50/60 Hz

Output

CV | DC | 230V

GENERATOR READY

Product	Reference	Primary Voltage (50-60 Hz)	Fuse Size (A) (slow)	Rated Output	Weight (kg)	Dimensions H x W x D (mm)	Protection Class
CV-510	K14081-2A	220/380/440/3Ph	63/40/40	500A/39V/60%, 385A/33.3V/100%	160	880 x 696 x 1020	IP23

WIRE FEEDERS

COMPATIBLE FEEDERS *

Product	Reference	Powertec® 425S	Powertec® 505S	CV510
Linc Feed 24M	K14065-1W	•	•	
Linc Feed 24M Pro	K14066-1W	•	•	
Linc Feed 33	K14030-1W			•
Linc Feed 33S	K14051-1			•
LN-25 Pro	K2613-5			•
LN-25 Pro Dual	K2614-8			•

* see chapter "Semi automatic WIRE FEEDERS" for details

Description	Reference			Powertec® 305C	LF-24M	LF-24M PRO	LF-33	LF-33S
	3 m	4 m	5 m					
LG PROMIG 230T	W000275408-2	W000275419-2	W000275420-2	●				
LG PROMIG 270	W000345060-2	W000345061-2	W000345062-2	●				
LG PROMIG 300	W000345066-2	W000345067-2	W000345068-2	●				
LG PROMIG 400	W000345072-2	W000345073-2	W000345074-2	●				
LG PROMIG 330W	W000345063-2	W000345064-2	W000345065-2		●	●	●	●
LG PROMIG 400W	W000345069-2	W000345070-2	W000345071-2		●	●	●	●
LG PROMIG 500W	W000345075-2	W000345076-2	W000345077-2		●	●	●	●
LGS2 240 G	W10429-24-3M	W10429-24-4M	W10429-24-5M	●				
LGS2 250 G	W10429-25-3M	W10429-25-4M	W10429-25-5M	●				
LGS2 360 G	W10429-36-3M	W10429-36-4M	W10429-36-5M	●				
LGS2 505 W	W10429-505-3M	W10429-505-4M	W10429-505-5M		●	●	●	●

LG PROMIG 230T

LG PROMIG 270

LG PROMIG 300

LG PROMIG 330W

LG PROMIG 500W

LGS2 240G

LGS2 250G

LGS2 360W

LG PROMIG 400

LG PROMIG 400W

LGS2 505W

Choose your gun

rating calculated using CO_2

air cooled

water cooled

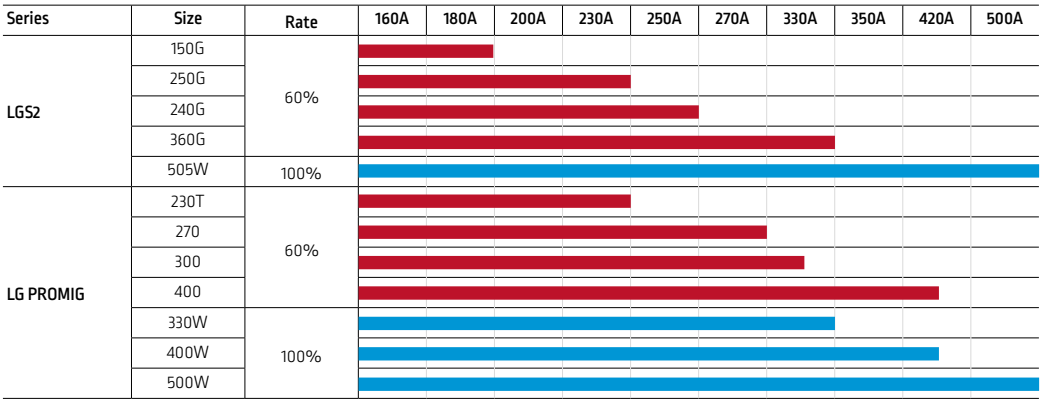

More details page 85

ACCESSORIES

Product	Reference	Powertec® 305C	Powertec® 425S	Powertec® 505S	CV510	LF-24M	LF-24M PRO	LF-33	LF-33S
Water cooler COOL ARC® 25	K14037-1		●	●	●				
Freezcool 9.6l	W000010167		●	●	●				
Interconnection cables AIR	K10347-PG-xM *		●	●	●	●	●	●	●
Interconnection cables WATER	K10347-PGW-xM *		●	●	●	●	●	●	●
Drive roll kit (2R)	KP14016-x *	●							
Drive roll kit (4R)	KP14017-x *	●				●	●	●	●
DR system kit (grill)	K14071-2		●	●					
Adapter for wire spool 300 mm	K10158	●				●	●	●	
Adapter for wire spool 300 mm	K10158-1	●				●	●	●	
HD wheels kit	K14032-1					●	●	●	
A/V Meter kit	K14049-1	●							
	K14082-1				●				
CO_2 supply socket heater connection kit	K14009-1	●	●	●	●				
Polarity change kit	K14077-1	●							
Lincoln Analogue-Digital Interface	K14152-1				●				

* see chapter "Options" for details

Cool Arc®25
K14037-1

FREEZCOOL
W000010167

Interconnection cable
K10347-PG(W)-xM

Adapter for wire spool 300 mm
K10158

Adapter for wire spool 300 mm
K10158-1

Lincoln Analogue-Digital Interface
K14152-1

MIG & MULTI PROCESS INVERTER WELDERS

MIG & MULTI PROCESS INVERTER WELDERS

PRODUCT	REFERENCE	INPUT: Phase (50-60 Hz)	INPUT: Voltage (V)	OUTPUT: Rated Output	OUTPUT: Current Range (A)	OUTPUT: Mode	OUTPUT: Polarity	PROCESS: GMAW	PROCESS: PULSE	PROCESS: FCAW-G	PROCESS: FCAW-S	PROCESS: SMAW	PROCESS: CAG (Gouging)	PROCESS: DC TIG Lift	PROCESS: Submerged Arc	FEATURES: Wire Drive System	FEATURES: Max wire spool size (mm)	FEATURES: Synergic	FEATURES: V/A meters	FEATURES: CrossLinc	FEATURES: ArcLink® Digital Communication	FEATURES: Warranty (years)
MIG Inverter Welders																						
Quickmig® 250	K14379-1	3	400	250A/35%	50-250	CC/CV	DC	•		•	•	•				4R	300	•	•			2
Quickmig® 300	K14380-1	3	400	300A/35%	50-300	CC/CV	DC	•		•	•	•				4R	300	•	•			2
Powertec® i250C Std Pack	K14284-2	3	400	250A/60%	10-250	CC/CV	DC	•		•	•	•				4R	300	•	•			3
Powertec® i320C Std Pack	K14286-2	3	400	320A/40%	10-320	CC/CV	DC	•		•	•	•				4R	300	•	•			3
Powertec® i250C Adv Pack	K14285-2	3	400	250A/60%	10-250	CC/CV	DC	•		•	•	•				4R	300	•	•			3
Powertec® i320C Adv Pack	K14287-2	3	400	320A/40%	10-320	CC/CV	DC	•		•	•	•				4R	300	•	•			3
Powertec® i380C Air Pack	K14288-2	3	400	380A/40%	10-380	CC/CV	DC	•		•	•	•				4R	300	•	•			3
Powertec® i450C Air Pack	K14289-2	3	400	450A/80%	10-450	CC/CV	DC	•		•	•	•	•			4R	300	•	•			3
Powertec® i380C Water Pack	K14288-3	3	400	380A/40%	10-380	CC/CV	DC	•		•	•	•				4R	300	•	•			3
Powertec® i450C Water Pack	K14289-3	3	400	450A/80%	10-450	CC/CV	DC	•		•	•	•	•			4R	300	•	•			3
Powertec® i350S	K14183-1	3	400	350A/50%	20-350	CC/CV	DC	•		•	•	•	•					•			•	3
Powertec® i420S	K14184-1	3	400	420A/100%	20-420	CC/CV	DC	•		•	•	•	•					•			•	3
Powertec® i500S	K14185-1	3	400	500A/60%	20-500	CC/CV	DC	•		•	•	•	•					•			•	3
Multi Process Inverter Welders																						
Speedtec® 180C	K14098-1	1	230	200A/25%	20-200	CC/CV	DC	•		•	•	•		•		2R	200					2
Speedtec® 200C	K14099-1	1	115/230	200A/25%	20-200	CC/CV	DC	•		•	•	•		•		2R	200	•	•			2
Speedtec® 215C	K14146-1	1	115/230	200A/25%	20-200	CC/CV	DC	•		•	•	•		•		2R	300	•	•			3
Speedtec® 320CP	K14168-1	3	400	320A/40%	15-320	CC/CV	DC	•	•	•	•	•				4R	300	•	•			3
Speedtec® 320CP Push-Pull	K14168-2	3	400	320A/40%	15-320	CC/CV	DC	•	•	•	•	•				4R	300	•	•			3
Speedtec® 400SP	K14258-1	3	380/400/440	420A/100%	20-420	CC/CV	DC	•	•	•	•	•	•	•				•	0		•	5*
Speedtec® 400SP (VRD)	K14258-2																					
Speedtec® 500SP	K14259-1	3	380/400/440	500A/60%	20-500	CC/CV	DC	•	•	•	•	•	•	•				•	0		•	5*
Speedtec® 500SP (VRD)	K14259-2																					
Flextec® 350XP	K5422-1	3	380/460 /575	350A/60%	5-425	CC/CV	DC	•		•	•	•	•	•				•	•	•	•	3
Flextec® 650X	K3533-1	3	380/460 /575	750A/60%	10-815	CC/CV	DC	•		•	•	•	•	•	•			•	•	•	•	3

O- optional

* Applies to the Speedtec power sources, 3 Years Standard Warranty + 2 Years after registration:
www.lincolnelectric.com/LEExtranet/ProductRegistration/PRExtWarMain.aspx

ADVANCED PROCESS WELDERS

PRODUCT	REFERENCE	INPUT: Phase (50-60 Hz)	INPUT: Voltage (V)	OUTPUT: Rated output	OUTPUT: Current range (A)	OUTPUT: Mode	OUTPUT: Polarity	PROCESS: GMAW	PROCESS: PULSE	PROCESS: FCAW-G	PROCESS: FCAW-S	PROCESS: SMAW	PROCESS: Gouging	PROCESS: TIG HF	PROCESS: Low Fume Pulse™	PROCESS: STT® MIG	PROCESS: DC TIG	PROCESS: AC/DC TIG	PROCESS: AC MIG	PROCESS: HyperFill®	FEATURES: Wire Drive System	FEATURES: Max wire spool size (mm)	FEATURES: Synergic	FEATURES: V/A meters	FEATURES: Waveform Control Technology®	FEATURES: ArcLink® Digital Communication	FEATURES: Warranty (years)
Advanced Process Welders																											
Power Wave® 300C	K4490-2	3	208-575	350A/40%	5-300	CC/CV	AC/DC	•	•	•	•	•		•	•	•		•			•	300	•	•	•	•	5
Power Wave® S500	K3168-1	3	208-575	500A/60%	5-550	CC/CV	DC	•	•	•	•	•	•				•			•			•	•	•	•	5
Power Wave® R450	K3455-1	3	208-575	500A/60%	5-550	CC/CV	DC	•	•	•	•	•					•			•			•	•	•	•	5
Power Wave® S700	K3279-1	3	380-575	900A/60%	20-900	CC/CV	DC	•	•	•	•	•	•							•			•	•	•	•	5
Power Wave® Advanced Module	K3685-1	–	–	350A/40%	5-350	CC/CV	AC/DC							•	•	•		•	•				–	–	•	•	5
Power Wave® STT® Module	K2921-1	–	–	500A/60%	5-500	STT	DC								•	•							–	–	•	•	5
Pipefab CE	K3732-1	3	208-575	400A/100%	5-400	CC/CV	AC/DC	•	•	•	•	•	•			•	•			•			•	•	•	•	5

QUICKMIG® 250 & 300

NEW

So simple, so effective.

- Good arc performance
- Synergic and Manual MIG/MAG and STICK process
- Easy settings and process selection
- Perfect feedability with 4-rolls wire drive
- Proven performance & quality

UNIT INCLUDES

- Input cable (3 m) without plug
- Ground cable (3 m)
- Gas hose (2 m)
- Rolls for 0.8 / 1.0 solid wire
- USB with Operator's Manual

Processes

MIG, Flux-Cored, Stick

Applications

- General Fabrication
- Construction site
- Maintenance and Repair
- Light industry

Input

3 PHASE, 50/60 Hz

Output

CC CV, DC, SYN SYNERGIC SETTINGS, S300

GENERATOR READY

Product	Reference	Input (V)	Fuse Type rG or Circuit Breaker Type Z	Rated Output	Output Range (A)	Wire Feed Type / Speed Range (m/min)	Weight (kg)	Dimensions H x W x D (mm)	Protection Class
Quickmig® 250	K14379-1	400V 3Ph ±10% 50/60Hz	16A	250A@35%, 175A@100%	50-250	4R / 1.5-18	50	760 x 395 x 830	IP23
Quickmig® 300	K14380-1			300A@35%, 175A@100%	50-300				

POWERTEC® i250C & i320C STD

PACK

MIG welder ready for tomorrow.

- Premium arc performance with repeatable arc ignition, excellent arc stability and rapid parameter adjustment.
- Synergic and Manual MIG/MAG and STICK processes.
- Innovative, intuitive interface: simple navigation, easy settings and process selection.
- Perfect feedability: optimised wire positioning, four driven rolls and inspection window.
- Designed with welders for welders: perfect handling, innovative and easy communication.
- Ready for the heaviest industrial conditions: developed and tested under the hardest conditions (TRUE HD) to guarantee the reliability you need.

UNIT INCLUDES

- LincGun® Promig™ 4m
- Input cable (5 m)
- Ground cable (3 m)
- Gas hose (2 m)
- Rolls 1.0 / 1.2 for solid wire
- USB with Operator's Manual

Powertec® i250C + LINCGUN® PROMIG™ 270 4m

Powertec® i320C + LINCGUN® PROMIG™ 300 4m

Processes

MIG, Flux-Cored, Stick

Applications

- General Fabrication
- Construction site
- Maintenance and Repair
- Light industry

Input

3 PHASE, 50/60 Hz

Output

CC CV, DC, SYN SYNERGIC SETTINGS, S300

GENERATOR READY

Product	Reference	Input (V)	Fuse Type rG or Circuit Breaker Type Z	Rated Output	Output Range (A)	Wire Feed Type / Speed Range (m/min)	Weight (kg)	Dimensions H x W x D (mm)	Protection Class	Pack includes
Powertec® i250C STD Pack	K14284-2	400V 3Ph ±15% 50/60 Hz	16A	250A@60%	10-250	4R / 1-20	69	878 x 560 x 935	IP23	LincGun® Promig™ 270 4m (W000345061-2)
Powertec® i320C STD Pack	K14286-2		20A	320A@40%	10-320					LincGun® Promig™ 300 4m (W000345067-2)

POWERTEC® i250C, i320C, i380C, i450C ADV PACK

MIG welder ready for tomorrow.

- NEW features: Date&Calendar, Speaker and stronger encoders.
- Premium arc performance with repeatable arc ignition, excellent arc stability and rapid parameter adjustment.
- MIG/MAG and stick processes.
- Innovative, intuitive interface: easy settings, simple navigation, multi-language.
- Fully featured Synergic and Manual MIG, Auto settings, adjustable functions, Memory, TFT 7' colour screen, USB connectivity.
- Perfect feedability: optimised wire positioning, four driven rolls and inspection window.
- Water version: installed COOL ARC® 26 cooler (i380C, i450C).
- Designed with welders for welders: perfect handling, innovative and easy communication.
- Ready for the heaviest industrial conditions: developed and tested under the hardest conditions (TRUE HD) to guarantee the reliability you need.

UNIT INCLUDES: LincGun® Promig™ 4m (all versions), Coolarc®- 26 and Freezcool (only i380C, i450C Water Pack version), Input cable (5 m), Ground cable (3 m), Gas hose (2 m), Rolls 1.0 / 1.2 for solid wire, USB with Operator's Manual, Control panel cover (i380C, i450C)

Processes

MIG, Flux-Cored, Stick, CAG (only i450C)

Applications

- General Fabrication
- Construction site
- Maintenance and Repair
- Light industry

Input

3 PHASE, 50/60 Hz

Output

CC CV, DC, SYN SYNERGIC SETTINGS, S300, GENERATOR READY

POWERTEC® i250C & i320C ADV PACK

Powertec® i250C + LINCGUN® PROMIG™ 270 4m

Powertec® i320C + LINCGUN® PROMIG™ 300 4m

POWERTEC® i380C, i450C ADV AIR PACK

Powertec® i380C + LINCGUN® PROMIG™ 300 4m

Powertec® i450C + LINCGUN® PROMIG™ 400 4m

POWERTEC® i380C, i450C ADV WATER PACK

Powertec® i380C + LINCGUN® PROMIG™ 330W 4m COOLARC®-26 FREEZCOOL

Powertec® i450C + LINCGUN® PROMIG™ 400W 4m COOLARC®-26 FREEZCOOL

Product	Reference	Input (V)	Fuse Type rG or Circuit Breaker Type Z	Rated Output	Output Range (A)	Wire Feed Type / Speed Range (m/min)	Weight (kg)	Dimensions H x W x D (mm)	Protection Class	Pack includes:
Powertec® i250C Adv Pack	K14285-2	400V 3Ph ±15% 50/60 Hz	16A	250A@60%	10-250	4R / 1-20	70	560 x 935 x 878	IP23	LincGun® Promig™ 270 4m (W000345061-2)
Powertec® i320C Adv Pack	K14287-2		20A	320A@40%	10-320					LincGun® Promig™ 300 4m (W000345067-2)
Powertec® i380C Air Pack	K14288-2		25A	380A@40%	10-380					LincGun® Promig™ 300 4m (W000345067-2)
Powertec® i450C Air Pack	K14289-2		32A	450A@80%	10-450		82			LincGun® Promig™ 400 4m (W000345073-2)
Powertec® i380C Water Pack	K14288-3		25A	380A@40%	10-380		70			LincGun® Promig™ 330W 4m (W000345064-2), Coolarc®-26 (K14182-1), Freezcool (W000010167)
Powertec® i450C Water Pack	K14289-3		32A	450A@80%	10-450		82			LincGun® Promig™ 400W 4m (W000345070-2), Coolarc®-26 (K14182-1), Freezcool (W000010167)

LINCOLN RELIABILITY OPTIMISED ERGONOMICS



Gun Holder: always at hand, ready to work

Lifting eye

Front UI protection cover keep your UI safe

Inspection window

Simple navigation also when using welding gloves

RC7 Advanced Remote Control

COOL ARC® 26 (option)

Cable Management System (option)

Heavy duty undercarriage with big wheels

Very solid, stable, metal construction, low gas cylinder entry makes loading very easy.

Rubber bumpers protecting feet

Cable connections on front (in standard) and back rear side (in option). Strain relief on both ends to keep connections well protected.

Full access for wire spool installation

Perfect feedability with 4 rolls and internal lights.

POWERTEC® i350S, i420S & i500S

High output, reliable industrial machine.

- Premium welding behaviour on CV MIG & Stick welding.
- Ready for the heaviest industrial conditions.
- Synergic capability.
- Optimised ergonomics, Lincoln reliability (True HD).
- Water cooled version (COOL ARC® 26 as an option).

UNIT INCLUDES

- Input cable (5 m)
- Work clamp and cable assembly (3 m)
- Gas hose (2 m)
- Chain
- USB stick with Operator's Manual

Processes

MIG, Flux-Cored, Stick, Innershield, Gouging

Applications

- Heavy Fabrication
- Structural
- General Fabrication
- Shipbuilding

Input

3 PHASE, 50/60 Hz

Output

CC CV, DC

GENERATOR READY

Product	Reference	Input (V)	Fuse Type rG or Circuit Breaker Type Z	Rated Output	Output Range (A)	Efficiency	Idle Power	Weight (kg)	Dimensions H x W x D (mm)	Protection Class
Powertec® i350S	K14183-1	400V 3Ph ±15% 50/60 Hz	25A	350A@50% 300A@100%	20-350	> 85%	< 35W	68	932 x 560 x 925	IP23
Powertec® i420S	K14184-1		32A	420A@100%	20-420			78		
Powertec® i500S	K14185-1			500A@60% 420A@100%	20-500			79		

COMPATIBLE FEEDERS *

Product	Reference	Powertec® i350S	Powertec® i420S	Powertec® i500S
LF-52D	K14335-1	•	•	•
LF-56D	K14336-1	•	•	•

* see chapter "Semi automatic WIRE FEEDERS" for details

SPEEDTEC® 180C & 200C

Many tasks, many locations.

- Innovative, robust, compact, portable and lightweight design ready to be used anywhere.
- Multiple Tasks Speedtec® 180C: CV MIG, FCAW, Stick \ Speedtec® 200C: CV MIG, CV Synergic, FCAW, Stick, TIG Lift.
- Power Factor Correction (PFC) – more welding power, energy and cost savings, generator compatible.
- User-friendly icon control panel.
- With complete two year parts and labour warranty.

UNIT INCLUDES

- Input cable (2.2 m)
- Ground cable (3 m)
- Gas hose (2 m)
- Drive rolls (0.8-1.0 mm)

Processes

Stick, Flux-Cored, Lift TIG (200C), MIG

Applications

- Small workshops
- Light steel construction
- General repairs
- Maintenance workshops

Input

1 PHASE, 50/60 Hz, 230V, 115V*

* only Speedtec 200C

Output

CC CV, DC, PFC, S200

GENERATOR READY

Product	Reference	Input (V)	Fuse Type rG or Circuit Breaker Type Z	Rated Output	Output Range (A)	Wire Feed Type / Speed Range (m/min)	Weight (kg)	Dimensions H x W x D (mm)	Protection Class
Speedtec® 180C	K14098-1	230V/1Ph 50/60 Hz	16A (25A)	200A/24V/25%	20-200	2R / 1.5-15	17.3	396 x 246 x 527	IP23
Speedtec® 200C	K14099-1	115/230V/1Ph 50/60 Hz							

SPEEDTEC® 215C

One powerful machine to tackle any job.

- Versatile: MIG Synergic and Manual, FCAW, Stick,TIG Lift.
- Excellent welding characteristics with all processes.
- Smart housing for 15 kg spools, convenient shelves, useful in the workshop or production area.
- User-friendly icon control panel makes setup easy for both experts and beginners.
- Power Factor Correction (PFC): gives more power to arc, consumes up to 30% less energy (compared to conventional MIG equipment), works on 100 m extension cable.

UNIT INCLUDES

- Input cable (5 m)
- Ground cable (3 m)
- Gas hose (2 m)
- Drive rolls (0.8-1.0 mm)

Processes

Stick, Flux-Cored, Lift TIG, MIG

Applications

- Small workshops
- Light steel construction
- General repairs
- Maintenance workshops

Input

1 PHASE · 50/60 Hz · 230V · 115V

Output

CC CV · DC · PFC · S300

GENERATOR READY

Product	Reference	Input (V)	Fuse Type rG or Circuit Breaker Type Z	Rated Output	Output Range (A)	Wire Feed Type / Speed Range (m/min)	Weight (kg)	Dimensions H x W x D (mm)	Protection Class
Speedtec® 215C	K14146-1	115/230V/1Ph 50/60 Hz	16A (25A)	200A/24V/25%	20-200	2R / 1.5-15	42	780 x 400 x 750	IP23

SPEEDTEC® 320CP

Robust and reliable, multi-process, compact, industrial inverter with Pulse mode.

- User-friendly control panel: easy settings and process selection.
- Technological advance: 99 programmes that can be used with the trigger, welding cycle sequencer.
- Ready for the heaviest industrial conditions: developed and tested under the hardest conditions to guarantee the reliability you need.
- Synergic mode – more than 99 synergic programmes are available for precise control of welding parameters.
- Modular concept to meet all users' requirements.

UNIT INCLUDES

- Input cable (5 m)
- Work clamp and cable assembly (5 m)
- Gas hose (2 m)
- Wire spool adapter (300 mm)

Processes

MIG, FCAW, Stick

Applications

- Metallic construction (on site and in workshop)
- Workshop & yard maintenance

Input

3 PHASE · 50/60 Hz

Output

CC CV · DC · S300

GENERATOR READY

Product	Reference	Input (V)	Fuse Type rG or Circuit Breaker Type Z	Rated Output	Output Range (A)	Feeding System	WFS Range (m/min)	Weight (kg)	Dimensions H x W x D (mm)	Protection Class
Speedtec® 320CP	K14168-1	400V 3Ph ±20% 50/60 Hz	20A	320A/30V/40%	15-320	4 rolls / 37 mm	0.5-25	37	743 x 335 x 534	IP23
Speedtec® 320CP (Push-Pull Compatible)	K14168-2									

NEW

SPEEDTEC® 400SP & 500SP

Ultimate performance.

- High duty cycle multi-process power source.
- High Efficiency Processes (Speed Short Arc™, Soft Silent Pulse™, High Penetration Speed™).
- MECHAPULSE™ produces very high quality welds with rippled seam appearance.
- Modular concept to build configuration for any requirements.
- Double-side fully potted PCB with superior resistance for dust, humidity, jerk or vibrations.

Processes

Pulsed MIG, MIG, Flux-Cored, Stick, Lift TIG, Gouging

Applications

- Heavy Fabrication
- Structural
- General Fabrication
- Shipbuilding

Input

3 PHASE 50/60 Hz

Output

CC CV DC

GENERATOR READY

CHECKPOINT

INDUSTRY LEADING
5-YEAR WARRANTY*

* Applies to the Speedtec power sources, 3 Years Standard Warranty + 2 Years after registration:
www.lincolnelectric.com/LEExtranet/ProductRegistration/PRExtWarMain.aspx

Product	Reference	Input (V)	Fuse Type rG or Circuit Breaker Type Z	Rated Output	Output Range (A)	Weight (kg)	Dimensions H x W x D (mm)	Protection Class
Speedtec® 400SP	K14258-1	400V/3Ph ± 15% 50/60Hz	25	420A/100%	20-420	53.5	625 x 295 x 550	IP23
Speedtec® 400SP (VRD)	K14258-2							
Speedtec® 500SP	K14259-1		32	500A/60%	20-500	54.5		
Speedtec® 500SP (VRD)	K14259-2							

COMPATIBLE FEEDERS *

Product	Reference	Speedtec® 400SP	Speedtec® 500SP
LF 52D	K14335-1	•	•
LF 56D	K14336-1	•	•

* see chapter "Semi automatic WIRE FEEDERS" for details

Soft Silent Pulse™ (SSP™)

- This is a pulse transfer with a special waveform producing a soft and silent arc. The behaviour of the Soft Silent Pulse™ is very suitable for Stainless Steel application which requests the best wetting possible. Silence, because the noise of the arc is divided by two regarding a normal pulse mode what can be really appreciated when you have to weld in a confident area. Moreover the stability given by this transfer allows to weld in all positions and especially in vertical up without weaving when it is associated to a MECHAPulse™ welding mode.



WATCH THE VIDEO

Speed Short Arc™ (SSA™)

- A semi-controlled short circuit mode which allows to shift globular behaviour using wire feed speed normally reachable only in pulse mode. The current values used in this mode are very different from those used in conventional "short arc" operation. Faster wire speeds require a medium current together with a large peak current in order to form and detach the droplet more quickly.

WATCH THE VIDEO

High Penetration Speed™ (HPS™)

- HPS™ (High Penetration Speed™) is a special spray mode but with a focused arc offering higher penetration and combining two different main advantages: provides lower voltage and so lower energy; very accurate and dynamic regulation of the welding parameters. This association is able to carry out very high productivity with the optimal welding performance.

WATCH THE VIDEO

MECHAPULSE™

GTAW appearance with GMAW Weld bead with TIG appearance productivity *

- Increases travel speed (up 4x faster)
- Reduces heat input and distortion
- Eliminates in-line weaving
- Shorter training time
- Effortless welding in vertical up position
- Designed for Aluminium, Carbon & Stainless Steel, all thicknesses

* based on side by side comparison of MECHAPULSE™ and standard GTAW mode

WATCH THE VIDEO

NEW

FLEXTEC® 350XP CE

SIMPLE. RELIABLE. FLEXIBLE.

- A rugged, multi-process power source for maximum flexibility.
- CrossLinc™ Technology – full functionality without control cables.
- Built-in basic pulsed MIG capability.
- Simple – streamlined operator panel minimizes setup time.
- Reliable – components designed to stay cool in high temperature environments, IP23 and Desert Duty.
- Flexible – compatible with across-the-arc and CrossLinc™ feeders and additionally analogue and digital feeders (only standard version).

UNIT INCLUDES

- Input cable (2.6 m)
- CE filter

Processes

SMAW, GTAW, GMAW, GMAW-P, FCAW, CAG-A (gouging), STT Field*

Applications

- Fabrication
- Construction
- Shipbuilding
- Structural
- Pipe

Input

3 PHASE, 50/60 Hz

Output

CC CV, DC

DESERT DUTY 55°C 40°C

GENERATOR READY

Product	Reference	Input (V)	Fuse Type rG or Circuit Breaker Type Z	Rated Output	Output Range (A)	Weight (kg)	Dimensions H x W x D (mm)	Protection Class
Flextec® 350XP CE	K5422-1	380/460/575/3Ph ±10% 50/60 Hz	21/23/23	300/32V/100%, 350/34V/60%	5-425A	37.1	432 x 330 x 609	IP23

FLEXTEC® 650X

Flexible technology.

- CrossLinc™ Technology – full functionality without control cables.
- Flextec 650X assembled with CE filter for European compliance.
- Useable with a wide range of 3-phase input power, 380-575V.
- Multi-process machine supporting SMAW, GTAW, GMAW, FCAW, FCAW-G, SAW, CAG-A (gouging).
- Up to 815A output current.
- Ultimate flexibility: supports older generation 115V feeders as well as new 42V analogue or digital feeders for the ultimate in flexibility.

UNIT INCLUDES

- CE filter

Processes

MIG, Flux-cored, Stick, DC TIG, Arc Gouging, SAW Welding

Applications

- Heavy Fabrication
- Structural
- General Fabrication
- Shipbuilding

Input

3 PHASE, 50/60 Hz

Output

CC CV, DC

GENERATOR READY

Product	Reference	Input (V)	Fuse Type rG or Circuit Breaker Type Z	Rated Output	Output Range (A)	Weight (kg)	Dimensions H x W x D (mm)	Protection Class
Flextec® 650X	K3533-1	380/460/575/3Ph ±10% 50/60 Hz	61/50/40/ 57/47/38	750A/44V/60% 650A/44V/100%	10-815	74.8	554 x 410 x 745	IP23

COMPATIBLE FEEDERS *

Product	Reference	Flextec® 350XP	Flextec® 650X
LN-25X	K4267-4	•	•
Activ8X	K3519-2	•	•
Activ8X® Pipe™	K5240-1	•	
LN-25 Pro	K2613-5	•	•
LN-25 Pro Dual	K2614-8	•	•
LF52D	K14335-1	•	•
LF56D	K14336-1	•	•
Linc Feed 33	K14030-1W	•	•
Linc Feed 33S	K14051-1	•	•
Flex Feed 74HT	K3883-x	•	•
Flex Feed 84 Single	K5000-x	•	•
Flex Feed 84 Dual	K5002-x	•	•
Power Feed® 22	K14110-1	•	•
Power Feed® 26	K14138-1	•	•
Power Feed® 25M (Aluminium case)	K2536-4	•	•
Power Feed® 25M (Plastic case)	K2536-5	•	•
Power Feed® 84 CE Single Ready PAK	K3329-1-P	•	•
Power Feed® 84 CE Dual Ready PAK	K3331-1-P	•	•

* see chapter "Semi automatic WIRE FEEDERS" for details

POWER WAVE® 300C

Full multi-process, portable flexibility.

- Equipped with a complete portfolio of high-performance wave forms, providing flexibility to tackle any welding application up to 350A. Wire feeding system built in.
- Comes standard with Power Wave® Manager software tools, simplifying welding setup and operation.
- CheckPoint™ software allows you to track equipment usage, store weld data, configure fault limits and more.
- Compact and durable case is IP23-rated to withstand harsh environments.

INDUSTRY LEADING
5-YEAR WARRANTY

Processes

MIG, Flux-cored, Stick, AC/DC TIG, Arc Gouging

Applications

- General Fabrication
- Maintenance and Repair
- Autobody/Farm
- Light industry
- Educational

Input

3 PHASE, 50/60 Hz

Output

CC CV, AC DC

Product	Reference	Input (V)	Fuse Type rG or Circuit Breaker Type Z	Rated Output	Output Range (A)	Weight (kg)	Dimensions H x W x D (mm)	Protection Class
Power Wave® 300C Advanced	K4490-2	200-208/220-230 /380-415/460/575V 50/60 Hz	40/25/20/15	350A/31.5 V/40% 300A/29 V/100%	5-350	102.5	1008 x 525 x 1006	IP23

POWER WAVE®S500

Multi-process power and versatility.

- Equipped with a complete portfolio of high-performance wave forms, providing flexibility to tackle any welding application up to 550A (S500).
- Comes standard with Power Wave® Manager software tools, simplifying welding setup and operation.
- CheckPoint™ software allows you to track equipment usage, store weld data, configure fault limits and more.
- Compact and durable case is IP23-rated to withstand harsh environments.

INDUSTRY LEADING
5-YEAR WARRANTY

Processes

SMAW, GTAW, GMAW, GMAW-P, FCAW, Arc Gouging

Applications

- Fabrication
- Shipbuilding
- Construction

Input

3 PHASE, 50/60 Hz

S500

Output

CC CV, DC

Product	Reference	Input (V)	Fuse Type rG or Circuit Breaker Type Z	Rated Output	Output Range (A)	Weight (kg)	Dimensions H x W x D (mm)	Protection Class
Power Wave® S500	K3168-1	230/400/460/575V 50/60 Hz	90/60/45/35	500/39V/60%	5-550	68	570 x 356 x 630	IP23

POWER WAVE® R450

Industry's most capable 450A robotic power source.

- Industry leading – fastest travel speeds, lowest spatter generation, superior gap bridging & excellent penetration profiles.
- Fastest cycle times made possible with the world's fastest robotic interface – ArcLink®.
- Join different thickness materials, starting from 0.6 mm.
- Energy Saving Mode – machine uses less than 50W in Hibernation Mode, reducing the operation costs.

Processes

DC TIG, Pulsed DC TIG, MIG, Pulsed MIG, Flux-Cored, HyperFill®, Low Fume Pulse™

Applications

- Automotive
- General Industry
- Heavy Industry

Input

3 PHASE, 50/60 Hz

Output

CC CV, DC

INDUSTRY LEADING
5-YEAR WARRANTY

Product	Reference	Input (V)	Fuse Type rG or Circuit Breaker Type Z	Rated Output	Output Range (A)	Weight (kg)	Dimensions H x W x D (mm)	Protection Class
Power Wave® R450	K3455-1	230/380/415/460/575V 50/60 Hz	60/54/30/27/21	500/39V/60%	5-550	68	570 x 356 x 630	IP23

POWER WAVE® S700

High output power for automated environments.

- Choose the Power Wave® S700 model for high amperage, high duty cycle applications in the heavy equipment, transportation and other fabrication industries. Typically recommended for 1/16 inch (1.6 mm) wire diameter and up, the Power Wave® S700 can be used in Semi automatic, hard automation or robotic environments – even for high deposition synchronised tandem welding applications. The machine is also suitable for arc gouging.

Processes

Stick, TIG, MIG, Pulsed MIG, Flux-Cored, Carbon Arc Gouging, HyperFill®, HDT

Applications

- Heavy industry

Input

3 PHASE, 50/60 Hz

Output

CC CV, DC

INDUSTRY LEADING
5-YEAR WARRANTY

Product	Reference	Input (V)	Fuse Type rG or Circuit Breaker Type Z	Rated Output	Output Range (A)	Weight (kg)	Dimensions H x W x D (mm)	Protection Class
Power Wave® S700	K3279-1	380-415/440-460/500/575V	55/46/42/38	700A/44V/100% (900A/44V/60%)	20-900	175	765 x 485 x 932	IP23

PIPEFAB™ CE

Game-changing performance and simplicity.

- From root to cap, to final fit – the PIPEFAB™ system has you covered with weld modes that have been fine-tuned to deliver breakthrough arc performance.
- Our patented STT® process was the original open-root MIG solution to hit the market. After decades of leading the industry, we've taken the performance of this iconic process to the next level – making it better than ever.
- Powered by patented Cable View™ Technology, the PIPEFAB™ system continually monitors cable inductance and adjusts the waveform to maintain consistent arc performance with long or coiled cable runs up to 20 m.

Processes

Stick, TIG (HF & TouchStart® TIG), MIG, STT® MIG, Pulsed MIG, Flux-Cored

Applications

- Pipe & Vessel
- Process Pipe

Input

3 PHASE, 50/60 Hz

Output

CC CV, AC DC

INDUSTRY LEADING
5-YEAR WARRANTY

Product	Reference	Input (V)	Fuse Type rG or Circuit Breaker Type Z	Rated Output	Output Range (A)	Weight (kg)	Dimensions H x W x D (mm)	Protection Class
Pipefab™ CE	K3732-1	230/380/415/460/575V 50/60 Hz	53/46/26/24/19	400/26/100%	5-400	94	560 x 432 x 863	IP23
Pipefab™ CE Ready Pak	K14283-1							

POWER WAVE® ADVANCED MODULE

Expand your welding capabilities.

- Adds AC waveform control for Pulsed MIG, and Gas Tungsten Arc (TIG) Welding for S & R series PowerWave (except 300C).
- High frequency starting for TIG welding capability.
- Modular design allows easy connection and fast digital communication with compatible Power Wave® models.
- Includes STT process capability, making this module perfect for automotive, pipe and thin metal applications.

Processes

GMAW-AC, AC-GMAW-P, GTAW (AC, DC-, AC/DC), Low Fume Pulse™ (S500 or R450)

Input

40 VDC

Output

CC CV, AC DC, STT

INDUSTRY LEADING
5-YEAR WARRANTY

Product	Reference	Input Voltage	Rated Output	Weight (kg)	Dimensions H x W x D (mm)	Protection Class
Power Wave® Advanced Module	K3685-1	40V DC	350A/40%	33.8	292 x 356 x 630	IP23

POWER WAVE® STT® MODULE

Add STT® for exceptional arc Control.

- Add STT® (Surface Tension Transfer®) process capability to any S & R series PowerWave (except S700) for enhanced puddle and burn-through control.
- Improve performance on thin metal or critical pipe root pass welding applications.
- Modular design allows easy connection and fast digital communication with compatible Power Wave® models.

INDUSTRY LEADING
5-YEAR WARRANTY

Processes

GMAW-STT®, Low Fume Pulse™ (S500 or R450)

Input

40 VDC

Output

DC STT

Product	Reference	Input Voltage	Rated Output	Weight (kg)	Dimensions H x W x D (mm)	Protection Class
Power Wave® STT® Module	K2921-1	40V DC	500A@60%	21.3	292 x 356 x 630	IP23

POWER WAVE® WIRELESS CONNECTIVITY MODULE

Simplifying machine connectivity.

- Plant-wide connection – easily connect existing or remote Power Wave® systems for complete visibility of your welding operations.
- Quick & easy installation – modular design allows hassle-free installation without the need for extensive machine downtime.
- Local display – convenient voltage and amperage metering directly on the power source.

Connection

- Wi-Fi 802.11 a/b/g/n (Wi-Fi 1/2/3/4)
- Bluetooth 4.1
- Ethernet

Compatible Power Sources

- Power Wave® S500
- Power Wave® R450
- Power Wave® R500
- Power Wave® S700

Product	Reference	Connectivity	Encryption
Power Wave® Wireless Connectivity Module	K4352-1	Wi-Fi 802.11 a/b/g/n @ 2.4 GHz, Bluetooth 4.1 and earlier, Ethernet Port	WEP, WPA, WPA2, WPA ENT
Power Wave® Wireless Connectivity Module (S700 only)	K4352-2		

HyperFill®

Bigger welds – faster, easier.

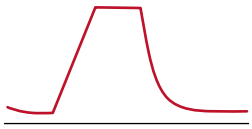

- Higher deposition rate. On average, usable deposition rates increase up to 50% while maintaining process ease-of-use.
- Easy molten puddle control.
- Comfortable for the welder.
- Large beads achievable.



Rapid X®

High speed, low spatter, low heat input, no trade-offs.

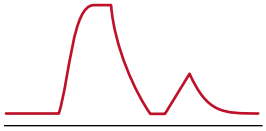

- Revolutionises the productivity of welding.
- Increases travel speeds by 40%.
- Reduces spatter by 30%.



RapidArc®

Maximising weld travel speeds.

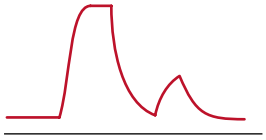

- Industry's premier waveform for high-speed welding.
- Travel speeds increased by 50%.
- Spatter reduced by 15%.



Precision Pulse™

Pulse performance for jobs demanding flexibility.

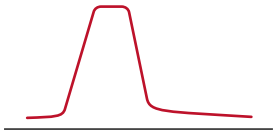

- Improved out-of-position welds.
- Enhanced puddle control for improved operator confidence.
- Controlled heat input.
- Improved welds in tight joints.



Low Fume Pulse™

Better weld and work environment.

- Maximising operator appeal and arc forgiveness.
- Reduction in fume generation by up to 66% compared to CV.
- Excellent arc stability.
- Extremely low spatter generation.



Rapid Z®

Lowest porosity, highest speed.

- Reduces internal and external porosity while maintaining high travel speeds.
- Improves bead appearance.

MORE INFORMATION IN RAPID Z® BROCHURE



ALUMINIUM

AC Aluminium Pulse

Improved aluminium productivity and quality.

- Increases travel speeds by 40%.
- Increases deposition by 75%.
- Improves gap bridging capabilities.
- Decreases burn-through.



ULTIMARC® CONTROL

Pulse-on-Pulse®

TIG appearance – MIG productivity.

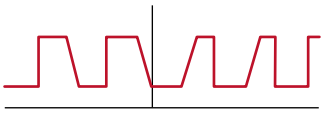

- Offers excellent heat input control, especially on thin materials (less than 7 mm thick).
- Eliminates in-line weaving.
- Improves operator appeal for any skill level.
- Ensures better appearance and productivity matter using aluminium.

STEEL, STAINLESS & NICKEL

STT®

Industry proven root pass solution.

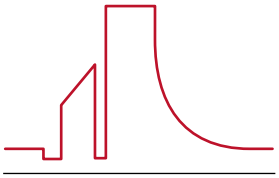

- Simplifies open root welding for any operator skill level.
- Eliminates common burn-through & lack of fusion issues.
- Delivers larger bead, flat face, perfect back bead and excellent fusion.

STEEL

AC-STT™

Industry's superior thin gauge solution.

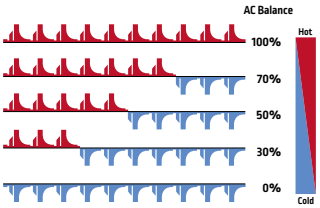

- Proven STT® waveform with controlled AC balance.
- Excellent heat-input control.
- No burn through, no spatter.



UNIVERSAL

Power Mode®

The universal mode for tough applications.

- Stable arc performance and fewer current fluctuations.
- More consistent weld penetration.
- Fewer fusion defects in welds.

EXCELLENT PERFORMANCE – THIN TO THICK MATERIAL

OPTIMISE YOUR ARC PERFORMANCE. THE RIGHT PROCESS FOR ANY APPLICATION.

Using Waveform Control Technology™, each process can be tailored to your specific needs.

APPLICATION VARIABLES:	Material / Shielding gas / Welding positions
PERFORMANCE CONSTRAINTS:	Travel speed / Spatter / Part fit-up

PIONEER OF PATENTED WELDING PROCESSES

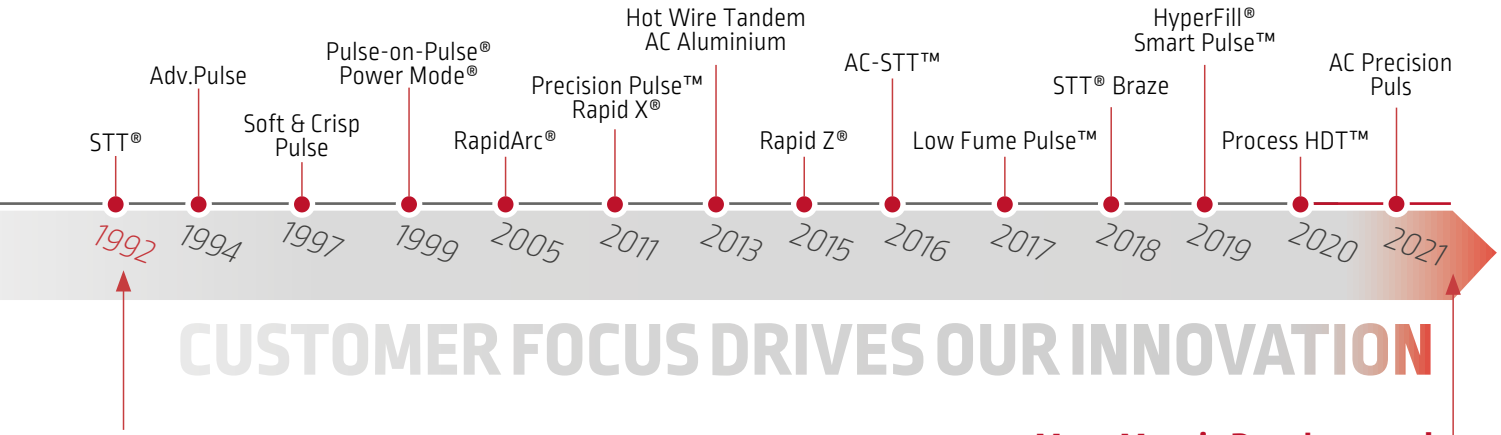

CUSTOMER FOCUS DRIVES OUR INNOVATION

Lincoln Electric® pioneered the development of Surface Tension Transfer (STT), a low heat short-arc process, well before the competition.

Many More in Development!

Free Upgrades

* Some require additional hardware to extend capabilities

ALL APPLICATIONS. ALL INDUSTRIES. ALL PROCESSES

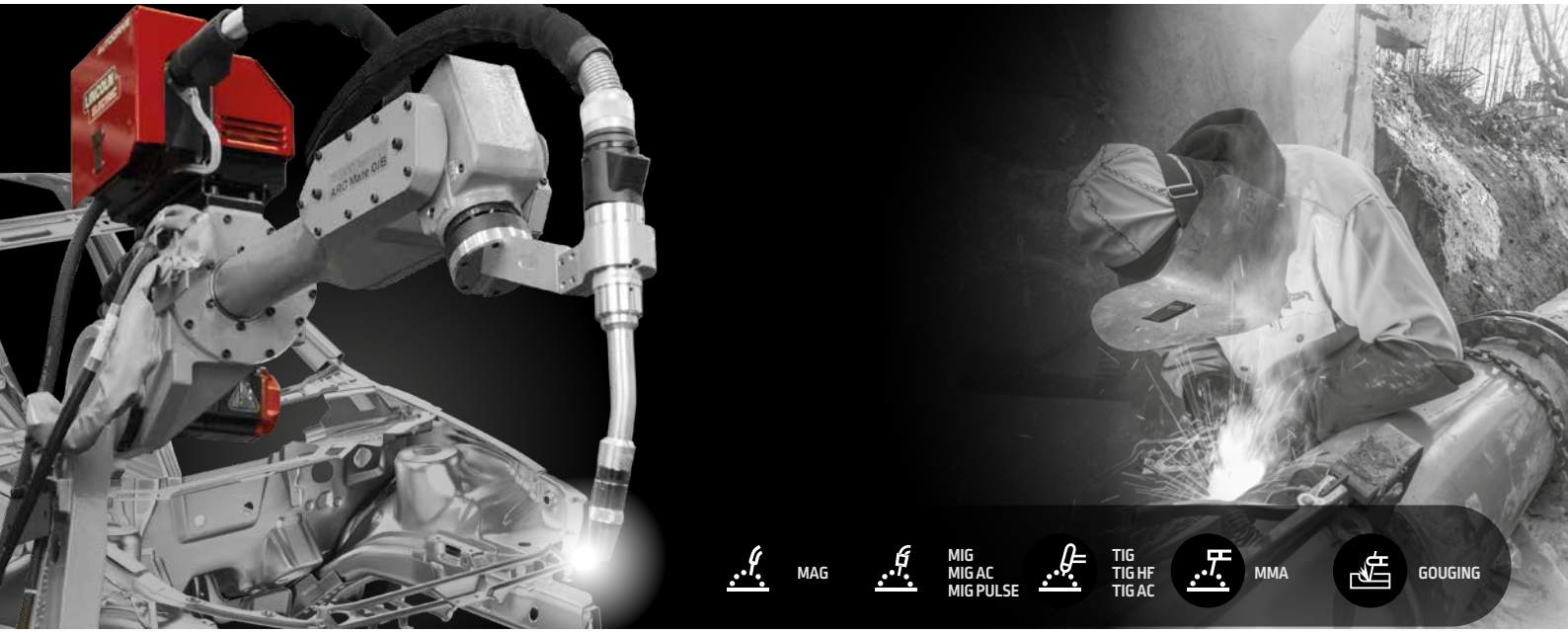

TAKE CONTROL. EVERY MACHINE, EVERY WELD.

Welding can be the most complex part of any manufacturing process and is often the least controlled. Your quality relies on every operator on every shift to make the same welds with the same parameters. It is clear, there are many risks to quality and cost.

The Power Wave® platform allows you to reduce risk and remove variation from your welding processes and operations.

Designed with the operator, foreman, and engineer in mind, the embedded process control tools of Power Wave® help you standardise your welding processes, increase weld quality and part-to-part consistency, and remove the guess work for operators.

Power Wave® enables you to:

- Standardises & save machine settings
- Reduce welding variation among operators
- Improve WPS compliance
- Allow operators to focus on welding, not machine settings
- Transfer settings among machines

POWER WAVE® MANAGER

USER INTERFACE POINT OF USE CONTROLS

- Remote configuration
- Easily standardise fleet settings
- Fine-tune weld parameters and send to your equipment

Power Wave® Manager

- Configure Equipment Communication
- Capture, store, and transport system settings from station to station
- Equipment Calibration Management
- Customise Procedure Memories
- Diagnostic Tests

YOUR POWER WAVE® PC COMMAND CENTER

WELD SEQUENCER

Changing what was actioned with paper instructions to an operator guided, complete welding system. No longer is it difficult to train operators, interpret work instructions and prints, or execute and verify welds.

- Guide operators step-by-step
- Easy to follow graphical interface
- Clearly define each assembly step
- Clearly define each weld placement



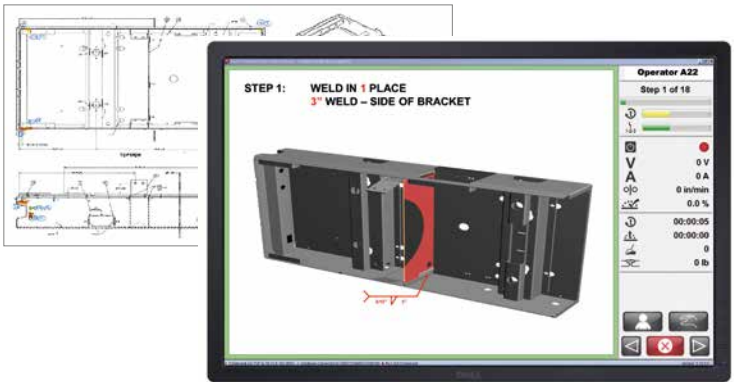

Automatic control of the welding power source based on engineering weld specifications.

- Eliminate missed welds
- Simplify work instructions, reduce costly rework, reduce inspection effort
- Improve training comprehension
- Improve post-training cycle times
- Reduce training costs

Weld Sequencer applications

COMPLEX SEMI-AUTOMATIC OPERATIONS

Comprehensive management of weld procedures, assembly fixtures, and part identification.

BASIC SEMI-AUTOMATIC OPERATIONS

Quality control verification on WPS settings and total weld count

GET IT RIGHT THE FIRST TIME, EVERY TIME

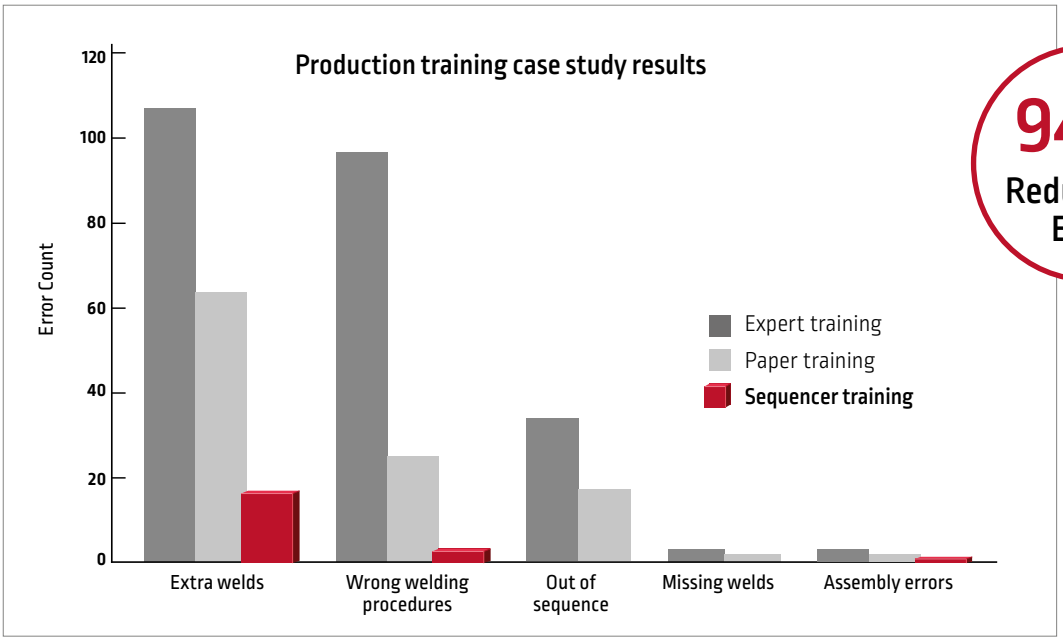

94%
Reduction in Errors

GET MORE INFORMATION ABOUT WELD SEQUENCER

INFORMATION THAT LEADS TO SOLUTIONS®

The success of every operation, big or small, depends on making the best weld in an efficient way, with zero defects, whilst meeting customer demand. Do you know and understand the true performance of your welding operations? Relying on traditional methods to collect and analyse operator metrics is too burdensome and often doesn't provide a true representation of your entire welding operation.

The Power Wave® advanced production monitoring technology allows you to easily break away from old methods with an intelligent, IoT driven platform. By providing a complete, real-time view of your entire welding operation, the Power Wave® platform provides the precise information you need to make data-driven decisions for continuous improvement.

CHECKPOINT®

THE RIGHT DATA, THE RIGHT DECISIONS

- More than data collection
- Full production monitoring

With Checkpoint® you can:

- **Identify the TRUE COST of welding**
- **Evaluate the TRUE QUALITY of welding**
- **Deliver the TRUE PERFORMANCE of welding**

Powerful data visualisation

- Full visibility of your welding operation
- Real-time dashboard snapshots
- In-depth weld analytics

Easy data exporting

- Export the raw data
- Crunch the numbers the way YOU want



FOR MORE INFORMATION SCAN HERE

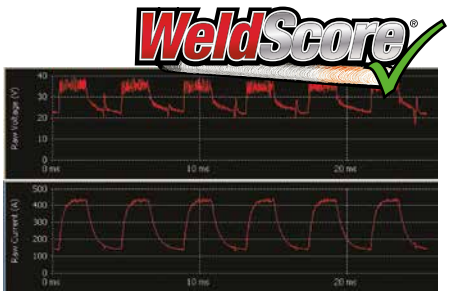

WELDSCORE®

- Embedded quality monitoring technology
- Model-based weld evaluation
- Simple, easily understood quality score for each weld
- Monitors actual conditions at the arc, not external upstream sensors
- Real-time feedback and limit setting to verify your operations

WeldScore® is a tool intended for in-process monitoring of consistent and repeatable welding operations based upon your example welding conditions and is not a replacement for quality assurance procedures, such as non-destructive or destructive testing.

Acceptable Weld – Proper gas flow and coverage produces a good weld with no porosity.

Unacceptable Weld – Low gas flow results in obvious porosity.



Unacceptable Weld – Incorrect gas mix yields higher spatter levels.

TRUE ENERGY®

True Energy® is a proprietary Lincoln Electric technology that uses the digital control system embedded in each Power Wave® arc welding power source to measure and calculate the instantaneous amount of energy put into a weld. Customers can then use this value, in conjunction with the length of the weld, to calculate the Heat Input. Heat input calculations are used extensively in the welding industry, and the accurate calculation of these values is of the utmost importance.

- Built in to all Lincoln Electric Power Wave® power sources
- Easily compliant with heat input calculations per ASME code
- No extra equipment or measuring tools necessary
- Capable of accurately measuring advanced process waveforms

Traditional heat input calculation	True Energy® heat input calculation
$\text{HEAT INPUT} = \frac{V \cdot A \cdot 60}{\text{Travel Speed}}$ kJ/mm	$\text{HEAT INPUT} = \frac{\text{True Energy® Value}}{\text{Distance Travelled}}$ kJ/mm

POWER WAVE® SOFTWARE FOR FREE

Upgrade your Power Wave® power source software for free*

Get access to the best welding solutions in the industry.

Free software upgrades means:

- NEW functionality
- NEW version of monitoring software
- NEW Innovative Waveforms

FREEWARE

UPGRADE YOUR POWER WAVE®

www.PowerWaveSoftware.com

* excluding Weld Sequencer products

INCREASE YOUR DEPOSITION RATE BY UP TO 50%!

HYPERFILL®

BIGGER WELDS FASTER IN SEMI AUTOMATIC GMAW WELDING

With **SUPRAMIG® HD HF** wire specifically designed for HyperFill®

INNOVATIVE TWIN-WIRE DESIGN

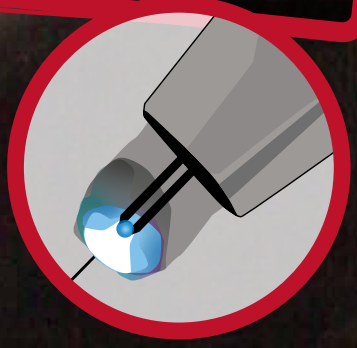

UNIQUE GMAW PROCESS, TWO WIRES A SINGLE ARC

Due to its innovative twin-wire design, HyperFill® is able to utilise two smaller diameter wires to produce a larger weld droplet and arc cone.
In return, this generates a large weld puddle that is easy to manage and control, allowing operators to increase deposition by an average of 50% over traditional single wire processes.

Solution Requirements:

HyperFill® is a patented and licensed twin-wire MIG solution that is designed to perform specifically with select Lincoln Electric welding wire. The solution requires a licensed waveform which may require an additional purchase. For more details, reference document MC20-106.

www.lincolnelectric.eu

LINCOLN® ELECTRIC

HYPERFILL® SOLUTION

SEMI AUTOMATIC READY PAK

Suitable to run 2 x 1 mm Solid wire. For 1.2 mm and MCW wear parts need to be ordered separately.

Product	Reference	Adviced Qty
HyperFill® Inlet Bushing	K4389-1	1
Magnum Pro gun liner – 2.4 mm / 4.5 m	KP44-332-15	1
HyperFill® contact tip – 1.2 mm	KP4482-047	10
Gas Diffuser HyperFill®	KP4481-1	2
Nozzle HyperFill®	KP4120-1-75R	2
HyperFill® Drive Roll Kit 1.2 mm (0.045)	KP4388-2	1
HyperFill® Drive Roll Kit 1.2 mm (0.045) FCW	KP4388-3	1
Gateway Pendant	K4997-1	1

HyperFill® Inlet Bushing
K4389-1

Magnum Pro gun liner – 2.0 mm / 4.5 m
KP44-564-15

HyperFill® contact tip – 1.0 mm
KP4482-040

Gas diffuser HyperFill®
KP4481-1

Nozzle HyperFill®
KP4120-1-75R



HyperFill® drive roll kit 1.0 mm
KP4388-1

UNIT INCLUDES

- Power Wave® S500
  K3168-1
- PF84 Pak
  K3329-2-P single or K3331-2-P dual
- Dual Reel stand
  K14207-1
- Coolarc® 50
  K14050-1
- PowerWave® Cart
  K3059-4
- Magnum Pro One 4.5 m Pak 2 x 1 mm
  K4651-040
- Earth cable 5 m and
  Coolant included

Product	Reference
HyperFill® Ready Pak single CE	K14209-2
HyperFill® Ready Pak dual CE	K14210-2
HyperFill® One Pak single CE	K14365-2
HyperFill® One Pak dual CE	K14377-2

Option:
PF84 HyperFill® trolley
K14331-1

Intermediate cable to be associated with Ready Pak or One Pak according to the length wished:

Product	Reference
Intermediate cable 3 m (95 mm², 5Pin-5Pin)	K10349-PGW-3M
Intermediate cable 5 m (95 mm², 5Pin-5Pin)	K10349-PGW-5M
Intermediate cable 10 m (95 mm², 5Pin-5Pin)	K10349-PGW-10M
Intermediate cable 15 m (95 mm², 5Pin-5Pin)	K10349-PGW-15M
Intermediate cable 20 m (95 mm², 5Pin-5Pin)	K10349-PGW-20M

ROBOTIC ONE PAK

Product	Reference
Robotic Power Wave® S700 one pak	K14292-1

UNIT INCLUDES

- Power Wave® S700
  K3279-1
- Autodrive 4R220
  K3561-1
- Autodrive 19 controler
  K3004-2
- Cool Wave™ 20S
  K4713-1

Robotic gun & Robot dress out kit have to be ordered separately according to robot model.

Contact your Lincoln representative.

Product	Reference	Powertec® i350S	Powertec® i420S	Powertec® i500S	Speedtec® 400SP	Speedtec® 500SP	Flextec® 350XP	Flextec® 650X	Power Wave® S500	Power Wave® S700
Power Feed® 25M (Aluminium case)	K2536-4				●	●	●	●	●	●
Power Feed® 25M (Plastic case)	K2536-5				●	●	●	●	●	●
LF52D	K14335-1	●	●	●	●	●	●			
LF56D	K14336-1	●	●	●	●	●	●			
Power Feed® 22	K14110-1						●	●	●	●
Power Feed® 26	K14138-1						●	●	●	●
Power Feed® 56D	K14392-1								●	
CROSSLINC FEEDERS										
LN-25X™	K4267-4						●	●		
Activ8X™	K3519-2						●	●		
Activ8X® Pipe™	K5240-1						●			
ANALOGUE FEEDERS (14PIN CONTROL CABLE) OR ACROSS-THE-ARC										
Linc Feed 33	K14030-1W						●	●		
Linc Feed 33S	K14051-1						●	●		
LN-25 Pro	K2613-5						●	●		
LN-25 Pro Dual	K2614-8						●	●		
FlexFeed 74HT	K3883-x						●	●		
Flex Feed 84 Single Bench	K5000-x						●	●		
Flex Feed 84 Dual Bench	K5002-x						●	●		
ADVANCED OPTION										
Power Wave® Advanced Module	K3685-1								●	
Power Wave® STT® Module	K2921-1								●	
Power Wave® Wireless Connectivity Module	K4352-1								●	
Power Wave® Wireless Connectivity Module (S700 only)	K4352-2									●

Power Feed® 22
K14110-1

Power Feed® 26
K14138-1

Activ8X™
K3519-2

LN-25X™
K4267-4

Power Feed® 56D
K14392-1

Power Feed® PF25M (A1/P)
K2536-4 K2536-5

Power Feed® 84 SINGLE
K3329-1-P

Power Feed® 84 DUAL
K3331-1-P

LF52D
K14335-1

LF56D
K14336-1

LG PROMIG 230T

LG PROMIG 270

LG PROMIG 300

LG PROMIG 400

LG PROMIG 330W

LG PROMIG 400W

LG PROMIG 500W

See page 9

More details page 85

Product	Reference	Speedtec® 180C	Speedtec® 200C	Speedtec® 215C	Quickmig® 250/300	Powertec® i250C Standard	Powertec® i320C Standard	Powertec® i250C Advanced	Powertec® i320C Advanced	Powertec® i380C Advanced	Powertec® i450C Advanced	Powertec® i350S	Powertec® i420S	Powertec® i500S	Speedtec® 320CP	Speedtec® 400SP	Speedtec® 500SP	Flextec® 350XP	Flextec® 650X	Power Wave® C300 CE	Power Wave® S500 CE	Power Wave® S700 CE
COOLERS																						
Cool Arc® 26	K14182-1									●	●	●	●	●								
Cool Arc®40	K1813-1																			●		
Cool Arc® 46	K14105-1														●							
Cool Arc® 50	K14050-1																				●	
Cool Wave™ 20S	K4713-1																				●	●
Cool Arc® 60	K14297-1															●	●					
Freezcool – cooling liquid for torches (9.6 l)	W000010167									●	●	●	●	●	●	●	●		●		●	●
UNDERCARRIAGE																						
Four-wheeled undercarriage (180C/200C)	K14114-1	●	●																			
Tool box for cart (180C/200C)	K14115-1	●	●																			
Two-wheeled undercarriage	W000375730														●							
Four-wheeled undercarriage (Speedtec® 320CP)	K14096-1														●							
Four-wheeled undercarriage (Speedtec® 400SP/500SP)	K14298-1															●	●					
Four-wheeled undercarriage (dual feeders + dual gas cylinders)	K14346-1															●	●					
Four-wheeled undercarriage (Flextec & PowerWave®)	K3059-4																	●	●		●	●
Four-wheeled undercarriage (Power Wave®S)	K14085-1																				●	
Cart Adapter Kit (Speedtec 320CP)	K14193-1														●							
ROLLS																						
Drive Roll Kit (1pc / diameter 37 mm) *	KP14016-XX	●	●	●																		
Drive Roll Kit (2pcs / diameter 37 mm) *	KP14017-XX														●							
Drive Roll Kit (4pcs / diameter 37 mm) *	KP14150-XX					●	●	●	●	●	●											
Aluminium welding kit 1.0-1.2	W000277622														●							
Drive Roll Kit for solid wire *	KP1696-X																			●		
Drive Roll Kit for cored wire *	KP1697-X																			●		
Drive Roll Kit for aluminium wire *	KP1695-X																			●		
Drive Roll Kit (1pc / diameter 30 mm) *	KP69025-X				●																	

* see chapter "Options" for details

Cool Arc® 46
K14105-1

Cool Arc® 50
K14050-1

Cool Arc® 60
K14297-1

Cool Wave™ 20S
K4713-1

Cool Arc® 26
K14182-1

Inverter and wire feeder cart
K3059-4

Product	Reference	Speedtec® 180C	Speedtec® 200C	Speedtec® 215C	Quickmig® 250/300	Powertec® i250C Standard	Powertec® i320C Standard	Powertec® i250C Advanced	Powertec® i320C Advanced	Powertec® i380C Advanced	Powertec® i450C Advanced	Powertec® i350S	Powertec® i420S	Powertec® i500S	Speedtec® 320CP	Speedtec® 400SP	Speedtec® 500SP	Flextec® 350XP	Flextec® 650X	Power Wave® C300	Power Wave® S500	Power Wave® S700
CABLES																						
Interconnection cable Air cooled *	K10349-PG-XM																				●	●
Interconnection cable Water cooled *	K10349-PGW-XM																				●	●
Interconnection cable Air cooled *	K14198-PG-XM											●	●	●		●	●					
Interconnection cable Water cooled *	K14199-PGW-XM											●	●	●		●	●					
Extension Welding Cable 70 mm² (5; 10; 15; 30 m) TM(M)-TM(F)	K14166-X (X=1, 2, 3, 4)											●	●	●	●	●	●	●	●		●	●
Extension Welding Cable 95 mm² (5; 10; 15; 30 m) TM(M)-TM(F)	K14167-X (X=1, 2, 3, 4)											●	●	●	●	●	●	●	●		●	●
Weld Power Cable 3 m – Lug to Lug – 600A/60%	K1842-10																		●			●
Weld Power Cable 10.6 m – Lug to Lug – 600A/60%	K1842-35																		●			●
Weld Power Cable 18.3 m – Lug to Lug – 600A/60%	K1842-60																		●			●
Weld Power Cable 33.5 m – Lug to Lug – 600A/60%	K1842-110																		●			●
ArcLink Cable (8FT / 2.4 m)	K1543-8															●	●	●	●		●	●
Analogue Control Cable Extension 3 m – 14PIN Male-Female	K1797-10																	●	●			
Analogue Control Cable Extension 7.6 m – 14PIN Male-Female	K1797-25																	●	●			
Analogue Control Cable Extension 15.2 m – 14PIN Male-Female	K1797-50																	●	●			
Analogue Control Cable Extension 30.5 m – 14PIN Male-Female	K1797-100																	●	●			
Welding cable 3/5 m with electrode holder 200A	E/H-200A-25-3M	●	●	●																		
Welding cable 5/10 m with electrode holder 300A (x=5, 10)	E/H-300A-50-XM				●	●	●	●	●						●							
Welding cable 5/10 m with electrode holder 400A (x=5, 10)	E/H-400A-70-XM					●	●	●	●	●	●	●	●	●	●	●	●	●	●	●	●	●
Welding cable 5/10 m with ground clamp 200A	GRD-200A-35-5M	●	●	●																		
Welding cable 5/10 m with ground clamp 300A (x=5, 10)	GRD-300A-50-XM				●	●	●	●	●						●							
Welding cable 5/10/15 m with ground clamp 400A (x=5, 10, 15)	GRD-400A-70-XM				●	●	●	●	●	●	●	●	●		●	●		●		●		
Welding cable 5/10 m with ground clamp 600A (x=5, 10)	GRD-600A-95-XM				●	●	●	●	●	●	●	●	●	●	●	●	●	●	●	●	●	●
REMOTE CONTROL & USER INTERFACE																						
Remote control 15m (6PIN / 1POT)	K10095-1-15M							●	●	●	●							●	●			
Extension cable for remote control (6PIN) 15 m	K10398							●	●	●	●							●	●			
12PIN to 6PIN Adapter	K2909-1							●	●	●	●							●	●			
Remote control MIG Yoystick 7 m	K14091-1							●	●	●	●											
Remote control RC-7 Advanced	K14203-1							● (1)	● (1)	● (1)	● (1)	●	●	●		●	●					
Remote control Simple Puls 15 m	W000275904														●							
User Interface for Speedtec 400SP and 500SP	K14347-1															●	●					
Foot Amptrol™	K870							●	●	●	●							●	●		●	●

(1) required K14290-1

OTHER OPTIONS																						
Pendant box (12PIN / 7 m)	K14124-1																				●	●
Arclink-T Flex	K14131-1											●	●	●		●	●				●	●
Adapter 5Pin(M)/12Pin(F)	K14132-1											●	●	●		●	●				●	●
Arclink-T-Power	K14135-1															●	●				●	●
DeviceNet kit	K2827-2																				●	●
12-PIN Remote control socket kit	K14290-1							●	●	●	●											
12-PIN Remote control socket kit (400SP & 500SP)	K14348-1															●	●					
Polarity change kit	K14173-1					●	●	●	●													
Control panel cover kit	K14325-1					●	●	●	●													
Gas flow meter kit	K14175-1					●	●	●	●	●	●											
Gas heater supply kit (24Vac/80W)	K14176-1					●	●	●	●	●	●	●	●	●								
Bumpers kit	K14328-1					●	●	●	●													
Control panel cover kit	K14192-1														●							
Cable management kit	K14201-1					●	●	●	●	●	●	●	●	●								

Product	Reference	Speedtec® 180C	Speedtec® 200C	Speedtec® 215C	Quickmig® 250/300	Powertec® i250C Standard	Powertec® i320C Standard	Powertec® i250C Advanced	Powertec® i320C Advanced	Powertec® i380C Advanced	Powertec® i450C Advanced	Powertec® i350S	Powertec® i420S	Powertec® i500S	Speedtec® 320CP	Speedtec® 400SP	Speedtec® 500SP	Flextec® 350XP	Flextec® 650X	Power Wave® C300	Power Wave® S500	Power Wave® S700
Water connection kit	K14208-1											●	●	●								
Dust filter	W000373703														●							
Adapter for wire spool 200 mm	R-1019-125-1/08R			●	●	●	●	●	●	●	●				●							
Adapter for wire spool 300 mm	K10158-1			●	●																	
Adapter for wire spool 300 mm	K10158			●	●	●	●	●	●	●	●				●					●		
Adapter M14 / Female Connector	K10376																		●			●
S700 CE filter	K1444-7																					●
Output connection kit (i350S)	K14196-1											●										
Output connection kit (i420/500S)	K14202-1												●	●								
Output connection kit (400SP/500SP)	K14337-1															●	●					
Wire feeder DRUM Quick Connector	K14204-1					●	●	●	●	●	●											

* see chapter "Options" for details

Cable kits
W000011138
W000260683
W000260684
W000011139
W000260681
W000260682

Ground cable
GRD-400A-70-10M
GRD-400A-70-15M

Electrode holder
E/H-300A-50-5M

Interconnection cable
K10349-PG-3M
K10349-PGW-5M

Foot Amptrol™
K870

Remote control
K10095-1-15M

ArcLink® /Linc-Net® control cable
K1543-8

Heavy Duty ArcLink® control cable
K2683-25
K2683-50
K2683-100

Weld power cable – lug to lug
K1842-35

Control cable (Heavy Duty)
K1785-12
K1785-25

6-pin/12-pin adapter
K2909-1

Water connection kit
K590-6

Device Net Kit
K2827-2

AutoDrive® 19 Controller
K3004-1

Adapter TIG euro
KP10519-8

Adapter for wire spool 300 mm
K10158

Adapter for wire spool 300 mm
K10158-1

Remote Control RC-7 Advanced
K14203-1

SEMI AUTOMATIC WIRE FEEDERS

SEMI AUTOMATIC WIRE FEEDERS

MODEL	REFERENCE	INPUT	OUTPUT	WIRE SIZE RANGE (mm)			FEATURES														
		Input Power	Rated Output	Solid Wires	Cored Wires	Aluminium Wires	Wire Drive System	A/V Meters	Max wire spool size (mm)	Wheels	EURO socket	Socket for Electrode	Internal Contactor	Flow meter	CC/CV Switch	Synergic	Control Cable	Across-the Arc	ArcLink	Crosslinc	MIG gun cooling	Warranty (years)
Digital																						
Construction																						
Power Feed® 56D	K14392-1	40V DC	500A /60%	0.8-1.6	1.0-1.6	1.0-1.6	4R	TFT	300	•	•	•		O		•	5P				A/W	3
LF-52D	K14335-1	40V DC	500A /60%	0.8-1.6	0.9-1.6	1.0-1.6	4R	LEDs	300	•	•	•		O		•	5P				A/W	3
LF-56D	K14336-1	40V DC	500A /60%	0.8-1.6	0.9-1.6	1.0-1.6	4R	TFT	300	•	•	•		O		•	5P				A/W	3
Power Feed® 84 CE Single Ready PAK	K3329-1-P	40V DC	600A /60%	0.6-2.4	0.8-2.8	0.9-2.4	4R	LEDs	up to 27 kg		•					•	5P		•		A/W	3
Power Feed® 84 CE Dual Ready PAK	K3331-1-P	40V DC	600A /60%	0.6-2.4	0.8-2.8	0.9-2.4	4R (2)	LEDs	up to 27 kg		•					•	5P		•		A/W	3
Suitcase																						
Power Feed® 22	K14110-1	40V DC	500A /60%	0.8-1.6	1.0-1.6	1.0-1.6	4R	LEDs	300		•	•		O		•	5P		•		A/W	3
Power Feed® 26	K14138-1	40V DC	500A /60%	0.8-1.6	1.0-1.6	1.0-1.6	4R	TFT	300		•	•		O		•	5P		•		A/W	3
Power Feed® 25M (Aluminium case)	K2536-4	40V DC	500A /60%	0.6-1.6	0.8-2.0	0.9-1.6	2R (1)	LEDs	300		O			O		•	5P		•		A/W	3
Power Feed® 25M (Plastic case)	K2536-5	40V DC	500A /60%	0.6-1.6	0.8-2.0	0.9-1.6	2R (1)	LEDs	300		O			O		•	5P		•		A/W	3
Analogue																						
Construction																						
Linc Feed 24M	K14065-1W	34-44V AC	500A /60%	0.8-1.6	1.0-1.6	1.0-1.6	4R	LEDs	300	•	•						9P				A/W	3
Linc Feed 24M Pro	K14066-1W	34-44V AC	500A /60%	0.8-1.6	1.0-1.6	1.0-1.6	4R	LEDs	300	•	•					•	9P				A/W	3
Linc Feed 33	K14030-1W	34-44V AC	500A /60%	0.8-1.6	1.0-1.6	1.0-1.6	4R	LEDs	300	•	•						9P				A/W	3
Linc Feed 33S	K14051-1	34-44V AC	500A /60%	0.8-1.6	1.0-1.6	1.0-1.6	4R	LEDs	200		•	•		•			9P				A/W	3
Flex Feed 74HT	K3883-x	24-42V AC	600A /60%	0.6-2.4	0.8-2.8	0.9-2.4	4R	LEDs	up to 27 kg		O						14P				A/W(O)	3
Flex Feed 84 Single	K5000-x	24-42V AC	600A /60%	0.6-2.4	0.8-2.8	0.9-2.4	4R	LEDs	up to 27 kg		O						14P				A/W(O)	3
Flex Feed 84 Dual	K5002-x	24-42V AC	600A /60%	0.6-2.4	0.8-2.8	0.9-2.4	4R (2)	LEDs	up to 27 kg		O						14P				A/W(O)	3
Suitcase																						
LN-25 Pro	K2613-5	15-110V DC	450A /60%	0.6-1.6	0.8-2.0	0.9-1.6	2R (1)	•	300		O		•	•	•			•			A	3
LN-25 Pro Dual	K2614-8	15-110V DC or 24-42V AC	450A /60%	0.6-1.6	0.8-2.0	0.9-1.6	2R (1)	LEDs	300		O		•	•	•		14P	•			A	3
LN-25X	K4267-4	15-110V DC	450A /60%	0.6-1.6	0.8-2.0	0.9-1.6	2R (1)	LEDs	300		O		•					•		•	A	3
Activ8X	K3519-2	15-110V DC	330A /60%	0.6-1.6	0.8-2.0	0.9-1.6	2R (1)	LEDs	200		O							•		•	A	3
Activ8X® Pipe™	K5240-1	60-90V DC	275A / 60%	0.9-1.2	1.0-1.2	0.9-1.6	2R (1)	LEDs	200		O		•			•		•		•	A	3

(1) MAXTRAC Wire Drive System
(2) Two wire drive systems
O – Option
W(O) – Water optional

NEW

POWER FEED® 56D

Digital wire feeder designed to work with Power Wave.

- Small rigged and easy to handle feeder.
- Top class four rolls drive system
- Featuring 7"TFT screen, full text message
- 50 memories available
- Optimized spool installation & internal light
- Push pull capability
- Equipped with wheels as standard

Input

40 VDC

Output

4WD S300

UNIT INCLUDES

- Drive roll 1.0-1.2 mm
- User manual on USB

Product	Reference	Drive Roll	Cooling	Rated Output	Input Power	WFS Range (m/min)	Wire Size Range (mm)			Weight (kg)	Dimensions H x W x D (mm)
							Solid	Cored	Aluminium		
Power Feed® 56D	K14392-1	4R	A/W	500A@60%	40V DC	1.5-22	0.8-1.6	1.0-1.6	1.0-1.6	17.7	302 x 642 x 516

SEMI AUTOMATIC WIRE FEEDERS

LF-52D & LF-56D

Designed to work with new Powertec-iS power sources.

- NEW features: Date&Calendar, Speaker and stronger encoders (LF56D).
- Small, rugged and easy to handle feeders with bright digital meters.
- Digital communication protocol for welding, making it the best choice for seamless, time critical integration with the power source.
- Perfect feedability, four roll drive system with powerful motor.
- Easy-to-understand user interface panels make it easy to set weld parameters.
- Optimised wire spool installation, inspection window and lifting eye.
- Equipped with wheels as standard.

Input

40 VDC

Output

4WD S300

UNIT INCLUDES

- Drive roll 1.0-1.2 mm
- User manual on USB

SYN SYNERGIC SETTINGS

Product	Reference	Drive Roll	Cooling	Rated Output	Input Power	WFS Range (m/min)	Wire Size Range (mm)			Weight (kg)	Dimensions H x W x D (mm)
							Solid	Cored	Aluminium		
LF52D (Standard)	K14335-1	4R	A/W	500A@60%	40V DC	1.5-22	0.8-1.6	1.0-1.6	1.0-1.6	17	302 x 642 x 516
LF56D (Advanced)	K14336-1									17.7	

POWER FEED® 22 & 26

Digital wire feeders with portable construction.

Input
40 VDC
Output
S300

- Tough plastic case – polycarbonate, flame resistant case ensures a lightweight and compact design, allowing the device to be carried to remote or difficult to reach locations.
- Top class wire drive system – a new four roll driven wire feeding system is easily accessible, ensuring increased efficiency and providing reliability in feeding various types of wires (especially aluminium ones).
- Hardened and construction-ready – perfect for general fabrication, shipyards, on-site applications and long interconnection cables.
- Internal lighting – high intensity LED's illuminate the wire drive.
- User interface – LED's with bright, digital meters.

UNIT INCLUDES

- Drive rolls 1.0-1.2 mm Steel
- Flowmeter

Product	Reference	Drive Roll	Cooling	Rated Output	Input Power	WFS Range (m/min)	Wire Size Range (mm)			Weight (kg)	Dimensions H x W x D (mm)
							Solid	Cored	Aluminium		
PF-22	K14110-1	4R	A/W	500A@60%	40V DC	1-22	0.8-1.6	0.9-1.6	1.0-2.4	14.8	380 x 220 x 590
PF-26	K14138-1									15.2	

POWER FEED® 25M

Premium welding solution with a portable design!

Input
40 VDC
Output
S300

- Built tough for rough environments. From construction to shipbuilding, this design will meet your expectations. Comes standard with durable, aluminium or plastic case.
- Internal lighting – hight intensity LED's illuminate the wire drive.
- Internal heating maintains control of humidity of your consumable by keeping the package warm and protected in an enclosed case.
- Mode Select Panel (MSP4) allows easy access to the Power Wave® library of waveforms. Advanced controls and set-up options are only a fingertip away!
- Dual Procedure and Memory Buttons allow you to set up an A and B procedure to simplify "on-the-fly" switching!

Product	Reference	Drive Roll	Cooling	Rated Output	Input Power	WFS Range (m/min)	Wire Size Range (mm)			Weight (kg)	Dimensions H x W x D (mm)
							Solid	Cored	Aluminium		
Power Feed® 25M (Aluminium case)	K2536-4	2R	A	500A@60%	40V DC	1.3-20.3	0.6-1.6	0.8-2.0	0.9-1.6	15.9	368 x 216 x 597
Power Feed® 25M (Plastic case)	K2536-5										

POWER FEED® 84 SINGLE & DUAL

Input

40 VDC

Output

up to 27 kg

Single and dual bench/boom wire feeders.

- World-class arc performance on steel, stainless steel, aluminium and other materials.
- Waveform Control Technology® – featuring patented processes such as Pulse-On-Pulse® (for a TIG-like bead appearance) and Power Mode® (for a stable arc at low current levels).
- Utilises ArcLink® – the leading digital communication protocol for welding, making it the best choice for seamless, time critical integration with the power source.
- Pulsed MIG process – great for low spatter, low heat input and out-of-position applications – makes virtually any operator a better welder!
- Easy-to-understand user interface panel with large numeric displays makes it easy to set weld parameters.
- Push-pull capability for great performance on aluminium.

UNIT INCLUDES

- Control cable assembly
- Drive roll, 1.2 mm V-Groove
- Drive roll, 1.6 mm V-Groove

Product	Reference	Drive Roll	Cooling	Rated Output	Input Power	WFS Range (m/min)	Wire Size Range (mm)			Weight (kg)	Dimensions H x W x D (mm)
							Solid	Cored	Aluminium		
Power Feed® 84 CE Single	K3329-1-P	4R	A/W	600A@60%	40V DC	2-30	0.6-2.4	0.8-2.8	0.9-2.4	25.8	450 x 430 x 770
Power Feed® 84 CE Dual, U/I, Heavy Duty Reel	K3331-1-P	4R (2)								43.2	450 x 590 x 850

(2) Two wire drive systems

Product	Reference	Digital meters	Graphic display	Synergic	Presetting	2T/4T Trigger	Cold feed / gas purge	Arc control / inductance	Start procedure	Crater procedure	Run-in	Burn-back	Preflow / postflow	Memory	Limits	USB	Locking function	Procedure A/B	Built in flowmeter	Lighting in feeder cabinet	Push-Pull gun compatible
Power Feed® 25M (Aluminium case)	K2536-4	●		●	●	●	●	●	●	●	●	●	●	●	●			●	option	●	●
Power Feed® 25M (Plastic case)	K2536-5	●		●	●	●	●	●	●	●	●	●	●	●	●			●	option	●	●
Power Feed® 84 CE Single	K3329-1-P	●		●	●	●	●	●	●	●	●	●	●	●	●	●	●	●			●
Power Feed® 84 CE Dual	K3331-1-P	●		●	●	●	●	●	●	●	●	●	●	●	●	●	●	●			●
LF-52D	K14335-1	●		●	●	●	●	●	●	●	●	●	●						option	●	
LF-56D	K14336-1		● (7")	●	●	●	●	●	●	●	●	●	●	●	●	●	●	●	option	●	●
Power Feed® 56D	K14392-1		● (7")	●	●	●	●	●	●	●	●	●	●	●	●	●	●	●	option	●	●

LINC FEED 24M & 24M PRO

Small, robust, flexible & complete.

- Continuous control of wire feed speed.
- Trigger mode selection – for standard two-steps or interlocking four-steps.
- Gas purge – to strike the arc with full shielding.
- Burnback – preventing the wire sticking in the weld pool.
- Cold inch control – used to feed the wire into the torch.
- Delivered mounted on an undercarriage.

Input

34-44 VAC

Output

S300

UNIT INCLUDES

- Drive roll kit 1.0-1.2 mm

Product	Reference	Drive Roll	Cooling	Rated Output	Input Power	WFS Range (m/min)	Wire Size Range (mm)			Weight (kg)	Dimensions H x W x D (mm)
							Solid	Cored	Aluminium		
LF-24M	K14065-1W	4R	A/W	500A / 60%	34-44V AC	1-20	0.8-1.6	1.0-1.6	1.0-1.6	17	440 x 275 x 636
LF-24M PRO	K14066-1W										

LINC FEED 33 & 33S

Small, robust, flexible & complete.

- Small, rugged and easy to handle feeder with bright, digital voltage and ammeter.
- All drives are equipped with an excellent wire drive system with four large drive rolls and a powerful motor.
- Electronic feedback system on the wire drive guarantees consistent wire feed speed.

Input

34-44 VAC

Output

S200 LF 33S S300 LF 33

UNIT INCLUDES

- Drive roll kit 1.0-1.2 mm

Product	Reference	Drive Roll	Cooling	Rated Output	Input Power	WFS Range (m/min)	Wire Size Range (mm)			Weight (kg)	Dimensions H x W x D (mm)
							Solid	Cored	Aluminium		
LF-33	K14030-1W	4R	A/W	500A/60%	34-44V AC	1-20	0.8-1.6	1.0-1.6	1.0-1.6	17	460 x 270 x 636
LF-33S	K14051-1									12	350 x 195 x 530

LN-25 PRO & PRO DUAL

Portable wire feeder.

Input
15-110 VDC
Output
S300

- Performance – all models: two-step/trigger interlock provides comfort for long welds; sturdier and rugged spindle design with an incorporated brake.
- Performance – standard: analogue voltmeter with polarity indicator LED automatically adjusts to welding polarity.
- Performance – dual power model: digital meters for accurate monitoring, display shows wire feed speed or amperage and welding voltage.
- Reliability – lightweight, impact and flame resistant polycarbonate case design keeps the internal components protected. Potted and trayed PC board protects against moisture and corrosion. Reel locking mechanism eliminates spindle cross threading.
- Serviceability – the case can be replaced in under five minutes – eliminates downtime.

SEMI AUTOMATIC WIRE FEEDERS

Product	Reference	Drive Roll	Cooling	Rated Output	Input Power	WFS Range (m/min)	Wire Size Range (mm)			Weight (kg)	Dimensions H x W x D (mm)
							Solid	Cored	Aluminium		
LN 25 Pro	K2613-5	2R	A	450A@60%	15-110V DC	1.3-17.7	0.6-1.6	0.8-2.0	0.9-1.6	16	381 x 221 x 599
LN 25 Pro Dual	K2614-8				15-110V DC or 24-42V AC						

LN-25X

Full control with no control cables.

Input
15-110 VDC
Output
S300

- Remotely controls preset voltage without a control cable.
- Trigger interlock switch facilitates long welds.
- Arc hour meter for tracking maintenance and productivity.
- Digital meters display voltage, current and wire feed speed.
- Industry-proven Maxtrac® Wire Drive System provides reliable feeding and easy changeovers.
- Fully encapsulated and environmentally protected electronics.
- Replaceable, flame resistant case can be installed in under five minutes.
- Crosslinc™ Technology.
- True Voltage Technology™ (TVT™) automatically compensates for voltage drops across long welding cables.

UNIT INCLUDES

- Twist-Mate plug
- Flow meter integrated into feeder

Product	Reference	Drive Roll	Cooling	Rated Output	Input Power	WFS Range (m/min)	Wire Size Range (mm)			Weight (kg)	Dimensions H x W x D (mm)
							Solid	Cored	Aluminium		
LN-25X CE	K4267-4	2R	A	450A@60%	15-110V DC	1.3-17.7	0.6-1.6	0.8-2.0	0.9-1.6	17	376 x 221 x 589

ACTIV8X™

Portable, semi automatic wire feeder.

Input
15-110 VDC

Output

S200

- Impact resistant, flame retardant case provides rugged durability for tough conditions.
- Potted PC Boards for moisture and corrosion protection.
- Maxtrac® Wire Drive System – heavy-duty cast aluminium wire drive system provides reliable feeding and durability.
- Tachometer feedback ensures accurate wire feed speed.
- The lightest construction feeder on the market today.
- Accepts up to 203 mm diameter wire spools.
- CrossLinc Technology allows remote output control over the welding leads.
- No control cable needed!
- True Voltage Technology™ (TVT™) automatically compensates for voltage drops across long welding cables.

UNIT INCLUDES

- Twist-Mate plug

Product	Reference	Drive Roll	Cooling	Rated Output	Input Power	WFS Range (m/min)	Wire Size Range (mm)			Weight (kg)	Dimensions H x W x D (mm)
							Solid	Cored	Aluminium		
Activ8X CE	K3519-2	2R	A	330A/60%	15-110 VDC	1.3-17.7	0.6-1.6	0.8-2.0	0.9-1.6	12.2	298 x 193 x 503

NEW

ACTIV8X® PIPE™

Portable, semi automatic wire feeder.

Input
60-90 VDC

Output

S200

- Perfectly tuned for PIPE welding – including STT® and Pulsed MIG.
- Impact resistant, flame retardant case provides rugged durability for tough conditions.
- Maxtrac® Wire Drive System – heavy-duty cast aluminium wire drive system provides reliable feeding and durability.
- Tachometer feedback ensures accurate wire feed speed.
- The lightest construction feeder on the market today.
- Accepts up to 203 mm diameter wire spools.
- CrossLinc Technology allows remote output control over the welding leads. No control cable needed!
- True Voltage Technology™ (TVT™) automatically compensates for voltage drops across long welding cables.

UNIT INCLUDES

- Rolls for 0.9mm/1.2mm solid wire
- Feed Plate Gun Adapter K1500-2
- Twist-Mate plug

Product	Reference	Drive Roll	Cooling	Rated Output	Input Power	WFS Range (m/min)	Wire Size Range (mm)			Weight (kg)	Dimensions H x W x D (mm)
							Solid	Cored	Aluminium		
Activ8X® Pipe™	K5240-1	2R	A	275A/27V/60% 250A/25V/100%	60-90VDC	1.3 - 20.3	0.9-1.2	1.0-1.2	0.9-1.6	22.45	496 x 207 x 534

FLEX FEED® 74 HT

High Performance.

- High torque bench feeder for industrial applications.
- Optional gouging stud with contactor control when not in use.
- 2-step/4-step trigger interlock enhances operator comfort for longer welds.
- Feed plate can be located on either right or left side of the weld drive housing for easy integration into any work center.

Input

24-42 VAC

Output

up to 27 kg

UNIT INCLUDES

- Digital user interface
- 10 foot control cable
- Gun adapter kit, standard #4
- Heavy duty reel stand
- Lift bail
- Gouge kit

Product	Reference	Drive Roll	Cooling	Rated Output	Input Power	WFS Range (m/min)	Wire Size Range (mm)			Weight (kg)	Dimensions H x W x D (mm)
							Solid	Cored	Aluminium		
Flex Feed 74HT Simple U/I, Heavy Duty Reel	K3883-11	4R	A	600A@60%	24-42V AC	1.3-19	0.6-2.4	0.8-3.2	0.9-2.4	24.9	338 x 394 x 599 (1)
Flex Feed 74HT Digital U/I, Heavy Duty Reel	K3883-12										
Flex Feed 74HT Digital U/I, Heavy Duty Reel, Gouge kit	K3883-14									28.5	

(1) Wire drive only

FLEX FEED® 84

An industrial wire feeder for high productivity in heavy fabrication applications.

- Four memory slots with limits and lockouts for process control.
- Designed especially for consistent feeding over long conduit runs and large diameter wires.
- Optional electrical isolation on the non-active drive and gun for added safety.
- Advanced MaxTrac® cast aluminium wire drive system features patented toolless drive roll and split wire guide design.
- Configurable for single, dual, bench or boom setups to match your workspace.

Input

42 VAC

Output

up to 27 kg

UNIT INCLUDES

- User interface
- Heavy Duty wire reel stand
- Gun adapter kit, standard #2-#4
- Control cable K1797-10
- Inlet bushing K1551-2

INDUSTRY LEADING
5-YEAR WARRANTY

Product	Reference	Drive Roll	Cooling	Rated Output	Input Power	WFS Range (m/min)	Wire Size Range (mm)			Weight (kg)	Dimensions H x W x D (mm)
							Solid	Cored	Aluminium		
Flex Feed 84 (Boom) No U/I	K5000-1	4R	A	600A@60%	24-42V AC	1.3-20.3	0.6-2.4	0.8-3.2	0.9-2.4	16.3	419 x 394 x 711 (1)
Flex Feed 84 (Bench), Heavy Duty Reel	K5000-2									25.4	
Flex Feed 84 (Boom) One-Pack	K5000-11									28.1	
Flex Feed 84 Dual	K5002-2	4R (2)								45.8	419 x 572 x 777 (1)

(1) Wire drive only
(2) Two wire drive systems

Product	Reference	Digital meters	2T/4T trigger	Cold feed / gas purge	Burn-back	Run-in	Preflow / postflow	Start procedure	Crater procedure	Synergic	Spot welding	Procedure A/B/C/D	Built in flowmeter
Linc Feed 24M	K14065-1W	●	●	●	●	●					●		
Linc Feed 24M Pro	K14066-1W	●	●	●	●	●	●			●			
Linc Feed 33	K14030-1W	●	●	●	●	●							
Linc Feed 33S	K14051-1	●	●	●	●	●							●
Flex Feed® 74HT	K3883-x	●	●	●	●		●						
Flex Feed® 84 Single	K5000-x	●	●	●	●	●	●	●	●		●	●	
Flex Feed® 84 Dual	K5002-x	●	●	●	●	●	●	●	●		●	●	
LN-25 Pro	K2613-5	●	●	●	option		option						
LN-25 Pro Dual	K2614-8	●	●	●	option		option						
LN-25X	K4267-4	●	●	●	●	●	●						●
Activ8X™	K3519-2	●	●	●	●	●	●						option
Activ8X® Pipe™	K5240-1	●	●	●	●	●	●	●	●	●		●	

ACCESSORIES

Product	Reference	Linc Feed 33	Linc Feed 33S	Linc Feed 24M	Linc Feed 24M Pro	Linc Feed 52D	Linc Feed 56D / Power Feed® 56D	Flex Feed 74HT	Flex Feed 84 Single	Flex Feed 84 Dual	Power Feed® 84 CE Single	Power Feed® 84 CE Dual	Power Feed® 25M (Aluminium case)	Power Feed® 25M (Plastic case)	LN-25 Pro	LN-25 Pro Dual	LN-25X	Activ8X / Activ8X® Pipe™
UNDERCARRIAGE																		
Heavy duty four-wheeled undercarriage	K14032-1	●		●	●													
Cart HD (LF52D/56D and PF26)	K14350-1					●	●											
Inverter cart mounting kit (1xPF4x)	K14161-1																	
Inverter cart mounting kit (2xPF4x)	K14161-2																	
Cart mounting bracket kit	K4068-1							●	●	●	●	●						
Undercarriage four wheels	K163-1							●	●	●	●	●						
ROLLS																		
Drive roll kit (1 pcs / diameter 37 mm) *	KP14016-xx	● (7)		● (7)	● (7)													
Drive roll kit (2 pcs / diameter 37 mm) *	KP14017-xx	●		●	●													
Drive roll kit (2 pcs / diameter 37 mm) *	KP10344-xx		●															
Drive roll kit (4 pcs / diameter 37 mm) *	KP14150-xx					●	●											
Drive roll kit for solid wire *	KP1696-x												●	●	●	●	●	●
Drive roll kit for cored wire *	KP1697-x												●	●	●	●	●	●
Drive roll kit for aluminium wire *	KP1695-x												●	●	●	●	●	●
Drive roll kit for solid wire and cored wire *	KP1505-x							●	●	●	●	●						
Drive roll kit for aluminium wire *	KP1507-x							●	●	●	●	●						
CABLES																		
Interconnection cable Air cooled *	K10347-PG-xM	●	●	●	●											● (1)		
Interconnection cable Water cooled *	K10347-PGW-xM	●	●	●	●											● (1)		
Interconnection cable Air cooled *	K10349-PG-xM										●	●	●	●				
Interconnection cable Water cooled *	K10349-PGW-xM										●	●	●	●				
Interconnection cable Air cooled *	K14198-PG-xM					●	●											
Interconnection cable Water cooled *	K14199-PGW-xM					●	●											
Extension Welding Cable 70mm2 (5; 10; 15; 30 m) TM(M)-TM(F)	K14166-x (x=1, 2, 3, 4)							●	●	●	●	●	● (3)	● (3)	● (3)	● (3)	●	●
Extension Welding Cable 95mm2 (5; 10; 15; 30 m) TM(M)-TM(F)	K14167-x (x=1, 2, 3, 4)							●	●	●	●	●	● (3)	● (3)	● (3)	● (3)	●	●

* see OPTIONS chapter
(1) require K14095-1 adapter 8P-14P
(2) require K10376 (F) adapter
(3) require K10377 (M) adapter
(4) require K14120-1 kit
(5) require K2909-1 adapter
(6) require K14125-1 kit
(7) require 2pcs

Product	Reference	Linc Feed 33	Linc Feed 33S	Linc Feed 24M	Linc Feed 24M Pro	Linc Feed 52D	Linc Feed 56D / Power Feed® 56D	Flex Feed 74HT	Flex Feed 84 Single	Flex Feed 84 Dual	Power Feed® 84 CE Single	Power Feed® 84 CE Dual	Power Feed® 25M (Aluminium case)	Power Feed® 25M (Plastic case)	LN-25 Pro	LN-25 Pro Dual	LN-25X	Activ8X / Activ8X® Pipe™
CABLES																		
Weld Power Cable 3m – Lug to Lug – 600A/60%	K1842-10							●	●	●			●	●	●	●	● (2)	● (2)
Weld Power Cable 10.6 m – Lug to Lug – 600A/60%	K1842-35							●	●	●			●	●	●	●	● (2)	● (2)
Weld Power Cable 18.3 m – Lug to Lug – 600A/60%	K1842-60							●	●	●			●	●	●	●	● (2)	● (2)
Weld Power Cable 33.5 m – Lug to Lug – 600A/60%	K1842-110							●	●	●			●	●	●	●	● (2)	● (2)
Coaxial Weld Power Cable 7.6 m – Lug to Lug – 350A 60%	K1796-25										●	●	●	●				
Coaxial Weld Power Cable 15.2 m – Lug to Lug – 350A 60%	K1796-50										●	●	●	●				
Coaxial Weld Power Cable 23 m – Lug to Lug – 350A 60%	K1796-75										●	●	●	●				
Coaxial Weld Power Cable 30.5 m – Lug to Lug – 350A 60%	K1796-100										●	●	●	●				
ArcLink Control Cable – Male 5-pin to Female 5-pin 2.4 m	K1543-8					●	●				●	●	●	●				
Analogue Control Cable – Male 14-pin to Female 14-pin 3.1 m	K1797-10							●	●	●						●		
Analogue Control Cable – Male 14-pin to Female 14-pin 7.6 m	K1797-25							●	●	●						●		
Analogue Control Cable – Male 14-pin to Female 14-pin 15.2 m	K1797-50							●	●	●						●		
Analogue Control Cable – Male 14-pin to Female 14-pin 30.4 m	K1797-100							●	●	●						●		
REMOTE CONTROL & USER INTERFACE																		
Remote control 15m (6PIN / 1POT)	K10095-1-15M										● (5)	● (5)	● (5)	● (5)				
Extension cable for remote control (6PIN) 15 m	K10398										●	●	●	●				
Remote control for LF33	K14034-1	●	●															
Remote control MIG Yoystick 7 m	K14091-1						●				●	●	●	●				
Remote control RC-U7 Advanced	K14203-1					●	●											
Remote control 6PIN 7.6 m	K857										● (5)	● (5)	● (5)	● (5)				
Remote control 6PIN 30.4 m	K857-1										● (5)	● (5)	● (5)	● (5)				
Remote control 12PIN 7.6 m	K857-2										●	●	●	●				
Remote control 12PIN 30.4 m	K857-3										●	●	●	●				
User Interface U2	K14121-1																	
User Interface U6	K14123-1																	
Remote control RC-42	K14126-1																	
Remote Control RC-7 Advanced	K14203-1					●	●											
OTHER OPTIONS																		
Sling with hook	K14378-1					●	●											
Adapter 8PIN to 14PIN	K14095-1															●		
Arclink-T Flex	K14131-1					●	●				●	●	●	●				
Adapter 5Pin(M)/12Pin(F)	K14132-1					●	●				●	●	●	●				
Arclink-T-Power	K14135-1										●	●	●	●				
Gas flow meter kit	K14175-1					●	●											
Wire feeder drum quick connector	K14204-1					●	●											
12PIN to 6PIN Adapter	K2909-1						●				●	●	●	●				
Fast-Mate EURO Adapter (10 Series Feeders)	K489-7												●	●	●	●	●	●
Fast-Mate EURO Adapter (10 Series Feeders)	K489-9												●	●	●	●	●	●
Fast-Mate EURO Adapter (Magnum)	K3349-1							●	●	●	●	●						
Gun receiver bushing for Lincoln Electric guns	K1500-1												●	●	●	●	●	●
Gun receiver bushing for Tweco® #2-#4 guns	K1500-2												●	●	●	●	●	●
Gun receiver bushing for Tweco® #5 guns	K1500-3												●	●	●	●	●	●
Gun receiver bushing for OXO® guns	K1500-5												●	●	●	●	●	●

SEMI AUTOMATIC WIRE FEEDERS

* see OPTIONS chapter
(1) require K14095-1 adapter 8P-14P
(2) require K10376 (F) adapter
(3) require K10377 (M) adapter
(4) require K14120-1 kit
(5) require K2909-1 adapter
(6) require K14125-1 kit
(7) require 2pcs

Product	Reference	Linc Feed 33	Linc Feed 33S	Linc Feed 24M	Linc Feed 24M Pro	Linc Feed 52D	Linc Feed 56D / Power Feed® 56D	Flex Feed 74HT	Flex Feed 84 Single	Flex Feed 84 Dual	Power Feed® 84 CE Single	Power Feed® 84 CE Dual	Power Feed® 25M (Aluminium case)	Power Feed® 25M (Plastic case)	LN-25 Pro	LN-25 Pro Dual	LN-25X	Activ8X / Activ8X® Pipe™
OTHER OPTIONS																		
Replacement case kit – polycarbonate	K2596-2												●	●	●	●	●	
Water connection kit	K590-6							●	●	●	●	●	●	●				
Preflow, postflow and burnback timer kit	K2330-2														●	●	●	
Wire straightener	K1733-1							●	●	●	●	●						
Adapter TIG euro	KP10519-8										●	●	●	●				
Spool Cover 18 kg spools	K1634-4							●	●	●	●	●						
Lift Bail	K3341-1							●	●	●	●	●						
Standard Duty Wire Reel Stand 20 kg spools max.	K3342-1							●	●	●	●	●						
Incoming Bushing for Lincoln® Conduit, 0.6-1.6 mm wire	K1546-1							●	●	●	●	●						
Shield Gas Flow Sensor	K3338-1										●	●						
Incoming Ball Bearing Bushing for Lincoln® Conduit	K1551-2								●	●								
Adapter for wire spool 200 mm	R-1019-125-1/08R	●		●	●	●	●						●	●	●	●	●	
Adapter for wire spool 300 mm	K10158-1	●		●	●	●	●						●	●	●	●	●	
Adapter for wire spool 300 mm	K10158	●		●	●	●	●						●	●	●	●	●	
Adapter M14 / Female Connector	K10376																	
Welding cable 3/5m with Electrode Holder 200A (x=3, 5)	E/H-200A-25-xM		●			●	●											
Welding cable 5/10m with Electrode Holder 300A (x=5, 10)	E/H-300A-50-xM		●			●	●											
Welding cable 5/10m with Electrode Holder 400A (x=5, 10)	E/H-400A-70-xM		●			●	●											

Remote control 12-pin (30.4 m)
K857-3

6-pin/12-pin adapter
K2909-1

Fast-Mate adapter kit
K489-7

Fast-mate adapter
K489-9

Water connection kit
K590-6

Adapter TIG euro
KP10519-8

Adapter for wire spool 300 mm
K10158

Adapter for wire spool 300 mm
K10158-1

Cart HD for LF52D/ LF56D/PF56D
K14350-1

Remote Control RC-7 Advanced
K14203-1

Preflow, Postflow and Burnback Timer Kit
K2330-2

Electrode holder
E/H-200A-25-xM
E/H-300A-50-xM
E/H-400A-70-xM

Gun receiver bushing for Lincoln Electric guns
K1500-1

Gun receiver bushing for Tweco® #2-#4 guns
K1500-2

Gun receiver bushing for Tweco® #5 guns
K1500-3

Gun receiver bushing for OXO® guns
K1500-5

Replacement case kit – polycarbonate
K2596-2

TIG WELDERS

TIG WELDERS

MODEL	REFERENCE	INPUT		OUTPUT			PROCESS				FEATURES				
		Phase	Frequency (Hz)	Mode	Polarity	Current Range (A)	Stick	Lift TIG	TIG HF	TIG Pulse	PFC	Motor generator compatibility	Up/Down	Memory	Meters (A/V)
TIG DC (1 phase)															
Invertec® 175TP	K14169-1	1	50/60	CC	DC	5-175	•	•	•	•	•	•		•	•
Invertec® 220TPX	K12057-1	1	50/60	CC	DC	5-220	•	•	•	•	•	•	•	•	•
TIG DC (3 phase)															
Invertec® 275TP	K14243-1	3	50/60	CC	DC	5-270	•	•	•	•		•	•	•	TFT
Invertec® 300TPX	K12060-1	3	50/60	CC	DC	5-300	•	•	•	•		•	•	•	•
Invertec® 400TPX	K12043-1	3	50/60	CC	DC	5-400	•	•	•	•		•	•	•	•
TIG AC/DC (1 phase)															
Aspect® 200	K14189-1	1	50/60	CC	AC/DC	2-200	•	•	•	•	•	•	•	•	•
TIG AC/DC (3 phase)															
Aspect® 300	K12058-1	3	50/60	CC	AC/DC	2-300	•	•	•	•	•	•		•	•

INVERTEC® 175TP

Leading technology in TIG DC welding. User-friendly interface.

- Robust design – varnished PC boards.
- Improved generator compatibility: ± 20% input voltage variation, PFC controller.
- Usable with great length of primary cable (up to 70 m in 2.5 mm² section).
- Decent welding in TIG HF and TIG Lift mode.
- Hot start function and anti-sticking device.
- Portable – light weight: only 10.2 kg.
- Reduced noise – "intelligent" cooling fan.
- Energy-saving – low current consumption.
- Simple control panel – easy setup, full control.
- Unlimited labour and parts 2 year warranty.
- Optional remote control.

UNIT INCLUDES

- Input cable with schuko plug
- Gas connection kit

Processes

Stick, Lift TIG, TIG HF, TIG Pulse

Applications

- Light industry
- Motorsports
- Maintenance and repair
- Process and food industry
- Intervention service

Input

1 PHASE, 50/60 Hz

Output

CC, DC, PFC

GENERATOR READY

Product	Reference	Voltage (V)	Input voltage tolerance	Frequency (Hz)	Output range (A)	Rated Output	Fuse Size (A) (slow)	Cooling (Air / Water)	Dimensions H x W x D (mm)	Weight (kg)	Protection / Insulation Class
Invertec® 175TP	K14169-1	230	± 20%	50/60	5-175	175A@25% 130A@100%	16	Air	330 x 210 x 480	10.2	IP23 / H

INVERTEC® 220TPX

Advanced inverter technology for superior TIG performance. Very good HF arc ignition; stable, focused and fast arc.

- Excellent arc performance – perfect HF ignition; stable, focused and fast arc for pulsed and non-pulsed arc.
- Simple control panel – easy setup, full control.
- Energy efficient – PFC circuit, high efficiency, green mode.
- Portable – Small, light weight.
- PFC, protection 16A, 100 m input cable, generator ready.
- Robust design – Potted PCBs, True HD design.
- 3 year warranty – for labour and parts.
- Optional remote control.
- Up/down function.
- PFC (Power Factor Correction) advantages: 30% more output current with the same input current, suitable for 115-230V (+15%-10%) single phase, low current consumption, energy-saving, low current harmonics and reduction of the total CO_2 produced by the welding process (220TPX).

UNIT INCLUDES

- Input cable (2 m)
- Gas connection kit

Processes

Stick, Lift TIG, TIG HF, TIG Pulse

Applications

- Light industry
- Motorsports
- Maintenance and repair
- Process and food industry
- Intervention service
- Chemical industry

Input

1 PHASE, 50/60 Hz

Output

CC, DC, PFC

GENERATOR READY

Product	Reference	Voltage (V)	Input voltage tolerance	Frequency (Hz)	Output range (A)	Rated Output	Fuse Size (A) (slow)	Cooling (Air / Water)	Dimensions H x W x D (mm)	Weight (kg)	Protection / Insulation Class
Invertec® 220TPX	K12057-1	115/230	± 15%	50/60	5-220	220A/18.8V/25% 150A/16V/100%	16	Air	328 x 212 x 465	13	IP23 / H

INVERTEC® 275TP

Excellent arc characteristics for a wide range of applications and offering excellent welding processes and high performance to increase productivity. Designed and engineered for durability and reliability.

- 400V ±15%, 3Ph 50/60Hz, generator ready.
- Light weight – 16 kg.
- 270A@40% / 230A@60% / 200A@100%.
- Idle power 19W and efficiency > 85%.
- GTAW manual and Synergic – Pulse.
- SMAW manual and Synergic – Pulse.
- Intelligent F.A.N. (Fan As Needed).
- Customer Support.
- USB Connectivity, data monitoring and software update.
- Voltage Reduce Device (VRD).
- Cellulosic 6010 stick capability.
- Water Cooler and Cart available.
- Industrial grade: IP23.
- 3 Years Warranty – for labour and parts.

Processes

Stick, TIG, Lift TIG

Applications

- General fabrication
- Heavy fabrication
- Structural
- Transportation
- Chemical processing
- Maintenance and repair
- Shipbuilding
- Offshore
- Pipeline

Input

3 PHASE, 50/60 Hz

Output

CC, DC, VRD

GENERATOR READY, Cellulosic

UNIT INCLUDES

- Input cable 3 m (no plug)
- Gas hose 2 m
- Ground cable with clamp 3 m
- Metallic clips to fix the hose
- USB key with user manual
- Quick Start papers

Product	Reference	Voltage (V)	Input voltage tolerance	Frequency (Hz)	Output range (A)	Rated Output		Fuse Size (A) (slow)	Cooling (Air / Water)	Dimensions H x W x D (mm)	Weight (kg)	Protection / Insulation Class
						GTAW	SMAW					
Invertec® 275TP	K14243-1	400/ 3Ph	± 15%	50/60	5-270	270A@40% 230A@60% 200A@100%	250A@35% 230A@60% 180A@100%	16	Air / Water	360 x 230 x 498	16	IP23

INVERTEC® 300TPX & 400TPX

Advanced inverter technology for superior DC TIG performance. Industrial TIG welder for tough conditions.

- Fully functional, user-friendly control panel layout with graph and numeric display makes it easy to set all welding parameters.
- Rugged construction: electrical safety (IP23S), potted PC boards and optimum airflow reduce contamination to extend the equipment's lifespan in the harshest environmental conditions.
- HF and Lift TIG ignition meeting all requirements.
- Perfect TIG HF starting with pre-settable starting mode.
- Complete TIG parameters setting: Pulse TIG with variable frequency that allows the welder to adjust the arc focus to suit the applications, 10 memory slots for personalised welding settings, TIG Spot welding.
- Water Coolers and Carts available.
- 3 year warranty – for labour and parts.
- Optional remote control.
- Up/down function.
- Cellulosic capability.

Processes

Stick, Lift TIG, TIG HF, TIG pulse

Applications

- Heavy industrial applications
- Industrial plants
- Maintenance and repair
- Pipe construction
- Process and food industry
- Metal construction
- Aerospace industry
- Nuclear industry
- Chemical industry

Input

3 PHASE, 50/60 Hz

Output

CC, DC

GENERATOR READY, Cellulosic

UNIT INCLUDES

- Input cable (2 m)
- Gas connection kit

Product	Reference	Voltage (V)	Input voltage tolerance	Frequency (Hz)	Output range (A)	Rated Output	Fuse Size (A) (slow)	Cooling (Air / Water)	Dimensions H x W x D (mm)	Weight (kg)	Protection / Insulation Class
Invertec® 300TPX	K12060-1	400	± 15%	50/60	5-300	300A/22V/40% 220A/18.8V/100%	20	Air / Water	349 x 247 x 502	22.1	IP23S / H
Invertec® 400TPX	K12043-1				5-400	400A/26V/35% 300A/22V/100%	30		455 x 301 x 632	37	

ASPECT® 200

Leading technology in TIG AC/DC welding with a user-friendly interface and innovative remote control system in the torch.

- Superb arc performance – Excellent HF ignition, stable & fast arc, minimum current 2A.
- Advanced TIG AC & DC Functions – Four wave shapes, Pulse, adjustable Balance and Offset, innovative and simple control panel, AC auto setting.
- Generator compatible, ideal for site use.
- Bright digital display – easy setup buttons, 9 memory slots, new control in the TIG torch.
- Energy efficient 1 phase buck-boost circuit for energy saving.
- Robust design – Potted PCBs, True HD design (special protection for use in harsh conditions).
- Best aluminium welding performance.
- Up/down function.
- Water Coolers and Cart available.
- Cellulosic capability.

UNIT INCLUDES

- Input cable (3 m)
- Gas connection kit

Processes

Stick DC, Stick AC, TIG DC, TIG AC, TIG Lift, TIG HF, TIG Pulse

Applications

- Industrial applications
- Industrial plants
- Maintenance and repair
- Pipe construction
- Process and food industry
- Metal construction
- Aerospace industry
- Chemical industry
- Aluminium solutions

Input

1 PHASE, 50/60 Hz

Output

CC, AC/DC, PFC

GENERATOR READY, Cellulosic

Product	Reference	Primary Voltage (50-60 Hz)	Current Range (A)	Rated Output	Fuse Size (A) (slow)	Weight (kg)	Dimensions H x W x D (mm)	Protection Class
Aspect® 200	K14189-1	115/230V/1Ph ± 15%	2-200	200A@35% 130A@100%	16A	23	419 x 246 x 506	IP23

ASPECT® 300

For superior TIG performance.

- Advanced waveform technology for the best aluminium welding performance.
- Superb welding characteristics with TIG DC, TIG AC and Stick welding processes.
- Adjustable cleaning and penetration for perfect aluminium welding.
- Variable AC frequency (40-400 Hz) for the control of travel speed and penetration.
- Fully functional, user-friendly control panel layout with graph and a numeric display makes it easy to set all welding parameters.
- Energy efficient 3 phase buck-boost circuit for energy saving.
- Robust design – Potted PCBs, True HD design (special protection for use in harsh conditions).
- Best aluminium welding performance.
- Water Coolers and Cart available.
- Cellulosic capability.

UNIT INCLUDES

- Input cable (3 m)
- Gas connection kit

Processes

Stick DC, Stick AC, TIG DC, TIG AC, TIG Lift, TIG HF, TIG Pulse

Applications

- Heavy industrial applications
- Industrial plants
- Maintenance and repair
- Pipe construction
- Process and food industry
- Metal construction
- Aerospace industry
- Chemical industry
- Nuclear industry
- Aluminium solutions

Input

3 PHASE, 50/60 Hz

Output

CC, AC/DC, PFC

GENERATOR READY, Cellulosic

Product	Reference	Primary Voltage (50-60 Hz)	Current Range (A)	Rated Output	Fuse Size (A) (slow)	Weight (kg)	Dimensions H x W x D (mm)	Protection / Insulation Class
Aspect® 300	K12058-1	230/400V/3Ph	2-300	300A/22V/35% 200A/18V/100%	32/20	43	455 x 301 x 632	IP23 / H

Series	Size	Rate	Application	Extra Flex Cable	HD expendables	Up /Down	Ergonomic handle	Adjustable neck	Valve version available	Flex Neck version available	Round Handle	110A	125A	135A	150A	180A	200A	220A	250A	320A	350A	450A
PROTIG IIIS	10	35%	Industrial	●	●						●											
	20			●	●						●											
	30			●	●						●											
	40			●	●						●											
	10W	100%		●	●						●											
	35W			●	●						●											
	40W			●	●						●											
PROTIG NGS	10	35%	Industrial	●	●	●	●	●														
	20			●	●	●	●	●														
	30			●	●	●	●															
	40			●	●	●	●															
	10W	100%		●	●	●	●	●														
	35W			●	●	●	●															
	40W			●	●	●	●															
WTT2	9	35%	Professional				●		●	●												
	17						●		●	●												
	26						●		●	●												
	20	100%					●			●												
	18						●			●												

PROTIG IIIS

PROTIG NGS

WTT2

air cooled

water cooled

More details page 96

	5 m	8 m	Invertec® 175TP	Invertec® 220TPX	Invertec® 275TP	Invertec® 300TPX	Invertec® 400TPX	Aspect® 200	Aspect® 300
TIG PREMIUM TORCHES AIR									
PROTIG IIIS 10 RL	W000382715-2	W000382716-2	●	●	●				
PROTIG IIIS 20 RL	W000382717-2	W000382718-2	●	●	●			●	
PROTIG IIIS 30 RL	W000382719-2	W000382720-2	●	●	●	●	●	●	●
PROTIG IIIS 40 RL	W000382721-2	W000382722-2			●	●	●		●
PROTIG NGS 10 EB	W000278394-2	W000278395-2	●	●	●				
PROTIG NGS 20 EB	W000278396-2	W000278397-2	●	●	●			●	
PROTIG NGS 30 EB	W000278398-2	W000278399-2	●	●	●	●	●	●	●
PROTIG NGS 40 EB	W000278400-2	W000278401-2			●	●	●		●
TIG PREMIUM TORCHES WATER									
PROTIG IIIS 10W RL	W000382723-2	W000382724-2				●		●	
PROTIG IIIS 35W RL	W000382725-2	W000382726-2			●	●	●		●
PROTIG IIIS 40W RL	W000382727-2	–			●		●		
PROTIG NGS 10W EB	W000278402-2	W000278403-2				●		●	
PROTIG NGS 35W EB	W000278404-2	W000278405-2			●	●	●		●
PROTIG NGS 40W EB	W000278406-2	W000278407-2			●		●		
STANDARD TIG TORCHES AIR									
	4 m	8 m							
WTT2 17 RL	W000278884	W000278917	●	●	●				
WTT2 17 EB	W000278882	W000278919	●	●	●				
WTT2 26 RL	W000278890	W000278913	●	●	●	●	●	●	●
WTT2 26 EB	W000278887	W000278915	●	●	●	●	●	●	●
STANDARD TIG TORCHES WATER									
	4 m	8 m							
WTT2 18W RL	W000278898	W000278899			●	●	●		●
WTT2 18W EB	W000278896	W000278901			●	●	●		●
WTT2 20W RL	W000278894	W000278905			●	●	●	●	●
WTT2 20W EB	W000278892	W000278909			●	●	●	●	●

Tungsten electrodes

WS 2-Rare Earths

Ø (mm)	Length (mm)	Reference
1.6	175	W000335167
2.4	175	W000335169
3.2	175	W000335171

WLa 15-Lanthanum 1.5%

Ø (mm)	Length (mm)	Reference
1.6	150	W000402663
2.0	150	W000402664
2.4	150	W000402665
3.2	150	W000402667

WP-Pure Tungsten

Ø (mm)	Length (mm)	Reference
1.6	150	W000010010
1.6	175	W000010375
2.0	150	W000010011
2.4	150	W000010012
2.4	175	W000010377
3.2	150	W000010014
3.2	175	W000010378
4.0	150	W000010015

WLa20-Lanthanum 2%

Ø (mm)	Length (mm)	Reference
1.0	150	W000010373
1.6	150	W000010016
1.6	175	W000010385
2.0	150	W000010017
2.0	175	W000010386
2.4	150	W000010018
2.4	175	W000010387
3.2	150	W000010020
3.2	175	W000010388
4.0	150	W000010021

WCe-Cerium 2%

Ø (mm)	Length (mm)	Reference
1.6	150	W000010023
1.6	175	W000335153
2.0	150	W000010024
2.4	150	W000010025
2.4	175	W000335154
3.2	150	W000335150
3.2	175	W000335157
4.0	150	W000010028

More details page 104

Product	Reference	Invertec® 175TP	Invertec® 220TPX	Invertec® 275TP	Invertec® 300TPX	Invertec® 400TPX	Aspect® 200	Aspect® 300
Freezcool – cooling liquid for torches (9.6 l)	W000010167			●	●	●	●	●
Cool Arc® 21	K14103-1				●			
Cool Arc® 24	K14190-1						●	
Cool Arc® 27	K14334-1			●				
Cool Arc® 46	K14105-1					●		●
Kit 35C50	W000011139	●	●	●	●		●	●
Kit 50C50	W000260681			●	●			●
Kit 50C50+	W000260682					●		
Electrode holder – 300A – 50 mm² – 5 m	E/H-300A-50-5M			●	●	●		●
Ground cable 200A – 35 mm² – 5 m	GRD-200A-35-5M	●	●				●	
Ground cable 300A – 50 mm² – 5 m	GRD-300A-50-5M			●	●			●
Ground cable 300A – 50 mm² – 10 m	GRD-300A-50-10M			●	●			●
Ground cable 400A – 70 mm² – 5 m	GRD-400A-70-5M					●		
Ground cable 400A – 70 mm² – 10 m	GRD-400A-70-10M					●		
Foot Amptrol™	K870	●	●	●	●	●	●	●
Remote control – hand 15 m	K14147-1	●	●		●	●	●	●
Extension for hand remote control – 15 m	K14148-1	●	●		●	●	●	●
Two-wheeled undercarriage	W0200002		●	●				
Four-wheeled Cart ST/TPX	K14114-1				●			
Tool box for Cart ST/TPX	K14115-1				●			
Cart TPX	K14129-1					●		●
Cart 24	K14191-1			●			●	
Universal Trolley	W000375730	●	●					
Front cover 275	K14383-1			●				
Cart 24 metal interface	K14384-1			●				
Remote control	K10095-1-15M			●				

Cool Arc®21
K14103-1

Cool Arc®24
K14190-1

Cool Arc®27
K14334-1

Cool Arc®46
K14105-1

Freezcool
W000010167

Two-wheeled undercarriage
W0200002

Cart 24
K14191-1

Universal trolley
W000375730

Four-wheeled Cart ST/ TPX
K14114-1

Cart TPX
K14129-1

Cable kits
W000011138
W000260683
W000011139
W000260681
W000260682

Ground cable
GRD-200A-35-5M
GRD-300A-50-5M
GRD-300A-50-10M
GRD-400A-70-5M
GRD-400A-70-10M

Foot Amptrol™
K870

Remote control
K10095-1-15M

Front cover
K14383-1

Cart's interface for power source
K14384-1

STICK WELDERS

STICK WELDERS

MODEL	REFERENCE	INPUT		OUTPUT			PROCESS					FEATURES		
		Phase	Frequency (Hz)	Mode	Polarity	Current Range (A)	Stick	Lift TIG	TIG Scratch	Cellulosic capability	Gouging	Display	PFC	Warranty (years)
Conventional														
LINC 405-SA	K14002-5	3	50/60	CC	DC	15-400	•	•		•	•	•		3
LINC 635-SA	K14038-5	3	50/60	CC	DC	15-670	•	•		•	•	•		3
HOT ROD 500S	K14089-1	3	50/60	CC	DC	50-625	•		•	•	•	•		3
Inverter														
Invertec® 150S	K12034-1	1	50/60	CC	DC	10-140	•	•						2
Invertec® 150S Pack	K12034-1-P		50/60	CC	DC	10-140	•	•						2
Invertec® 170S	K12035-1	1	50/60	CC	DC	10-160	•	•				•		2
Invertec® 170S Pack	K12035-1-P		50/60	CC	DC	10-160	•	•				•		2
Invertec® 161S	K14293-1	1	50/60	CC	DC	5-160	•	•		•		•	•	2
Invertec® 165S	K14171-1	1	50/60	CC	DC	5-160	•		•					2
Invertec® 165SX	K14170-1	1	50/60	CC	DC	10-160	•	•					•	3
Invertec® 275S	K14242-1	3	50/60	CC	DC	5-270	•	•	•			•		3
Invertec® 400SX	K12042-1	3	50/60	CC	DC	5-400	•	•			•	•		3

LINC® 405-SA

The rugged and distinguished workhorses.

- Rugged, conventional welding rectifier with excellent arc characteristics.
- Capable of welding with Rutile, Basic and Cellulosic electrodes.
- Arc gouging capability.
- Easy to understand graphic control panels.
- Ready to be moved. Equipped with wheels, pull bar and two lifting hooks.
- Hot Start supporting excellent arc starting.
- Arc Force to prevent sticking of the electrode in the welding pool.
- Digital meters showing welding amperage.
- Built-in Fan-on-Demand (F.A.N.™) reduces power consumption and the intake of dust and fumes.
- Lift TIG DC capability.
- Cellulosic capability.
- Packaging in wooden case.

UNIT INCLUDES

- Input cable (2 m)

Processes

Stick, Gouging, Lift TIG

Applications

- Pipeline construction
- Heavy industrial fabrication
- Plant construction
- Pressure vessels
- Nuclear power station
- Shipbuilding
- Hardfacing
- Process industry
- Arc-Air gouging

Input

3 PHASE, 50/60 Hz

Output

CC, DC

GENERATOR READY, Cellulosic

Product	Reference	Primary Voltage (50-60 Hz)	Rated Output	Output Range (A)	Fuse Size (A) (slow)	Weight (kg)	Dimensions H x W x D (mm)	Protection Class
LINC® 405-SA (with Display)	K14002-5	230 / 400V / 3Ph	400A / 36V@35% 240A / 29V@100%	15-400	63 / 40	126	640 x 580 x 700	IP23 / H

LINC® 635-SA

The rugged and distinguished workhorses.

- Rugged, conventional welding rectifier with excellent arc characteristics.
- Capable of welding with Rutile, Basic and Cellulosic electrodes.
- Arc gouging capability.
- Easy to understand graphic control panels.
- Ready to be moved. Equipped with wheels, pull bar and two lifting hooks.
- Hot Start supporting excellent arc starting.
- Arc Force to prevent sticking of the electrode in the welding pool.
- Digital meters showing welding amperage.
- Built-in Fan-on-Demand (F.A.N.™) reduces power consumption and the intake of dust and fumes.
- Lift TIG DC capability.
- Cellulosic capability.
- Packaging in wooden case.

UNIT INCLUDES

- Input cable (2 m)

Processes

Stick, Gouging, Lift TIG

Applications

- Pipeline construction
- Heavy industrial fabrication
- Plant construction
- Pressure vessels
- Nuclear power station
- Shipbuilding
- Hardfacing
- Process industry
- Arc-Air gouging

Input

3 PHASE, 50/60 Hz

Output

CC, DC

GENERATOR READY, Cellulosic

Product	Reference	Primary Voltage (50-60 Hz)	Rated Output	Output Range (A)	Fuse Size (A) (slow)	Weight (kg)	Dimensions H x W x D (mm)	Protection Class
LINC® 635-SA (with Display)	k14038-5	230 / 400V / 3Ph	670A / 44V@35% 400A / 36V@100%	15-670	100 / 63	150	670 x 580 x 700	IP23 / H

HOT ROD 500S

The tough and powerful professional welder.

- Excellent arc characteristics for a wide range of electrode types.
- Maximum output of 625A allows the use of electrodes up to 6.3 mm and air carbon gouging with 8mm electrodes.
- Desert rated operating temperature of up to 55°C.
- Stackable case design with built-in hook. Easy storage and handling.
- Submersion dipped transformer assembly and fully potted Power Circuit Board for added corrosion and moisture protection.
- Input voltage compensation for constant output.
- Thermostatic overload protection.
- Capable of welding with Rutile, Basic and Cellulosic electrodes.
- Cellulosic capability.

UNIT INCLUDES

- Input cable (5 m)

Processes

Stick, Gouging, TIG scratch

Applications

- Pipeline construction
- Very heavy industrial fabrication
- Plant construction
- Pressure vessels
- Nuclear power station
- Shipbuilding
- Hardfacing
- Tough industrial applications
- Arc-Air gouging

Input

3 PHASE, 50/60 Hz

Output

CC, DC

GENERATOR READY

Cellulosic

Product	Reference	Primary Voltage (50-60Hz)	Rated Output	Output Range (A)	Fuse Size (A) (slow)	Weight (kg)	Dimensions H x W x D (mm)	Protection Class
HOT ROD 500S	K14089-1	380 / 415V / 3Ph	600A / 44V@35% 375A / 35V@100%	50-625	63	203	795 x 566 x 813	IP23 / H

PRODUCT APPLICATION CHART

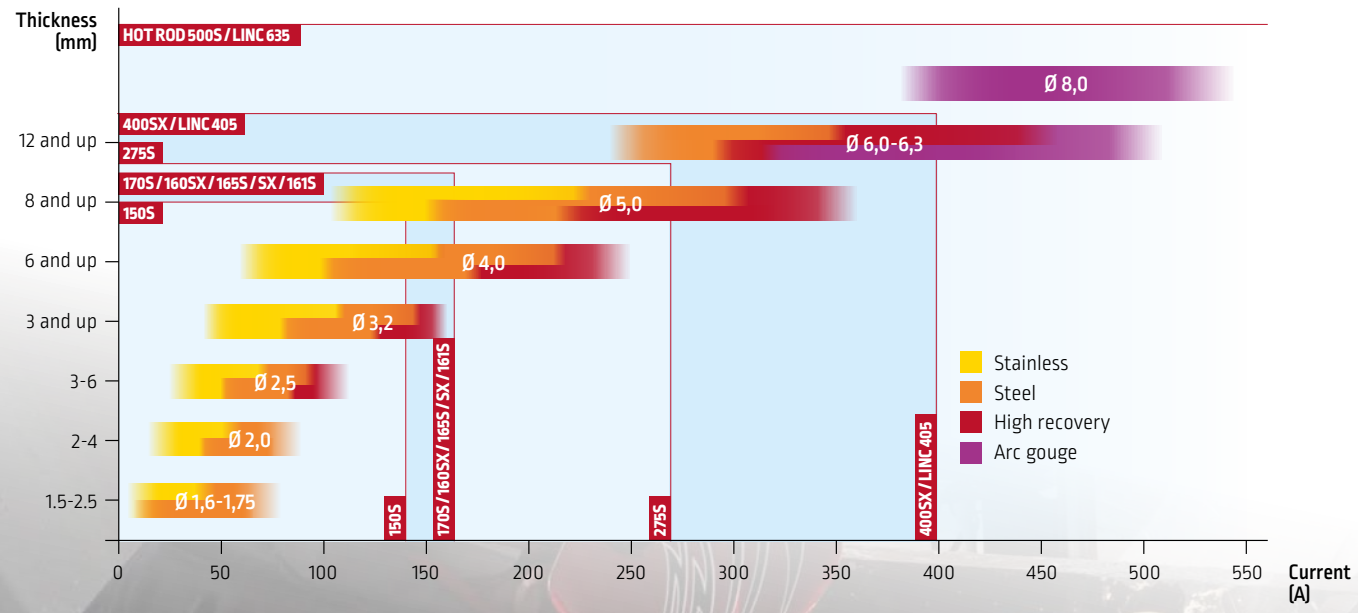

INVERTEC® 150S

Small, powerful and robust.

- Robust design – Unique rubber corners, metal housing and push control buttons to withstand tough environmental conditions.
- Premium arc – Advanced Lincoln technology and knowhow guarantee performance every time.
- Power Surplus – Additional power for superior arc control.
- Soft and Crisp mode – Selectable arc modes for different electrode types.
- Auto Adaptive Arc Force – For a stable arc with low spatter levels as standard.
- Built-in "Hot Start" for stable arc with lower spatter level.
- Long cables: primary power extension cables up to 60 m.
- Lift TIG with excellent striking without tungsten contamination.

UNIT INCLUDES (K12034-1)

- Input cable (2 m)

UNIT INCLUDES (K12034-1-P)

- Suitcase with cables
- Shield
- Brush

Processes

Stick, Lift TIG

Applications

- Small maintenance
- Light construction
- Light metal fabrication
- On-site repair
- Outside and workshop welding jobs
- Hobby

Input

1 PHASE, 50/60 Hz

Output

CC, DC

GENERATOR READY

Product	Reference	Primary Voltage (50-60 Hz)	Rated Output	Output Range (A)	Fuse Size (A) (slow)	Weight (kg)	Dimensions H x W x D (mm)	Protection Class
Invertec® 150S	K12034-1	230V / 1Ph	140A / 25.6V@25% 80A / 25.6V@100%	10-140	17	6.7	244 x 148 x 365	IP23 / F
Invertec® 150S Pack ready to weld	K12034-1-P							

INVERTEC® 170S

Small, powerful and robust.

- Robust design – Unique rubber corners, metal housing and push control buttons to withstand tough environmental conditions.
- Premium arc – Advanced Lincoln technology and knowhow guarantee performance every time.
- Power Surplus – Additional power for superior arc control.
- Soft and Crisp mode – Selectable arc modes for different electrode types.
- Auto Adaptive Arc Force – For a stable arc with low spatter levels as standard.
- Built-in "Hot Start" for stable arc with lower spatter level.
- Long cables: primary power extension cables up to 60 m.
- Lift TIG with excellent striking without tungsten contamination.

UNIT INCLUDES (K12035-1)

- Input cable (2 m)

UNIT INCLUDES (K12035-1-P)

- Suitcase with cables
- Shield
- Hammer
- Brush

Processes

Stick, Lift TIG

Applications

- Small maintenance
- Light construction
- Light metal fabrication
- On-site repair
- Outside and workshop welding jobs

Input

1 PHASE, 50/60 Hz

Output

CC, DC

GENERATOR READY

Product	Reference	Primary Voltage (50-60 Hz)	Rated Output	Output Range (A)	Fuse Size (A) (slow)	Weight (kg)	Dimensions H x W x D (mm)	Protection Class
Invertec® 170S	K12035-1	230V / 1Ph	160A / 26.4V@20% 80A / 24.0V@ 100%	10-160	23	7	244 x 148 x 365	IP23 / F
Invertec® 170S Pack ready to weld	K12035-1-P							

INVERTEC® 161S

Sturdy and versatile. Easy to use.

- Exceptional performance: high duty cycle at 40°C.
- Versatile welding with any coated electrodes rutile 6012, basic 7018, included CELLULOSIC 6010.
- Compatible with motor generator.
- VRD function (enabled by default) to increase safety when working in humid environment with electroshock risk.
- Easy to use Hot Start function to improve the arc striking and Arc Force function to avoid electrode sticking.
- Power Factor Correction PFC gives low current consumption, energy saving, low current harmonics and reduction of the total CO_2 produced by the welding process.
- TIG LIFT+ built-in function which allows the use of slope-up and slope-down functionality & TIG exit fuzzy method to extinguish the arc lifting the torch without to press the trigger button.
- Usable with long primary extension cable (up to 70 m in 2.5 mm^2 section).
- Cellulosic capability.

UNIT INCLUDES

- Input cable (2 m)
- Remote control adapter

Processes

Stick, Lift TIG

Applications

- Light fabrication
- Plant construction
- Maintenance service
- Repair and maintenance
- On-site intervention
- Light industry
- Pipeline repair

Input

1 PHASE, 50/60 Hz

Output

CC, DC, PFC

GENERATOR READY, Cellulosic

Product	Reference	Primary Voltage (50-60 Hz)	Rated Output	Output Range (A)	Open Circuit voltage (Vdc)	Fuse Size (A) (slow)	Weight (kg)	Dimensions H x W x D (mm)	Protection Class
Invertec® 161S	K14293-1	230V / 1Ph	130A/25.2V@100% 150A/26V@60% 160A/26.4V@50%	5-160	75 (14 VRD)	16	9	330 x 210 x 480	IP23

INVERTEC® 165S & 165SX

Professional performance, industrial perfection.

- Exceptional performance: high duty cycle at 40°C.
- Easy to use: Hot Start function to improve the arc striking and Arc Force function to avoid electrode sticking.
- Versatile: welding with any coated electrode (except cellulosic) and LIFT TIG (165SX).
- Compatible with motor generator.
- Power Factor Correction (PFC) for 165SX. PFC delivers: low current consumption, energy saving, low current harmonics and reduction of the total CO_2 produced by the welding process.
- Lightweight: less than 9 kg.
- Handy: thanks to the handy carrying strap.

UNIT INCLUDES

- Input cable (2 m)

Processes

Stick, TIG Scratch (165S), Lift TIG (165SX)

Applications

- Light fabrication
- Plant construction
- Maintenance service
- Repair and maintenance
- On-site intervention
- Process industry

Input

1 PHASE, 50/60 Hz

Output

CC, DC

GENERATOR READY

Product	Reference	Primary Voltage (50-60 Hz)	Rated Output	Output Range (A)	Fuse Size (A) (slow)	Weight (kg)	Dimensions H x W x D (mm)	Protection Class
Invertec® 165S	K14171-1	230V / 1Ph	160A@20% / 160A@30% 100A@60% / 140A@60%	5-160 / 10-160	16	7	265 x 162 x 385	IP23
Invertec® 165SX	K14170-1							

INVERTEC® 275S

Excellent welding processes coupled with high performance, as well as increased productivity. Powerful portability, robust reliability.

- 400V ±15%, 3Ph 50/60Hz, generator ready.
- 270A@25% / 250A@35% / 230A@60% /180A@100%.
- Light weight – only 14,3 kg.
- Idle power 19W and efficiency > 85%.
- SMAW manual and Synergic – Pulse.
- STICK Pulse: 0,5-15 Hz.
- Intelligent F.A.N. (Fan As Needed).
- Customer Support.
- USB Key (software update, data collection).
- Voltage Reduce Device (VRD).
- Cellulosic 6010 stick capability.
- Industrial grade: IP23, 3 Years Warranty, no limitation.

Processes

Stick, Lift TIG

Applications

- General fabrication
- Heavy fabrication
- Structural
- Transportation
- Chemical processing
- Maintenance and repair
- Shipbuilding

Input

3 PHASE, 50/60 Hz

Output

CC, DC, VRD

GENERATOR READY, Cellulosic

UNIT INCLUDES

- Input cable 3 m (no plug)
- USB key with user manual
- Quick Start papers

Product	Reference	Primary Voltage (50-60 Hz)	Rated Output	Output Range (A)	Fuse Size (A) (slow)	Weight (kg)	Dimensions H x W x D (mm)	Protection Class
Invertec® 275S	K14242-1	400V± 15% /3Ph	270A@25% 250A@35% 230A@60% 180A@100%	5-270	16	14.3	360 x 230 x 498	P23

INVERTEC® 400SX

Professional welder built for tough working conditions.

- Robust, built for heavy environmental conditions.
- Fully featured and user friendly control panel with digital display allows precise setting of welding current.
- Soft and Crisp mode – multiple arc modes for different electrode types.
- Auto Adaptive Arc force standard in Soft and Crisp modes – the automatic variable Arc Force operates when required.
- Adjustable Hot Start and Arc Force allow a smooth start/restart of the electrode and prevent sticking of the electrode in the weld pool.
- Features "Lift TIG" with no tungsten contamination.
- Maximum output 400A allows the use of 6.3 mm electrodes.

Processes

Stick, Lift TIG, Gouging

Applications

- Heavy fabrication
- Plant construction
- Pressure vessels
- Nuclear power station
- Shipbuilding
- Hardfacing
- Process industry
- Arc-Air gouging

Input

3 PHASE, 50/60 Hz

Output

CC, DC

GENERATOR READY

UNIT INCLUDES

- Input cable (2 m)

Product	Reference	Primary Voltage (50-60 Hz)	Rated Output	Output Range (A)	Fuse Size (A) (slow)	Weight (kg)	Dimensions H x W x D (mm)	Protection Class
Invertec® 400SX	K12042-1	400V / 3Ph	400A / 36V / 35% 300A / 32V / 100%	5-400	30	36	455 x 301 x 632	IP23 / H

Product	Reference	Invertec® 150S	Invertec® 170S	Invertec® 161S	Invertec® 165S	Invertec® 165SX	Invertec® 275S	Invertec® 400SX	LINC 405-SA	LINC 635-SA	HOT ROD 500S
Kit 25C25	W000011138	●	●		●	●					
Kit 35C50	W000011139			●							
Kit 50C50+	W000260682						●	●	●	●	●
TIG welding torch WTT2 17V – 135A – 4 m, valve, conn. 9 mm	W000278880	●	●		●	●					
TIG welding torch WTT2 17V – 135A – 4 m, valve, conn. 13 mm	W10529-17-4V			●				●	●	●	
Remote control, 15 m	K10095-1-15M			●			●	●	●	●	●
Extension cable for remote control box, 15 m	K10398			●			●	●	●	●	●
Two-wheeled undercarriage	W0200002						●				
Four-wheeled undercarriage	K2694-1							●			
Ground cable 300A – 50 mm² – 5 m	GRD-300A-50-5M						●				
Ground cable 400A – 70 mm² – 5 / 10 / 15 m	GRD-400A-70-xM								●	●	
Ground cable 600A – 95 mm² – 10 m	GRD-600A-95-10M										●
Electrode holder – 400A – 70 mm² – 5 / 10 m	E/H-400A-70-xM								●	●	●
Cable Extension	EXT-70-10M								●	●	
Flair® 600 gouging torch	W000010136								●	●	
48V AC socket (1500W) kit	K14092-1										●
A/V meter kit	K14090-1										●
Adapter M14 / Female Connector	K10376										●
Cart 24	K14191-1						●				
Front cover 275	K14383-1						●				
Cart 24 metal interface	K14384-1						●				

Two-wheeled undercarriage
W0200002

Four-wheeled undercarriage
K2694-1

Cart 24
K14191-1

Cable kits
W000011138
W000260683
W000011139
W000260681
W000260682

Remote control
K10095-1-15M

Ground cable
GRD-400A-70-xM
GRD-600A-95-10M

Flair® 600 / 1600
W000010136
W000010118

TIG welding torch WTT2 17V
W000278880
W000278876
W10529-17-4V
W000278885

Front cover
K14383-1

Cart's interface for power source
K14384-1

PLASMA CUTTING

PLASMA CUTTING RANGE

MODEL	REFERENCE	INPUT			OUTPUT				PROCESS			FEATURES		
		Phase	Primary voltage (Vac)	Frequency (Hz)	Mode	Polarity	Current Range (A)	Cutting capacity (mm)	Plasma cutting	Plasma gouging	Grid Mode	Compressor integrated	Piercing capability	Remote kit
1 phase														
Tomahawk® 30K	K12038-3	1	230	50/60	CC	DC	15-30	16	•		•	•		
Tomahawk® 45	K14391-1	1	120/230	50/60	CC	DC	15- 45A (230Vac) 15- 22A (120Vac)	20mm (230Vac)	•	•	•		•	
3 phase														
Tomahawk® 1025	K12048-1	3	400	50/60	CC	DC	20-60	25	•	•	•		•	
Tomahawk® 1538	K12039-1	3	400	50/60	CC	DC	20-100	40	•	•	•		•	•

TOMAHAWK® 30K

- Ultimate Portability – Internal air compressor enables operation in environments where external compressed air is not available.
- Continuous Output Control – Focus the arc for different material thickness.
- Touch Start system – Reliable plasma arc initiation without high frequency.
- Rapid Arc Restrike – Fast cutting through gaps, even expanded metal.
- Front Panel Purge Control – Makes it easy to set the air flow rate without initiating the plasma arc.
- Cool Operation, Long Consumable Life – New electrode and nozzle design save you money in the long run.
- Added Safety – Our Parts-in-Place system detects correct installation of consumables and torch.
- Engine Drive Compatible – Select a Lincoln Electric engine driven welder to power your Tomahawk® in remote locations.



Processes
- Plasma cutting
- Grid

Applications
- On site maintenance
- Small construction sites
- Air ducting installation (HVAC)
- Demolition work
- Rental

Input

1 PHASE | 50/60 Hz

Output

CC | DC

INTERNAL COMPRESSOR OR EXTERNAL AIR

UNIT INCLUDES

- Internal air compressor (external air connection also standard)
- LC30 Torch with 4 m cable
- Air regulator and pressure gauge
- Internal water separator
- Work clamp and cable
- Spare consumables
- Input power cord

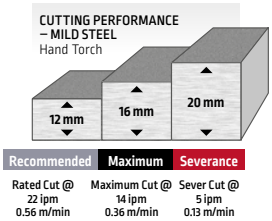

CUTTING PERFORMANCE

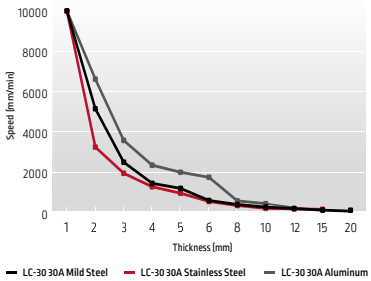

Product	Reference	Input Power	Rated Output Current/ Voltage/Duty Cycle	Fuse (delayed) or Circuit Breaker	Pilot Current	Output Range	Air Pressure Required	Air Flow Rate Required	Dimensions H x W x D (mm)	Net Weight Without Torch (kg)
Tomahawk® 30K	K12038-3	230/1/50	30A@60% 25A@100%	16A	20A	15-30A	5.0bar – 6,0bar	125 ±10% l/min	385 x 215 x 480	18.5

TOMAHAWK® 45

- TFT 2,8" screen – For an easier and user friendly user interface
- Continuous Output Control – Focus the arc for different material thickness.
- Touch Start system – Reliable plasma arc initiation without high frequency.
- Rapid Arc Restrike – Fast cutting through gaps, even expanded metal.
- Front Panel Purge Control – Makes it easy to set the air flow rate without initiating the plasma arc.
- Gouging and Grid modes (adjustable grid's time).
- Cool Operation, Long Consumable Life – New electrode and nozzle design save you money in the long run.
- Added Safety – Our Parts-in-Place system detects correct installation of consumables and torch.
- Lightweight and Portable – Easily carried by one person.
- Engine Drive Compatible – Select a Lincoln Electric Outback® or Vantage® to power your Tomahawk® in remote locations

Processes
- Plasma cutting
- Grid
- Gouging
- Piercing

Applications
- On site maintenance
- Small construction sites
- Air ducting installation (HVAC)
- Demolition work
- Rental

Input

1 PHASE | 50/60 Hz

Output

CC | DC

UNIT INCLUDES

- LC45 Torch with 6 m cable
- Air regulator and pressure gauge
- Internal water separator
- Work clamp and cable
- Input power cord

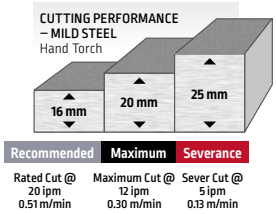

CUTTING PERFORMANCE

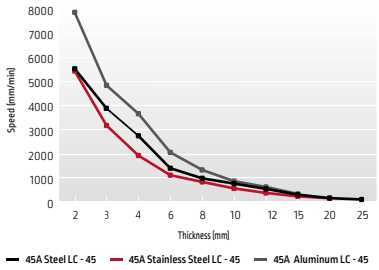

Product	Reference	Input Power	Rated Output Current/ Voltage/Duty Cycle	Fuse (delayed) or Circuit Breaker	Pilot Current	Output Range	Air Pressure Required	Air Flow Rate Required	Dimensions H x W x D (mm)	Net Weight Without Torch (kg)
Tomahawk® 45	K14391-1	120/230/1/ 50/60	at 230Vac 45A@45% 40A@60% 30A@100% at 120Vac 22A@60% 15A@100%	16A	20A	15- 45A (230Vac) 15- 22A (120Vac)	5.0bar – 6,0bar	200 ±10% l/min	385 x 215 x 480	11.1

TOMAHAWK® 1025 & 1538

High performance plasma cutting machines: built to handle harsh environmental conditions, suitable for on-site operations with a generator or within a workshop environment.

- Starting: innovative, advanced arc starting without HF.
- Performance: innovative, advanced electrode and nozzle design.
- Longer lifetime: innovative, advanced design increases lifetime of consumables.
- Faster: higher travel speeds and plate thickness.
- Flexible: multiple torch configurations.
- Different materials: mild steel, stainless steel, aluminium and many more.
- Concentrated plasma stream: less heat input, less distortion.
- Torch Connection – central connector, 9-pin.
- Step-less current control.
- Remote kit (optional) that allows the unit to receive an external ON-OFF trigger for mechanised processes (only for TH1538).

UNIT INCLUDES

- 2 m input cable
- 7.5 m hand cutting torch
- Ground clamp and cable
- Air connection kit
- Cutting torch consumables kit

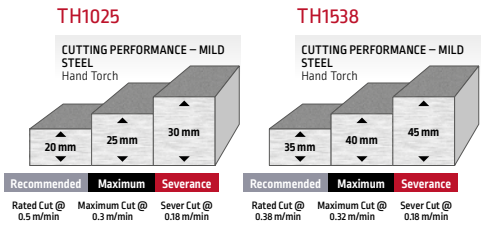

PERFORMANCE

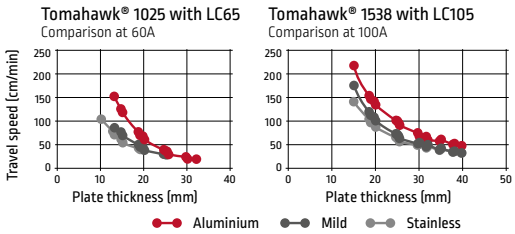

Processes

Plasma cutting, Plasma gouging, Grid Mode

Type of gas

- Compressed air
- Nitrogen

Applications

- On-site maintenance
- Service tasks
- Small construction sites
- General installations
- Air ducting installation (HVAC)
- Demolition work
- Rental

Input

3 PHASE, 50/60 Hz

Output

CC, DC

GENERATOR READY

Product	Reference	Primary Voltage (50-60 Hz)	Rated Output	Cutting Capacity (mm)	Piercing Capacity (mm)	Flow Rate	Inlet Pressure	Output Range (A)	Weight (kg)	Dimensions H x W x D (mm)
Tomahawk® 1025	K12048-1	400V/3Ph	60A/40% 40A/100%	25	Max. 12	13Ol/min± 20%@5.5 bar	6.0 bar	20-60	22	389 x 247 x 489
Tomahawk® 1538	K12039-1		100A/40% 60A/100%	40	Max. 20	28Ol/min± 20%@5.5 bar	7.0 bar	20-100	36	455 x 301 x 618

KEY OPTIONS

	Product Number	Tomahawk® 30K	Tomahawk® 45	Tomahawk® 1025	Tomahawk® 1538
		K12038-3	K14391-1	K12048-1	K12039-1
Air Filter LAF1250	W88X1456A			•	•
Filter Cartridge	W8800117R			•	•
Cutting circle	W0300699A	•	•	•	•
Undercarriage	W0200002	•	•		
Undercarriage	K2694-1			•	•
Remote Control	K12049-1				•
Remote Control Kit	W05X1086A				•
Bevel Tool	W03X0893-119A			•	•
Circle kit to suit LC45	W100000338		•		
Bevel tool to suit LC45	W100000339		•		

Air filter LAF1250
W88X1456A
W8800117R

Undercarriage
W0200002

Undercarriage
K2694-1

Plasma circle cutting guide kit (cutting circles max diam. 820mm)
W0300699A

Bevel tool
W03X0893-119A

Circle kit to suit LC45
W100000338

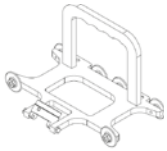

Bevel tool to suit LC45
W100000339

TORCHES

	Product Number	Tomahawk® 30K	Tomahawk® 45	Tomahawk® 1025	Tomahawk® 1538
		K12038-3	K14391-1	K12048-1	K12039-1
LC 30 (Hand)	W100000325	•			
LC 45 (Hand)	W100000327		•		
LC65 (Hand)	PTH-061A-CX-7M5A			•	
	PTH-061A-CX-15A			•	
LC105 (Hand)	PTH-101A-CX-7M5A				•
	PTH-101A-CX-15A				•

LC 30 (HAND)

LC 45 (HAND)

LC 65 (HAND)

LC 105 (HAND)

PLASMA-BOX LC30
W100000361

PLASMA-BOX LC45
W100000362

PLASMA-BOX LC65
W03X0893-113A

PLASMA-BOX LC105
W03X0893-115A

PLASMA CUTTING

Anywhere, Anytime

TOMAHAWK® 30K
TOMAHAWK® 45

- Ultimate Portability
- Continuous Output Control
- Touch Start system
- Rapid Arc Restrike
- Front Panel Purge Control
- Engine Drive Compatible
- Added Safety
- Cool Operation, Long Consumable Life
- Grid modes

INTERNAL COMPRESSOR OR EXTERNAL AIR

TOMAHAWK® 30K

- Cutting Performance 16mm
- Include internal air compressor (external air connection also standard)

TOMAHAWK® 45

- Cutting Performance 20mm
- Gouging
- TFT 2.8" screen

WATCH THE VIDEO

ENGINE DRIVEN WELDERS

ENGINE DRIVEN WELDERS

MODEL	REFERENCE	INPUT	OUTPUT				ENGINE			FEATURES	
		Fuel	Current Range (A)	Rated Output	AC generator power	AC generator receptacles	Type of Engine	Cylinders	Operation speeds (rpm)	Weight (kg)	Dimensions H x W x D (mm)
Outback® 200	K14294-1	Gasoline	20-170	170A@60% 150A@100%	8.2 kW	2.1KVA/110V /19A 3.3KVA/230V /13.3A	Honda GX390 Stage V Compliant Gasoline 4-stroke 11.1 hp	1/389 cm^3	Idle 3000 RPM	70	630 x 490 x 540
Vantage® 410 CE	K4178-1	Diesel	30-410	350A/32V/100% 410A/23V/100%	12.5 kW	115V/30A 1ph 230V/16A 1ph 400V/16A 3ph	Kubota V1505 Stage V	4	Full load: 1800 Low idle: 1350	488	913 x 642 x 1524

OUTBACK® 200

Built for the outdoors! Great for service trucks, fence contractors, maintenance crews, farmers, ranchers and anyone who needs portable DC stick welding and AC generator power!

- Available welding current up to 200A.
- Engine power 8.2kW for 3.5kW of continuous single phase power to operate industrial tools or an additional inverter welder.
- A gasoline engine powered DC stick welding power source and 230 / 110 volt AC power generator. The engine drives a generator that supplies single phase power for the DC welding circuit and single phase power for the AC auxiliary outlets.
- DC Welding with up to 5.0 mm Electrode – Up to 170A of DC output for many applications.
- Lab tested, field proven ruggedness and durability.
- Engineered for outdoor use and harsh environments (IP23 Rated)
- Equipped with a smooth-running, industry-proven 11.1 hp Honda Gasoline.
- Meets the latest compliance standards for RoHS, CE, and Stage V emissions.
- Low noise operations at 97 dB.

Processes

Stick

Applications

- Structural
- Construction
- Maintenance and Repair
- Contractors
- Ranch/Farm

Input

G

Output

CC | DC | 3,5 kW (Auxiliary) | 4,6 kW (Welding) | 11,1 hp

Stage V compliant

Product	Reference	Current Range (A)	Rated Output	Type of Engine	AC generator power	AC generator receptacles	Cylinders	Operation Speed	Weight (kg)	Dimensions H x W x D (mm)
Outback® 200	K14294-1	20-170	170A@60% 150A@100%	Honda GX390 Stage V Compliant Gasoline 4-stroke 11.1 hp	8.2 kW	2.1KVA/110V /19A 3.3KVA/230V /13.3A	1/389 cm^3	3000 RPM	70	630 x 490 x 540

VANTAGE® 410 CE

Multi-process capability for construction, pipeline and rental fleet applications.

- Compact case with stainless steel enclosure.
- Multi-Process Welding, separate Arc Gouge Mode.
- VRD (Voltage Reduction Device) in CC-stick welding mode for added safety.
- 4 cylinder 1800 RPM Kubota® diesel engines run smoothly and quietly.
- Low Noise: 97.0 dBA Lwa sound power – one of the quietest 400 amp engine-driven welders available. Upgraded to meet the latest stage.
- V Standards and RoHS Directive 2011/65.

Processes

Stick, TIG, MIG, Flux-Cored, Gouging

Applications

- Chemical Plant
- Construction
- Pipeline
- Repair
- Rental

Input

D

Output

CC CV | DC

Product	Reference	Current Range (A)	Rated Output	Type of Engine	AC generator power	AC generator receptacles	Cylinders	Operation Speeds (rpm)	Weight (kg)	Dimensions H x W x D (mm)
Vantage® 410 CE	K4178-1	30-410	350A/32V/100% 410A/23V/100%	Kubota V1505 Stage V	12.5 KW1ph	115V/30A 1ph 230V/16A 1ph 400V/16A 3ph	4	Full load: 1800 Low idle: 1350	488	913 x 642 x 1524

		Outback® 200	Vantage® 410 CE
Four-wheeled Steerable Yard Trailer	K2641-2		●
Two-wheeled Trailer	K2636-1		●
Ground cable 400A – 70 mm² – 5 / 10 / 15 m	GRD-400A-70-xM		●
Electrode holder, 400A – 70 mm² – 5 / 10 m	E/H-400A-70-xM		●
Adapter M14 / Female Connector	K10376		●
Remote control (15 m)	K10095-1-15M		●
Remote output control (7.6 m)	K857		●
Remote output control (30.4 m)	K857-1		●
Foot Amptrol®	K870		●
Accessory set 400A	K704		●
Kit handles	K14295-1	●	
Kit wheels	K14296-1	●	

Remote control
K10095-1-15M

Foot Amptrol™
K870

Remote output control
K857 K857-1

Ground cable
GRD-400A-70-xM

Four-wheeled Steerable Yard Trailer
K2641-2

Two-wheeled Trailer
K2636-1

Kit handles
K14295-1

Kit wheels
K14296-1

EQUIPMENT OPTIONS

COOLERS

Cool Arc® 21
K14103-1

Cool Arc®24
K14190-1

Cool Arc® 46
K14105-1

Cool Arc® 50
K14050-1

Cool Wave™ 20S
K4713-1

Cool Arc® 27
K14334-1

Cool Arc® 60
K14297-1

Cool Arc® 40
K1813-1
K2187-1

Cool Arc® 25
K14037-1

Cool Arc® 26
K14182-1

Product	Reference	Powertec® 425S	Powertec® 505S	CV-510	Powertec® I380C Advanced	Powertec® I450C Advanced	Powertec® I350S	Powertec® I420S	Powertec® I500S	Speedtec® 320CP	Speedtec® 400SP	Speedtec® 500SP	Power Wave® S500 CE	Power Wave® S700 CE	Invertec® 275TP	Invertec® 300TPX	Invertec® 400TPX	Aspect® 200	Aspect® 300
Cool Arc® 21	K14103-1															●			
Cool Arc® 24	K14190-1																	●	
Cool Arc® 46	K14105-1									●							●		●
Cool Arc® 50	K14050-1												●						
Cool Arc® 60	K14297-1										●	●							
Cool Arc® 26	K14182-1				●	●	●	●	●										
Cool Arc® 25	K14037-1	●	●	●															
Cool Wave™ 20S	K4713-1												●	●					
Cool Arc® 27	K14334-1														●				

Product	Reference	Input Voltage	Plug	Flow sensor	Cooling Power @1l/min	Tank capacity (l)	Maximum pressure rate (Mpa)	Position	Weight (kg)	Dimensions H x W x D (mm)
Cool Arc® 21	K14103-1	400V* 50/60Hz 1Ph	Molex	●	0.75	3.6	0.4	Horizontal	18	276 x 246 x 540
Cool Arc® 24	K14190-1	390V DC*		●	0.87	2.3	0.43		18	
Cool Arc® 46	K14105-1	230V/400V* 50/60Hz 1Ph	9pin socket	●	1.0	6.0	0.4		22.7	255 x 300 x 700
Cool Arc® 50	K14050-1		Molex	●	1.15	9.2	0.4		21	265 x 355 x 700
Cool Arc® 60	K14297-1	230V/400V/440V* 50/60Hz 1Ph		●	1.1	4.5	0.47		22	224 x 291 x 663
Cool Arc® 26	K14182-1	230V/400V* 50/60Hz 1Ph		●	0.84	4.0	0.47	Vertical	18	680 x 260 x 150
Cool Arc® 25	K14037-1	230V 50/60Hz 1Ph	16A Schuko plug	–	1.05	8.5	0.4		17	748 x 238 x 248
Cool Arc® 40	K1813-1	115V 50/60Hz 1Ph	NEMA Type 5-15P	Option	1.7	7.57	0.41	Horizontal/ Vertical	21.1	863 x 229 x 229
	K2187-1	230V 50/60Hz 1Ph	16A Schuko plug							
Cool Wave™ 20S	K4713-1	115V* 50/60Hz 1Ph	115V C14 Receptacle	●	2.0	9.0	0.41	Vertical	44	379 x 406 x 780
Cool Arc® 27	K14334-1	565Vdc	Molex	●	0.85	2.2	0.7	Horizontal	8	160 x 230 x 498

* supplied by the welding power source

TWO-WHEELED UNDERCARRIAGE
W0200002

UNIVERSAL TROLLEY
W000375730

CART TPX
K14129-1

CART PW S
K14085-1

CART 24
K14191-1

FOUR-WHEELED CART ST/TPX
K14114-1

INVERTER AND WIRE FEEDER CART
K3059-4

FOUR-WHEELED CART SPEEDTEC
K14298-1

CART HD
K14350-1

TWO WHEELED TRAILER
K2636-1

FOUR WHEELED STEERABLE YARD TRAILER
K2641-2

FOUR-WHEELED UNDERCARRIAGE
K2694-1

Product	Reference	Speedtec® 180C	Speedtec® 200C	Speedtec® 320CP	Speedtec® 400SP	Speedtec® 500SP	Flextec 350XP	Flextec 650X	Power Wave® S500 CE	LF52D / LF56D / PF56D	Invertec® 400SX	Invertec® 175TP	Invertec® 220TPX	Invertec® 275TP	Invertec® 275S	Invertec® 300TPX	Invertec® 400TPX	Aspect® 200	Aspect® 300	Invertec® PC-210	Vantage® 410 CE
Two-wheeled undercarriage	W0200002												●							●	
Universal trolley	W000375730											●									
Cart TPX	K14129-1																●		●		
Four-wheeled Cart ST/TPX	K14114-1	●	●													●					
Tool box for Cart ST/TPX	K14115-1	●	●													●					
Cart 24	K14191-1													●	●			●			
Four-wheeled undercarriage Speedtec gen III	K14298-1				●	●															
Four-wheeled undercarriage Speedtec	K14096-1			●																	
Cart Dual Speedtec	K14346-1				●	●															
Inverter and Wire Feeder Cart	K3059-4						●	●	●												
Cart PW S	K14085-1								●												
Cart HD for feeders	K14350-1									●											
Two Wheeled Trailer	K2636-1																				●
Four Wheeled Steerable Yard Trailer	K2641-2																				●
Four Wheeled undercarriage	K2694-1										●										

OTHER ACCESSORIES

Product	Reference	Powertec® i250C Advanced	Powertec® i320C Advanced	Powertec® i380C Advanced	Powertec® i450C Advanced	Flextec 350XP	Flextec 650X	Power Wave® C300 CE	Invertec® 400SX	Linc 405-5A	Linc 635-5A	Invertec® 175TP	Invertec® 220TPX	Invertec® 275TP	Invertec® 275S	Invertec® 300TPX	Invertec® 400TPX	Aspect® 200	Aspect® 300	Tomahawk® 1538	Vantage® 410 CE	Speedtec® 400/500SP
Remote control 1pot 6pin (15 m)	K10095-1-15M	● (1)(2)	● (1)(2)	● (1)(2)	● (1)(2)	●	● (1)	● (1)	●	●	●			●	●							
Remote control TIG HF (1pot) 6pin (15 m)	K10398	●	●	●	●	●	●	●	●	●	●											
Extension for K10095-1-15M (15 m)	K14147-1	● (1)(2)	● (1)(2)	● (1)(2)	● (1)(2)	●	● (1)	● (1)	●	●	●	●	●			●	●	●	●	●	●	●
Extension for K14147-1 (15 m)	K14148-1	●	●	●	●	●	●	●	●	●	●	●	●			●	●	●	●	●	●	●
Remote control 2-switches 12pin (7 m)	K14091-1	● (2)	● (2)	● (2)	● (2)			●														
Remote control 6pin (7.6 m)	K857	● (1)(2)	● (1)(2)	● (1)(2)	● (1)(2)	●	● (1)	● (1)	●	●	●											
Remote control 6pin (30.4 m)	K857-1	● (1)(2)	● (1)(2)	● (1)(2)	● (1)(2)	●	● (1)	● (1)	●	●	●											
Remote control 12pin (7.6 m)	K857-2	● (2)	● (2)	● (2)	● (2)	●	●	●														
Remote control 12pin (30.4 m)	K857-3	● (2)	● (2)	● (2)	● (2)	●	●	●														
Foot amptrol 6pin (7.6 m)	K870					● (1)	● (1)					●	●	●	●	●	●	●	●	●	●	●
Foot amptrol 12pin (7.6 m)	K870-2					●	●															
Hand amptrol 6pin (7.6 m)	K963-3					● (1)	● (1)															
Remote Control RC-7 Advanced	K14203-1	● (2)	● (2)	● (2)	● (2)																	● (3)

(1) K2909-1 adapter required
(2) K14290-1 kit required
(3) K14348-1 kit required

Product	Reference	Linc Feed 33 / 33S	Power Feed® 84 Single	Power Feed® 84 Dual	Power Feed® 25M	Linc Feed 56D / Power Feed® 56D
Remote control 1pot 6pin (15 m)	K10095-1-15M		● (1)	● (1)	● (1)	● (1)
Remote control TIG HF (1pot) 6pin (15 m)	K10398		●	●	●	●
Extension for K10095-1-15M (15 m)	K14147-1		● (1)	● (1)	● (1)	● (1)
Extension for K14147-1 (15 m)	K14148-1		●	●	●	●
Remote control 2-switches 12pin (7 m)	K14091-1		●	●	●	●
Remote control 6pin (5 m)	K14034-1	●				
Remote control 6pin (7.6 m)	K857		● (1)	● (1)	● (1)	● (1)
Remote control 6pin (30.4 m)	K857-1		● (1)	● (1)	● (1)	● (1)
Remote control 12pin (7.6 m)	K857-2		●	●	●	●
Remote control 12pin (30.4 m)	K857-3		●	●	●	●
Remote control RC-U7 Advanced	K14203-1					●

(1) K2909-1 adapter required

K10095-1-15M **Remote control (1pot) 6pin (15 m)**

K14147-1 **Remote control TIG HF (1pot) 6pin (15 m)**

K10398 **Extension for K10095-1-15M (15 m)**

K14148-1 **Extension for K14147-1 (15 m)**

K870 **Foot amptrol 6pin (7.6 m)**

K870-2 **Foot amptrol 12pin (7.6 m)**

K857 **Remote control 6pin (7.6 m)**

K857-1 **Remote control 6pin (30.4 m)**

K857-2 **Remote control 12pin (7.6 m)**

K857-3 **Remote control 12pin (30.4 m)**

K963-3 **Hand amptrol 6pin (7.6 m)**

Provides 7.6 m of remote current control for TIG welding. Compatible with power sources with 6-pin remote connection.

K14203-1 **Remote Control RC-7 Advanced**

Product	Reference	Powertec® 425S / 505S	CV510	Powertec® i350S / i420S / i500S	Speedtec® 400SP / 500SP	Power Wave® S500	Power Wave® S700	Flextec® 350XP	Flextec® 650X	Linc Feed 24M / 24M PRO	Linc Feed 33 / 33s	Linc Feed 52D/56D/PF56D	LN-25 Pro	LN-25 Pro Dual	Activ8X/ Activ8X® Pipe™	LN-25X	Flex Feed® 74 HT	Flex Feed® 84	Power Feed® 25M	Power Feed® 84
AIR COOLED CONNECTION CABLE (TM-TM WELDING CABLE, GAS HOSE & CONTROL CABLE)																				
Intermediate cable 5 m (70 mm², 14Pin-9Pin)	K10347-PG-5M	●	●							●	●			● (3)						
Intermediate cable 10 m (70 mm², 14Pin-9Pin)	K10347-PG-10M	●	●							●	●			● (3)						

WATER COOLED CONNECTION CABLE (TM-TM WELDING CABLE, WATER HOSES, GAS HOSE & CONTROL CABLE)																				
Intermediate cable 5 m (70 mm², 14Pin-9Pin)	K10347-PGW-5M	●	●							●	●									
Intermediate cable 10 m (70 mm², 14Pin-9Pin)	K10347-PGW-10M	●	●							●	●									

AIR COOLED CONNECTION CABLE (TM-TM WELDING CABLE, GAS HOSE & CONTROL CABLE)																				
Intermediate cable 3 m (95 mm², 5Pin-5Pin)	K10349-PG-3M					●													●	●
Intermediate cable 5 m (95 mm², 5Pin-5Pin)	K10349-PG-5M					●													●	●
Intermediate cable 10 m (95 mm², 5Pin-5Pin)	K10349-PG-10M					●													●	●
Intermediate cable 15 m (95 mm², 5Pin-5Pin)	K10349-PG-15M					●													●	●
Intermediate cable 20 m (95 mm², 5Pin-5Pin)	K10349-PG-20M					●													●	●
Intermediate cable 30 m (95 mm², 5Pin-5Pin)	K10349-PG-30M					●													●	●

WATER COOLED CONNECTION CABLE (TM-TM WELDING CABLE, WATER HOSES, GAS HOSE & CONTROL CABLE)																				
Intermediate cable 3 m (95 mm², 5Pin-5Pin)	K10349-PGW-3M					●													●	●
Intermediate cable 5 m (95 mm², 5Pin-5Pin)	K10349-PGW-5M					●													●	●
Intermediate cable 10 m (95 mm², 5Pin-5Pin)	K10349-PGW-10M					●													●	●
Intermediate cable 15 m (95 mm², 5Pin-5Pin)	K10349-PGW-15M					●													●	●
Intermediate cable 20 m (95 mm², 5Pin-5Pin)	K10349-PGW-20M					●													●	●
Intermediate cable 30 m (95 mm², 5Pin-5Pin)	K10349-PGW-30M					●													●	●

AIR COOLED CONNECTION CABLE (TM-TM WELDING CABLE, GAS HOSE & CONTROL CABLE)																				
Intermediate cable 1 m (70 mm², 5Pin-5Pin)	K14198-PG			●	●							●								
Intermediate cable 3 m (70 mm², 5Pin-5Pin)	K14198-PG-3M			●	●							●								
Intermediate cable 5 m (70 mm², 5Pin-5Pin)	K14198-PG-5M			●	●							●								
Intermediate cable 10 m (70 mm², 5Pin-5Pin)	K14198-PG-10M			●	●							●								
Intermediate cable 15 m (95 mm², 5Pin-5Pin)	K14198-PG-15M			●	●							●								
Intermediate cable 20 m (95 mm², 5Pin-5Pin)	K14198-PG-20M			●	●							●								
Intermediate cable 25 m (95 mm², 5Pin-5Pin)	K14198-PG-25M			●	●							●								
Intermediate cable 30 m (95 mm², 5Pin-5Pin)	K14198-PG-30M			●	●							●								

OTHER ACCESSORIES

Product	Reference	Powertec® 425S / 505S	CV510	Powertec® i350S / i420S / i500S	Speedtec® 400SP / 500SP	Power Wave® S500	Power Wave® S700	Flextec® 350XP	Flextec® 650X	Linc Feed 24M / 24M PRO	Linc Feed 33 / 33s	Linc Feed 52D/56D/PF56D	LN-25 Pro	LN-25 Pro Dual	Activ8X/ Activ8X® Pipe™	LN-25X	Flex Feed® 74 HT	Flex Feed® 84	Power Feed® 25M	Power Feed® 84
WATER COOLED CONNECTION CABLE (TM-TM WELDING CABLE, WATER HOSES, GAS HOSE & CONTROL CABLE)																				
Intermediate cable 1 m (95 mm², 5Pin-5Pin)	K14199-PGW			●	●							●								
Intermediate cable 3 m (95 mm², 5Pin-5Pin)	K14199-PGW-3M			●	●							●								
Intermediate cable 5 m (95 mm², 5Pin-5Pin)	K14199-PGW-5M			●	●							●								
Intermediate cable 10 m (95 mm², 5Pin-5Pin)	K14199-PGW-10M			●	●							●								
Intermediate cable 15 m (95 mm², 5Pin-5Pin)	K14199-PGW-15M			●	●							●								
Intermediate cable 20m (95 mm², 5Pin-5Pin)	K14199-PGW-20M			●	●							●								
Intermediate cable 25m (95 mm², 5Pin-5Pin)	K14199-PGW-25M			●	●							●								
Intermediate cable 30m (95 mm², 5Pin-5Pin)	K14199-PGW-30M			●	●							●								
ANALOGUE CONTROL CABLES																				
Male 14-pin to Female 14-pin 3.1 m	K1797-10							●	●					●			●	●		
Male 14-pin to Female 14-pin 7.6 m	K1797-25							●	●					●			●	●		
Male 14-pin to Female 14-pin 15.2 m	K1797-50							●	●					●			●	●		
Male 14-pin to Female 14-pin 30.4 m	K1797-100							●	●					●			●	●		
DIGITAL ARCLINK/LINC-NET CONTROL CABLES																				
Male 5-pin to Female 5-pin 2.4 m	K1543-8					●	●	●	●			●							●	●
WELD POWER CABLES																				
3/0, 600A/60% Lug to Lug connection 3.1 m	K1842-10					● (1)	●	● (1)	●				●	●	● (2)	● (2)	●	●	●	●
3/0, 600A/60% Lug to Lug connection 10.5 m	K1842-35					● (1)	●	● (1)	●				●	●	● (2)	● (2)	●	●	●	●
3/0, 600A/60% Lug to Lug connection 18 m	K1842-60					● (1)	●	● (1)	●				●	●	● (2)	● (2)	●	●	●	●
4/0, 600A/60% Lug to Lug connection 33.5 m	K1842-110					● (1)	●	● (1)	●				●	●	● (2)	● (2)	●	●	●	●
Twist Mate to Twist Mate, 10 m, 70 mm²	K14166-1					●	● (2)	●	● (2)				● (1)	● (1)	●	●	●	●	● (1)	●
Twist Mate to Twist Mate, 15 m, 70 mm²	K14166-2					●	● (2)	●	● (2)				● (1)	● (1)	●	●	●	●	● (1)	●
Twist Mate to Twist Mate, 5 m, 70 mm²	K14166-3					●	● (2)	●	● (2)				● (1)	● (1)	●	●	●	●	● (1)	●
Twist Mate to Twist Mate, 30 m, 70 mm²	K14166-4					●	● (2)	●	● (2)				● (1)	● (1)	●	●	●	●	● (1)	●
Twist Mate to Twist Mate, 30 m, 95 mm²	K14167-1					●	● (2)	●	● (2)				● (1)	● (1)	●	●	●	●	● (1)	●
Twist Mate to Twist Mate, 5 m, 95 mm²	K14167-2					●	● (2)	●	● (2)				● (1)	● (1)	●	●	●	●	● (1)	●
Twist Mate to Twist Mate, 10 m, 95 mm²	K14167-3					●	● (2)	●	● (2)				● (1)	● (1)	●	●	●	●	● (1)	●
Twist Mate to Twist Mate, 15 m, 95 mm²	K14167-4					●	● (2)	●	● (2)				● (1)	● (1)	●	●	●	●	● (1)	●
COAXIAL WELD POWER CABLES (RECOMMENDED FOR STT)																				
350A/60% Lug to Lug connection 25ft. (7.6m)	K1796-25					● (1)	●		●										●	●
350A/60% Lug to Lug connection 50ft. (15.2m)	K1796-50					● (1)	●		●										●	●
300A/60% Lug to Lug connection 75ft. (22.8m)	K1796-75					● (1)	●		●										●	●
300A/60% Lug to Lug connection 100ft. (30.4m)	K1796-100					● (1)	●		●										●	●

(1) K10377 (M) adapter required
(2) K10376 (F) adapter required

Product	Reference	Powertec® 305C (2R)	Powertec® 305C (4R)	Powertec® i250C/i320C/i380C/i450C	Speedtec® 180C/200C/215C	Speedtec® 320CP	Power Wave® C300	Linc Feed 24M/24M PRO	Linc Feed 33	Linc Feed 33S	Linc Feed 52D/56D/PF56D	LN-25 Pro / LN-25 Pro Dual	Activ8X/ Activ8X® Pipe™	LN-25X	Flex Feed® 74 HT	Flex Feed® 84	Power Feed® 25M	Power Feed® 84	Quickmig® 250/300
DRIVE ROLLS																			
Solid wires																			
Solid drive roll 0.6/0.8	KP69025-0608																		●
Solid drive roll 0.8/0.9	KP69025-0809																		●
Solid drive roll 0.8/1.0	KP69025-0810																		●
Solid drive roll 1.0/1.2	KP69025-1012																		●
Solid drive roll 1.2/1.6	KP69025-1216																		●
Cored wires																			
Flux cored drive roll 0.6/0.8	KP69025-0608R																		●
Flux cored drive roll 0.8/0.9	KP69025-0809R																		●
Flux cored drive roll 1.0/1.2	KP69025-1012R																		●
Flux cored drive roll 0.8/1.0	KP69025-0810R																		●
Flux cored drive roll 1.2/1.6	KP69025-1216R																		●
Aluminium wires																			
Aluminium drive roll 0.6/0.8	KP69025-0608A																		●
Aluminium drive roll 0.8/0.9	KP69025-0809A																		●
Aluminium drive roll 1.0/1.2	KP69025-1012A																		●
Aluminium drive roll 0.8/1.0	KP69025-0810A																		●
Aluminium drive roll 1.2/1.6	KP69025-1216A																		●

DRIVE ROLL KIT (2R) – KIT CONTAINS 1 ROLL Ø 37 mm																			
Solid wires																			
Drive roll V0.6-0.8 Ø37	KP14016-0.8	●	● (1)		●	● (1)		● (1)	● (1)										
Drive roll V0.8-1.0 Ø37	KP14016-1.0	●	● (1)		●	● (1)		● (1)	● (1)										
Drive roll V1.0-1.2 Ø37	KP14016-1.2	●	● (1)		●	● (1)		● (1)	● (1)										
Cored wires																			
Drive roll VK0.9-1.1 Ø37	KP14016-1.1R	●	● (1)		●	● (1)		● (1)	● (1)										
Drive roll VK1.2-1.6 Ø37	KP14016-1-6R	●	● (1)		●	● (1)		● (1)	● (1)										
Aluminium wires																			
Drive roll U1.0-1.2 Ø37	KP14016-1.2A	●	● (1)		●	● (1)		● (1)	● (1)										

DRIVE ROLL KIT (4R) – KIT CONTAINS 2 ROLLS Ø 37 mm																			
Solid wires																			
Drive rolls V0.6-0.8	KP14017-0.8		●			●		●	●										
Drive rolls V0.8-1.0	KP14017-1.0		●			●		●	●										
Drive rolls V1.0-1.2	KP14017-1.2		●			●		●	●										
Drive rolls V1.2-1.4	KP14017-1-4		●			●		●	●										
Roll V1.3-V1.4 – 2pcs	KP14017-V13/V14		●			●		●	●										
Drive rolls V1.2-1.6	KP14017-1.6		●			●		●	●										
Cored wires																			
Drive rolls VK0.9-1.1	KP14017-1.1R		●			●		●	●										
Drive rolls VK1.2-1.6	KP14017-1.6R		●			●		●	●										
Drive rolls VK1.6-2.4	KP14017-2.4R		●			●		●	●										
Aluminium wires																			
Drive rolls U1.0-1.2	KP14017-1.2A		●			●		●	●										
Drive rolls U1.2-1.6	KP14017-1.6A		●			●		●	●										

DRIVE ROLLS

Product	Reference	Powertec® 305C (2R)	Powertec® 305C (4R)	Powertec® i250C/i320C/i380C/i450C	Speedtec® 180C/200C/215C	Speedtec® 320CP	Power Wave® C300	Linc Feed 24M/24M PRO	Linc Feed 33	Linc Feed 33S	Linc Feed 52D/56D/PF56D	LN-25 Pro / LN-25 Pro Dual	Activ8X/ Activ8X® Pipe™	LN-25X	Flex Feed® 74 HT	Flex Feed® 84	Power Feed® 25M	Power Feed® 84	Quickmig® 250/300
DRIVE ROLL KIT (4R) – KIT CONTAINS 2 ROLLS Ø 37 mm																			
Solid wires																			
Drive rolls V0.6-0.8	KP10344-0.8									●									
Drive rolls V0.8-1.0	KP10344-1.0									●									
Drive rolls V1.0-1.2	KP10344-1.2									●									
Drive rolls V1.2-1.6	KP10344-1.6									●									
Cored wires																			
Drive rolls VK1.2-1.6	KP10344-1.6C									●									
Drive rolls VK1.6-2.4	KP10344-2.4C									●									
Aluminium wires																			
Drive rolls U1.0-1.2	KP10344-1.2A									●									
Drive rolls U1.2-1.6	KP10344-1.6A									●									

DRIVE ROLL KIT (4R/TWIN) – KIT CONTAINS 4 ROLLS Ø 37 mm AND WIRE GUIDES																			
Solid wires																			
Roll kit 0.6/0.8VT FI37 4 pcs Green/Blue	KP14150-V06/08			●							●								
Roll kit 0.8/1.0VT FI37 4 pcs Blue/Red	KP14150-V08/10			●							●								
Roll kit 0.9/1.1VT FI37 4 pcs	KP14150-V09/11			●							●								
Roll kit 1.0/1.2VT FI37 4 pcs Red/Orange	KP14150-V10/12			●							●								
Roll kit 1.2/1.6VT FI37 4 pcs Orange/Yellow	KP14150-V12/16			●							●								
Roll kit 1.4/2.0VT FI37 4 pcs	KP14150-V14/20			●							●								
Roll kit 1.6/2.4VT FI37 4 pcs Yellow/Grey	KP14150-V16/24			●							●								
Cored wires																			
Roll kit 0.9/1.1RT FI37 4 pcs	KP14150-V09/11R			●							●								
Roll kit 1.0/1.2RT FI37 4 pcs -/Orange	KP14150-V10/12R			●							●								
Roll kit 1.2/1.6RT FI37 4 pcs Orange/Yellow	KP14150-V12/16R			●							●								
Roll kit 1.4/2.0RT FI37 4 pcs	KP14150-V14/20R			●							●								
Roll kit 1.6/2.4RT FI37 4 pcs Yellow/Grey	KP14150-V16/24R			●							●								
Aluminium wires																			
Roll kit 0.6/0.8AT FI37 4 pcs Green/Blue	KP14150-U06/08A			●							●								
Roll kit 0.8/1.0AT FI37 4 pcs Blue/Red	KP14150-U08/10A			●							●								
Roll kit 1.0/1.2AT FI37 4 pcs Red/Orange	KP14150-U10/12A			●							●								
Roll kit 1.2/1.6AT FI37 4 pcs Orange/Yellow	KP14150-U12/16A			●							●								
Roll kit 1.6/2.4AT FI37 4 pcs Yellow/Grey	KP14150-U16/24A			●							●								

DRIVE ROLL KIT (2R/MAXTRAC) – KIT CONTAINS 2 ROLLS AND WIRE GUIDE																			
Solid wires																			
Drive roll kit 0.6-0.8 mm	KP1696-030S						●					●	●	●			●		
Drive roll kit 0.9 mm	KP1696-035S						●					●	●	●			●		
Drive roll kit 1.1 mm	KP1696-045S						●					●	●	●			●		
Drive roll kit 1.3 mm	KP1696-052S						●					●	●	●			●		
Drive roll kit 1.6 mm	KP1696-1/16S						●					●	●	●			●		
Drive roll kit 0.9-1.2 mm	KP1696-1						●					●	●	●			●		
Drive roll kit 1.0 mm	KP1696-2						●					●	●	●			●		
Cored wires																			
Drive roll kit 0.8-0.9 mm	KP1697-035C						●					●	●	●			●		
Drive roll kit 1.0-1.2 mm	KP1697-045C						●					●	●	●			●		
Drive roll kit 1.3 mm	KP1697-052C						●					●	●	●			●		
Drive roll kit 1.8 mm	KP1697-068						●					●	●	●			●		
Drive roll kit 1.6 mm	KP1697-1/16C						●					●	●	●			●		
Drive roll kit 2.4 mm	KP1697-3/32						●					●	●	●			●		
Drive roll kit 2.0 mm	KP1697-5/64						●					●	●	●			●		
Aluminium wires																			
Drive roll kit 0.9 mm	KP1695-035A						●					●	●	●			●		
Drive roll kit 1.0 mm	KP1695-040A						●					●	●	●			●		
Drive roll kit 1.2 mm	KP1695-3/64A						●					●	●	●			●		
Drive roll kit 1.6 mm	KP1695-1/16A						●					●	●	●			●		

Product	Reference	Powertec® 305C (2R)	Powertec® 305C (4R)	Powertec® i250C/i320C/i380C/i450C	Speedtec® 180C/200C/215C	Speedtec® 320CP	Power Wave® C300	Linc Feed 24M/24M PRO	Linc Feed 33	Linc Feed 33S	Linc Feed 52D/56D PF56D	LN-25 Pro / LN-25 Pro Dual	Activ8X Activ8X® Pipe™	LN-25X	Flex Feed® 74 HT	Flex Feed® 84	Power Feed® 25M	Power Feed® 84	Quickmig® 250/300
DRIVE ROLL KIT (4R/HIGH TORQUE) – KIT CONTAINS 4 ROLLS AND WIRE GUIDES																			
Solid wires																			
Drive roll kit 0.6-0.8 mm	KP1505-030S														●	●		●	
Drive roll kit 0.9 mm	KP1505-035S														●	●		●	
Drive roll kit 1.0 mm	KP1505-040S														●	●		●	
Drive roll kit 0.9-1.2 mm	KP1505-1														●	●		●	
Drive roll kit 1.0-1.1 mm	KP1505-045S														●	●		●	
Drive roll kit 1.3 mm	KP1505-052S														●	●		●	
Drive roll kit 1.6 mm	KP1505-1/16S														●	●		●	
Cored and Solid wires																			
Drive roll kit 0.8-0.9 mm	KP1505-035C														●	●		●	
Drive roll kit 1.0-1.1 mm	KP1505-045C														●	●		●	
Drive roll kit 1.3 mm	KP1505-052C														●	●		●	
Drive roll kit 1.6 mm	KP1505-1/16C														●	●		●	
Drive roll kit 2.8 mm	KP1505-7/64														●	●		●	
Drive roll kit 2.8 mm, hardfacing	KP1505-7/64H														●	●		●	
Drive roll kit 3.0 mm	KP1505-120														●	●		●	
Drive roll kit 1.7-1.8 mm	KP1505-068														●	●		●	
Drive roll kit 2.0 mm	KP1505-5/64														●	●		●	
Drive roll kit 2.4 mm	KP1505-3/32														●	●		●	
Aluminium wires																			
Drive roll kit 0.9 mm	KP1507-035A														●	●		●	
Drive roll kit 1.0 mm	KP1507-040A														●	●		●	
Drive roll kit 1.2 mm	KP1507-3/64A														●	●		●	
Drive roll kit 1.6 mm	KP1507-1/16A														●	●		●	
Drive roll kit 2.4 mm	KP1507-3/32A														●	●		●	

THE NEXT TIG GENERATION

INVERTEC® 275 TP

RELIABILITY

- **Industrial Design – True HD Tested, IP 23**
- High Duty cycle – 270A@40% / 230A@60% / 200A@100%
- Digital welding current control

COMFORT

- **Light and portable (16 kg)**
- Modular design, flexible configuration
- Innovative & intuitive interface with advanced support

HIGH PERFORMANCE

- **Advanced functions: Tack for thin, Bi-level TIG, DC Pulse**
- Easy and qualitative welding
- Guided setup

TRUE HD
HEAVY DUTY TEST
LINCOLN ELECTRIC

ECO FRIENDLY WELDING & CUTTING

LINCOLN ELECTRIC 3 Year warranty Parts & Labour PERFORMANCE PLUS PROTECTION

WELDLINE
by Lincoln Electric
PROMIG
WELDLINE
by Lincoln Electric

MIG GUNS

PERFORMANCE DEFINED

We are excited to present new products in our premium **LINCGUN® PROMIG™ family!**

LINCGUN® PROMIG™ UD

PARAMETER CONTROL

Supplied with a **2-button module (Up/Down)** already installed and a **Cross-Switch module**, easy to change by yourself, just unscrew one screw.

Up/Down module to adjust the Wire Feeding Speed (WFS). Pressing the upper button will increase the speed, pressing the lower button will decrease it.

NEW

The **Cross Switch module** allows you to switch between different welding modes and to adjust the WFS.

Use the Cross Switch module to chose one of the following options:

1. Wire Feeding Speed and Arc Length / Trim

2. Wire Feeding Speed and Job

3. Wire Feeding Speed and Procedure A-B

WATCH THE VIDEO

LINCGUN® PROMIG™

Premium MIG welding guns. Doubled warranty. Tested, approved & trusted.

TOP FEATURES

- Resistant to mechanical damage and high temperatures
- Long-life, proprietary wear parts delivering up to 70% more welding wire per contact tip
- Dedicated high quality liners ensuring smooth wire feeding
- Simplified use and wear parts management to reduce downtime
- Model 230T with a rotatable swan neck
- Screwed nozzle
- Wide range
- Extended warranty, double the industry standard
- Delivered ready to weld: with a long-life contact tip and a liner
- Wear parts common to the previous PROMIG range
- Compliant with EN 60974-7 norm
- **Also available : LINCGUN® PROMIG™ UD, supplied with a 2-button module (Up/Down) already installed and a Cross-Switch module**

Nylon base with a fibre glass compound swan neck insulation

Water cooled swan necks

Reliable trigger tested in harsh conditions

Firm grip handle, two sizes



Special handle construction with air pockets which insulate the handle from the heat and extend the life of the gun

Mono-bloc nozzle: double nozzle seat insulation with PTFE and silicon glass

Additional strengthening ring protecting the swan neck against mechanical damage

Special liners made of higher tensile raw materials produce stiffer liners, provide less friction and last longer

Unfailing power cables designed and engineered to withstand over 1 million bends

Ergonomic, flexible ball joint handle

Choose your gun

rating calculated using CO_2

air cooled
water cooled

Series	Size	Rate	160A	180A	200A	230A	250A	270A	330A	350A	420A	500A
LG PROMIG	230T	60%										
	270											
	300											
	400											
	330W	100%										
	400W											
	500W											

MIG/MAG TORCHES

AIR-COOLED MODELS

		LG PROMIG 230T	LG PROMIG 270	LG PROMIG 300	LG PROMIG 300 UD	LG PROMIG 400
Duty cycle	CO_2	230 A @ 60%	270 A @ 60%	300 A @ 60%		400 A @ 60%
	M21	200 A @ 60%	240 A @ 60%	270 A @ 60%		370 A @ 60%
Wire diameter options		0.8-1.0 mm	0.8-1.0 mm	1.0-1.2 mm		1.0-1.6 mm
Original equipment	Contact tip	0.8 mm steel	1.0 mm steel	1.2 mm steel		1.2 mm steel
	Nozzle	Ø 12 mm	Ø 14 mm	Ø 16 mm		Ø16 mm
Handle size, other feature		Small, rotatable swan neck for comfortable welding in hard-to-reach places	Small	Large		Large
Typical application		Thin plates, automotive industry, out of position welding	Thin plates, light, fabrication, locksmithing	Vessel, manufacture, steel structures, boiler making, structural steelwork		Thick plates, heavy duty welding when water cooling is not possible
		Reference				
	3 m	W000275408-2	W000345060-2	W000345066-2	-	W000345072-2
	4 m	W000275419-2	W000345061-2	W000345067-2	W100000297	W000345073-2
	5 m	W000275420-2	W000345062-2	W000345068-2	-	W000345074-2

WATER-COOLED MODELS

		LG PROMIG 330W	LG PROMIG 400W	LG PROMIG 500W	LG PROMIG 500 W UD
Duty cycle	CO_2	330 A @ 100%	400 A @ 100%	500 A @ 100%	
	M21	300 A @ 100%	370 A @ 100%	450 A @ 100%	
Wire diameter options		0.8-1.0 mm	1.0-1.2 mm	1.0-1.6 mm	
Original equipment	Contact tip	1.0 mm steel	1.2 mm steel	1.2 mm steel	
	Nozzle	Ø 14 mm	Ø 16 mm	Ø 16 mm	
Handle size		Small	Small	Large	
Typical application		Precision and high-intensity applications	Intensive applications such as boiler making, structural steelwork, mechanical welding	Thick plates, heavy duty welding	
		Reference			
	3 m	W000345063-2	W000345069-2	W000345075-2	-
	4 m	W000345064-2	W000345070-2	W000345076-2	W100000298
	5 m	W000345065-2	W000345071-2	W000345077-2	-

LINCGUN® PROMIG™ 230T

Nozzle	
D12	W000345408
	W000345408 -B20**
D14	W000345409

	Ø mm		Contact tip
Steel	0,8	M 6 x 32	W000345574
			W000345574-B50**
	1,0		W000345575
			W000345575-B50**
	1,2		W000345577
			W000345577-B50**

Diffuser
W000345335

**NOW AVAILABLE WEAR PARTS IN BULK, MORE ECONOMICAL, MORE ECOLOGICAL

		Ø mm	Internal liner 3 m	4 m	5 m
LGP 230T	Steel (Steel liner)	0,8	W100000273 (blue)	W100000274 (blue)	W100000275 (blue)
		1,0	W100000276 (red)	W100000277 (red)	W100000278 (red)
		1,2			

LINCGUN® PROMIG™ 270 / 330W



Nozzle*	
D12	W000345410
D14	W000345411
	W000345411-B20**

	Ø mm		Contact tip
Steel	0,8	M 6 x 32	W000345574
			W000345574-B50**
	1,0		W000345575
			W000345575-B50**
	1,2		W000345577
			W000345577-B50**
Aluminium	1,0		W000345576
	1,2		W000345578

Diffuser
W000345335

		Ø mm	Steel or PTFE liner 3 m	4 m	5 m
LGP 270 / 330W	Steel (Steel liner)	0,8	W100000273 (blue)	W100000274 (blue)	W100000275 (blue)
		1,0	W100000276 (red)	W100000277 (red)	W100000278 (red)
	Aluminium (PTFE liner)	1,0	W100000279 (black)	W100000280 (black)	W100000281 (black)
		1,2			

* Bottleneck nozzles W000345408 (D12) and W000345409 (D14) also can be used.

NEW : Contact tips and nozzles now also available in bulk : more economic, more ecological

Options: Adjustable Long Tip

1	Special diffuser	W000345334	Diffuser D4.8x50
2	Collet	W000345329	Collet D4.8x50
3	Special Contact Tip	W000345555	Contact tip D4.8x50 for 0.8mm steel wire
		W000345556	Contact tip D4.8x50 for 1.0mm steel wire
4	Nozzles	Please use standard nozzles for LGP 270 and 330W	

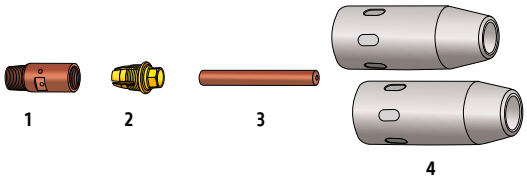

Red-colored wear parts assembled and delivered with the gun

**** B50 = pack of 50 pcs, B20 = pack of 20 pcs**

LINCGUN® PROMIG™ 300 / 400W / 300 UD

Nozzle	
D12 *	W000345420
D14	W000345421
D16	W000345422
	W000345422-B20**

	Ø mm		Contact tip
Steel	1,0	M 8 x 32	W000345580
			W000345580-B50**
	1,2		W000345582
			W000345582-B50**
	1,4		W000345584
			W000345584-B50**
	1,6		W000345585
Aluminium	1,0		W000345581
	1,2		W000345583
			W000345583-B50**

Diffuser
W000345341

**NOW AVAILABLE WEAR PARTS IN BULK, MORE ECONOMICAL, MORE ECOLOGICAL

		Ø mm	Steel or PTFE liner 3 m	4 m	5 m
LGP 300 / 400W	Steel (Steel liner)	1,0	W100000282 (red)	W100000283 (red)	W100000284 (red)
		1,2			
		1,4	W100000285 (yellow)	W100000286 (yellow)	W100000287 (yellow)
		1,6			
	Aluminium (PTFE liner)	1,0	W100000288 (black)	W100000289 (black)	W100000290 (black)
		1,2			

Options: Adjustable Long Tip

1	Special diffuser	W000345340	Diffuser D6.3x55
2	Collet	W000345331	Collet D6.3x55
3	Special Contact Tip	W000345561	Contact tip D6.3x55 for 1.0mm steel wire CuCrZr
		W000345563	Contact tip D6.3x55 for 1.2mm steel wire CuCrZr
		W000345566	Contact tip D6.3x55 for 1.6mm steel wire CuCrZr
		W000345564	Contact tip D6.3x55 for 1.2mm Alu wire
4	Nozzles	Please use standard nozzles for LGP 300 and 400W	

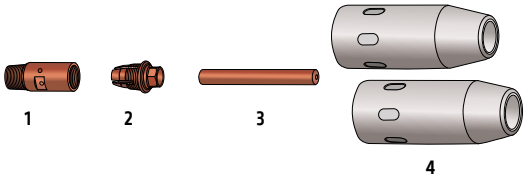

* Narrow nozzle W000345420 (D12) can be used only with a special contact tip holder: W000345342

LINCGUN® PROMIG™ 400 / 500W / 500W UD

Nozzle	
D16	W000345427
	W000345427-B20**
D19	W000345428

	Ø mm		Contact tip
Steel	1,0	M 8 x 43,5	W000345587
	1,2		W000345589
			W000345589-B50**
	1,4		W000345591
	1,6		W000345592
Aluminium	1,0		W000345588
	1,2		W000345590
			W000345590-B50**
	1,6		W000345593

Diffuser
W000345347

		Ø mm	Steel or PTFE liner 3 m	4 m	5 m
LGP 400 / 500W	Steel (Steel liner)	1,0	W100000282 (red)	W100000283 (red)	W100000284 (red)
		1,2			
		1,4	W100000285 (yellow)	W100000286 (yellow)	W100000287 (yellow)
		1,6			
	Aluminium (PTFE liner)	1,0	W100000288 (black)	W100000289 (black)	W100000290 (black)
		1,2			
		1,6	W100000291 (black)	W100000292 (black)	W100000293 (black)

Options: Adjustable Long Tip

1	Special diffuser	W000345346	Diffuser D6.3x55
2	Collet	W000345331	Collet D6.3x55
3	Special Contact Tip	W000345561	Contact tip D6.3x55 for 1.0mm steel wire CuCrZr
		W000345563	Contact tip D6.3x55 for 1.2mm steel wire CuCrZr
		W000345566	Contact tip D6.3x55 for 1.6mm steel wire CuCrZr
		W000345564	Contact tip D6.3x55 for 1.2mm Alu wire
4	Nozzles	Please use standard nozzles for LGP 400 and 500W	

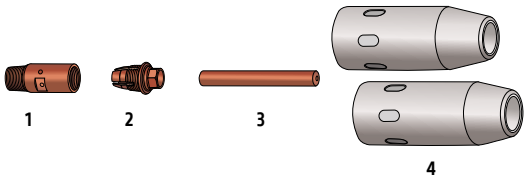

Red-colored wear parts assembled and delivered with the gun

** B50 = pack of 50 pcs, B20 = pack of 20 pcs

LGS2 TORCHES

Simple and reliable – this range is adaptable to the most common applications.

Compliant with

EN 60974-7

Wear parts compatible with the most common standard in Europe.

Extra-flexible cable.

Ergonomic ball joint handle.

Extra-length rear cable support ensures smooth and consistent wire feeding.

MODEL		AIR COOLING				WATER COOLING
		LGS2-150G	LGS2-250G	LGS2-240G	LGS2-360G	LGS2-505W
Duty cycle (CO_2 shielding gas)		180 A @ 60%	230 A @ 60%	250 A @ 60%	330 A @ 60%	500 A @ 100%
Applications		1	2	2	3	4
Wire diameter		Up to 1.0 mm	Up to 1.2 mm	Up to 1.2 mm	Up to 1.6 mm	Up to 2.4 mm
Original equipment	Contact tip	0.8 mm	1.0 mm	1.0 mm	1.2 mm	1.2 mm
	Conical nozzle	12 mm	15 mm	12.5 mm	16 mm	16 mm

1 Thin plates, automotive industry
2 Thin plates, light fabrication
3 Vessel manufacture, steel structures
4 Heavy duty, high production

	Reference				
3 m	W10429-15-3M	W10429-25-3M	W10429-24-3M	W10429-36-3M	W10429-505-3M
4 m	W10429-15-4M	W10429-25-4M	W10429-24-4M	W10429-36-4M	W10429-505-4M
5 m	W10429-15-5M	W10429-25-5M	W10429-24-5M	W10429-36-5M	W10429-505-5M

Choose your gun

rating calculated using CO_2

air cooled
water cooled

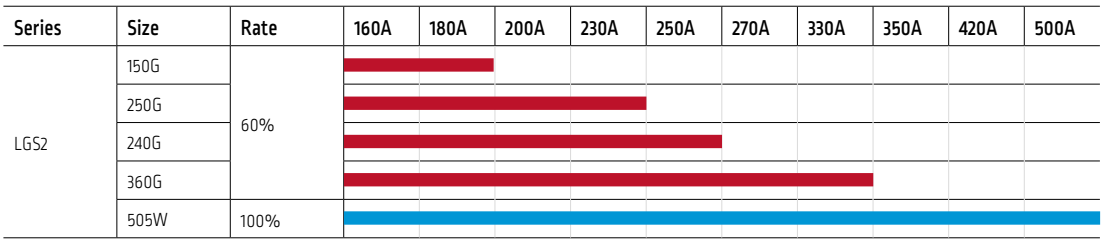

LGS2 150G

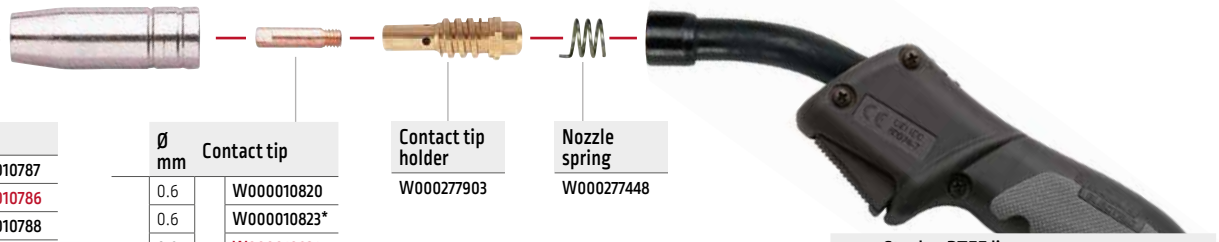

Nozzle	
Con. D10	W000010787
Con. D12.5	W000010786
Cyl. D16	W000010788
Innershield	WP10468

	Ø mm	Contact tip	
Steel	0.6	M 6 x 28	W000010820
	0.6		W000010823*
	0.8		W000010821
	0.8		W000010824*
	0.9		WP10440-09
	1.0		W000010822
	1.0		W000010825*
Aluminium	0.8		WP10440-08A
	1.0		WP10440-10A

Contact tip holder
W000277903

Nozzle spring
W000277448

		Ø mm	Steel or PTFE liner 3 m	4 m	5 m
LGS2 150G	Steel (Steel liner)	0.6	W000010730 (blue)	W000010731 (blue)	W000010732 (blue)
		0.8			
		0.9	W000010733 (red)	W000010734 (red)	W000010735 (red)
		1.0			
		0.8	WP10422-3M (blue)	WP10422-4M (blue)	WP10422-5M (blue)
		1.0	W000010736 (red)	W000010737 (red)	W000010738 (red)

LGS2 250G



Nozzle	
Con. D11	W000010791
Con. D15	W000010790
Cyl. D20	W000010792

	Ø mm	Contact tip	
Steel	0.8	M 6 x 28	W000010826
	0.8		W000010830*
	0.9		WP10441-09
	1.0		W000010827
	1.0		W000010831*
	1.2		W000010828
	1.2		W000010832*
Aluminium	0.8		WP10441-08A
	1.0		W000010850
	1.2		W000010851

Contact tip holder
W000010720

Nozzle spring
W000277477

		Ø mm	Steel or PTFE liner 3 m	4 m	5 m	PTFE liner with copper spiral end 3 m	4 m	5 m
LGS2 250G	Steel (Steel liner)	0.8	W000010730 (blue)	W000010731 (blue)	W000010732 (blue)	–	–	–
		0.9	W000010733 (red)	W000010734 (red)	W000010735 (red)			
		1.0						
		1.2						
	Aluminium (PTFE liner)	0.8	WP10422-3M (blue)	WP10422-4M (blue)	WP10422-5M (blue)			
		1.0	W000010736 (red)	W000010737 (red)	W000010738 (red)	WP10419-3M (red)	WP10419-4M (red)	WP10419-5M (red)
		1.2						

LGS2 240G

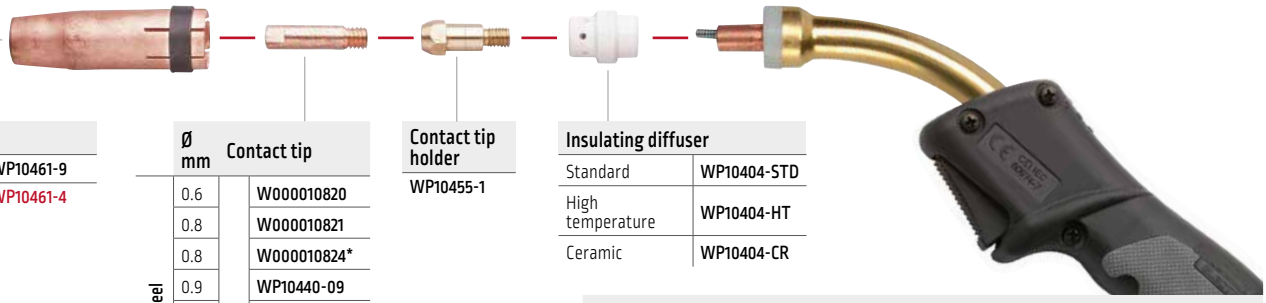

Nozzle	
Con. D10	WP10461-9
Con. D12.5	WP10461-4

	Ø mm	Contact tip	
Steel	0.6	M 6 x 25	W000010820
	0.8		W000010821
	0.8		W000010824*
	0.9		WP10440-09
	1.0		W000010822
	1.0		W000010825
	1.2		WP10440-12
	1.2		WP10440-12C*
Aluminium	0.8		WP10440-08A
	1.0		WP10440-10A
	1.2		WP10440-12A

Contact tip holder
WP10455-1

Insulating diffuser	
Standard	WP10404-STD
High temperature	WP10404-HT
Ceramic	WP10404-CR

		Ø mm	Steel or PTFE liner 3 m	4 m	5 m	PTFE liner with copper spiral end 3 m	4 m	5 m
LGS2 240G	Steel (steel liner)	0.6	W000010730 (blue)	W000010731 (blue)	W000010732 (blue)	–	–	–
		0.8						
		0.9	W000010733 (red)	W000010734 (red)	W000010735 (red)			
		1.0						
		1.2						
	Aluminium (PTFE liner)	0.8	WP10422-3M (blue)	WP10422-4M (blue)	WP10422-5M (blue)			
		1.0	W000010736 (red)	W000010737 (red)	W000010738 (red)	WP10419-3M (red)	WP10419-4M (red)	WP10419-5M (red)
		1.2						

Original equipment parts * CuCrZr contact tips

LGS2 360G

Contact tip holder

W000010722 (M8)

Nozzle	
Con. D12	W000010795
Con. D16	W000010794
Cyl. D20	W000010796

	Ø mm	Contact tip	
Steel	0.8	M 8 x 30	W000010834
	0.8		W000010840*
	1.0		W000010835
	1.0		W000010841*
	1.2		W000010836
	1.2		W000010842*
	1.32		WP10445-132C*
	1.4		W000262703
	1.4		W000262704*
	1.6		W000010837
	1.6		W000010843*
Aluminium	0.8		WP10445-08A
	1.0		W000010853
	1.2		W000010854
	1.6		W000010855

Insulating diffuser	
Standard	W000010780
High temperature	W000010781
Ceramic	W000010782

		Ø mm	Steel or PTFE liner 3 m	4 m	5 m	PTFE liner with copper spiral end 3 m	4 m	5 m
LGS2 360G	Steel (Steel liner)	0.8	W000010730 (blue)	W000010731 (blue)	W000010732 (blue)	–	–	–
		1.0	W000010733 (red)	W000010734 (red)	W000010735 (red)			
		1.2	W000010867 (yellow)	W000010868 (yellow)	W000010869 (yellow)			
		1.4						
		1.6						
	Aluminium (PTFE liner)	0.8	WP10422-3M (blue)	WP10422-4M (blue)	WP10422-5M (blue)			
		1.0	W000010736 (red)	W000010737 (red)	W000010738 (red)	WP10419-3M (red)	WP10419-4M (red)	WP10419-5M (red)
		1.2						
		1.6	W000010745 (yellow)	W000010746 (yellow)	W000010747 (yellow)	–	–	–

LGS2 505W

Nozzle	
Con. D14	W000010798
Con. D16	W000010797
Cyl. D20	W000010799

Insulating diffuser	
Standard	W000010783
High temperature	W000010784
Ceramic	W000010785

Insulating washer

WP10450-L77

Contact tip holder

W000010724
WP10456-6
(Heavy duty)

	Ø mm	Contact tip	
Steel	0.8	M 8 x 30	W000010834
	0.8		W000010840*
	1.0		W000010835
	1.0		W000010841*
	1.2		W000010836
	1.2		W000010842*
	1.32		WP10445-132C*
	1.4		W000262703
	1.4		W000262704*
	1.6		W000010837
	1.6		W000010843*
Aluminium	0.8		WP10445-08A
	1.0		W000010853
	1.2		W000010854
	1.6		W000010855

		Ø mm	Steel or PTFE liner 3 m	4 m	5 m	PTFE liner with copper spiral end 3 m	4 m	5 m
LGS2 505W	Steel (Steel liner)	0.8	W000010730 (blue)	W000010731 (blue)	W000010732 (blue)	–	–	–
		1.0	WP10410-3M (uncoated)	WP10410-4M (uncoated)	WP10410-5M (uncoated)			
		1.2	WP10411-3M (uncoated)	W000010740 (uncoated)	W000010741 (uncoated)			
		1.4						
		1.6						
	Aluminium (PTFE liner)	0.8	WP10422-3M (blue)	WP10422-4M (blue)	WP10422-5M (blue)			
		1.0	W000010736 (red)	W000010737 (red)	W000010738 (red)	WP10419-3M (red)	WP10419-4M (red)	WP10419-5M (red)
		1.2						
		1.6	W000010745 (yellow)	W000010746 (yellow)	W000010747 (yellow)	–	–	–

Original equipment parts * CuCrZr contact tips

TIG TORCHES

PROTIG NG S & III S

Premium TIG torches for maintenance, light and heavy fabrication, construction, automotive industries.

All torches are supplied ready to use, the standard fitting table gives more information.

Advantages:

- Two handle styles: EB and RL
- High resistant proprietary wear parts
- Improved robustness.
- Highly flexible cable, user-friendly and robust against spatter burn-in
- Two cable lengths: 5 and 8 m
- The blade trigger may be oriented around the handle (only for PROTIG III S).
- Robust metal trigger (only for PROTIG III S).
- Neoprene sleeve with good maneuverability.
- 1 reference: the C5B connection of the torch fitted as standard, a banana plug included also.

PROTIG III S

The round handle with a blade trigger (RL).

These classic round handled TIG torches have been designed to meet all welding expectations in all positions.

The trigger module is fully adjustable and can be moved to any position around the handle.



New design of the trigger module with metal blade.

The woven sheath and the handle sleeve ensure full flexibility of the harness.

PROTIG NG S

The ergonomic handle with button (EB).

The best WELDLINE torches with an advanced ergo-design, using a colored soft grip for a maximum welder comfort.

These torches will give you an optimum welding quality, and increase the communication between the welder and the machine.

The modular system brings increased control over the power source. All torches are delivered with a single button module.

The ball joint gives excellent flexibility, and the first 1 m of the harness is leather which increases the service life of the welding hose.

AIR COOLED										
MODEL			PROTIG 10		PROTIG 20		PROTIG 30		PROTIG 40	
Duty cycle 35%			125 A		150 A		200 A		250 A	
Duty cycle 60%			80 A		100 A		130 A		200 A	
Fitted as standard	back cap		Long							
	nozzle		Ø 9.6 mm				Ø 12 mm			
	electrode		Ø 1.6 mm		Ø 2.0 mm		Ø 2.4 mm			
Length			5 m	8 m	5 m	8 m	5 m	8 m	5 m	8 m
PROTIG III S	Connection	C5B/S	W000382715-2	W000382716-2	W000382717-2	W000382718-2	W000382719-2	W000382720-2	W000382721-2	W000382722-2
PROTIG NG S			W000278394-2	W000278395-2	W000278396-2	W000278397-2	W000278398-2	W000278399-2	W000278400-2	W000278401-2

WATER COOLED								
MODEL			PROTIG 10W		PROTIG 35W		PROTIG 40W	
Duty cycle 100%			220 A		350 A		450 A	
Fitted as standard	back cap		long					
	nozzle		Ø 12.8 mm		Ø 15 mm		Ø 14 mm	
	electrode		Ø 2.4 mm		Ø 4.0 mm		Ø 4.8 mm	
Length			5 m	8 m	5 m	8 m	5 m	8 m
PROTIG III S	Connection	C5B/S	W000382723-2	W000382724-2	W000382725-2	W000382726-2	W000382727-2	-
PROTIG NG S			W000278402-2	W000278403-2	W000278404-2	W000278405-2	W000278406-2	W000278407-2

OPTIONS ON PROTIG NG S

Adjustable heads

Optional, adjustable torch bodies are available. They have been designed to make welding in limited access locations easier and come with small and large heads mounted on air or water cooled bodies.

Customise your PROTIG NG torch with the following body bends and heads:

· Air cooled body bent (10/20)	W000279381
· Water cooled body bent (10W)	W000279382
· Head PROTIG NG 10/10W	W000279383
· Head PROTIG NG 20	W000279384

Modular system

All EB torches come with a single button module as standard. Additional control modules can be ordered.

Single button

Other buttons

Horizontal potentiometer

W000279370 (4.7 Kohm)
WP10529-3 (10 Kohm)

Vertical potentiometer

W000279246 (4.7 Kohm)
WP10529-4 (10 Kohm)

3 buttons module

WP10529-2

Blade

W000279245

⚠ Plug kits are needed in addition to the button modules: see below table

Choose your module & your plug kit for Protig NG S

Button modules		or
Reference	WP10529-2	WP10529-4 (10 Kohm) | WP10529-3 (10 Kohm)
Plug kit	· No plug kit needed · Torch is connected to the machine through the C5B plug (5 pins)	+ WP10529-9
Compatible with	· INVERTEC 220/300/400 TPX · ASPECT 200	· All Lincoln machines with pedal control

The above modules work only with the PROTIG NG S torches (EB handle).

Connectors & adapters

Connectors

The connectors are newly designed, compact and fully protected and deliver both strength and quality. All hoses are made of rubber with a woven sheath for heavy duty work.

Air cooled

Water cooled

Adapters

For old torches with central gas to be connected to power sources with separate gas, use **W000306140**.



Connector 9 - 13 mm
W000306139

For torches with separate gas to be connected to power sources with central gas, use **W000306141.**



Connector 13 - 9 mm **038055011**

PROTIG 10 / 10W

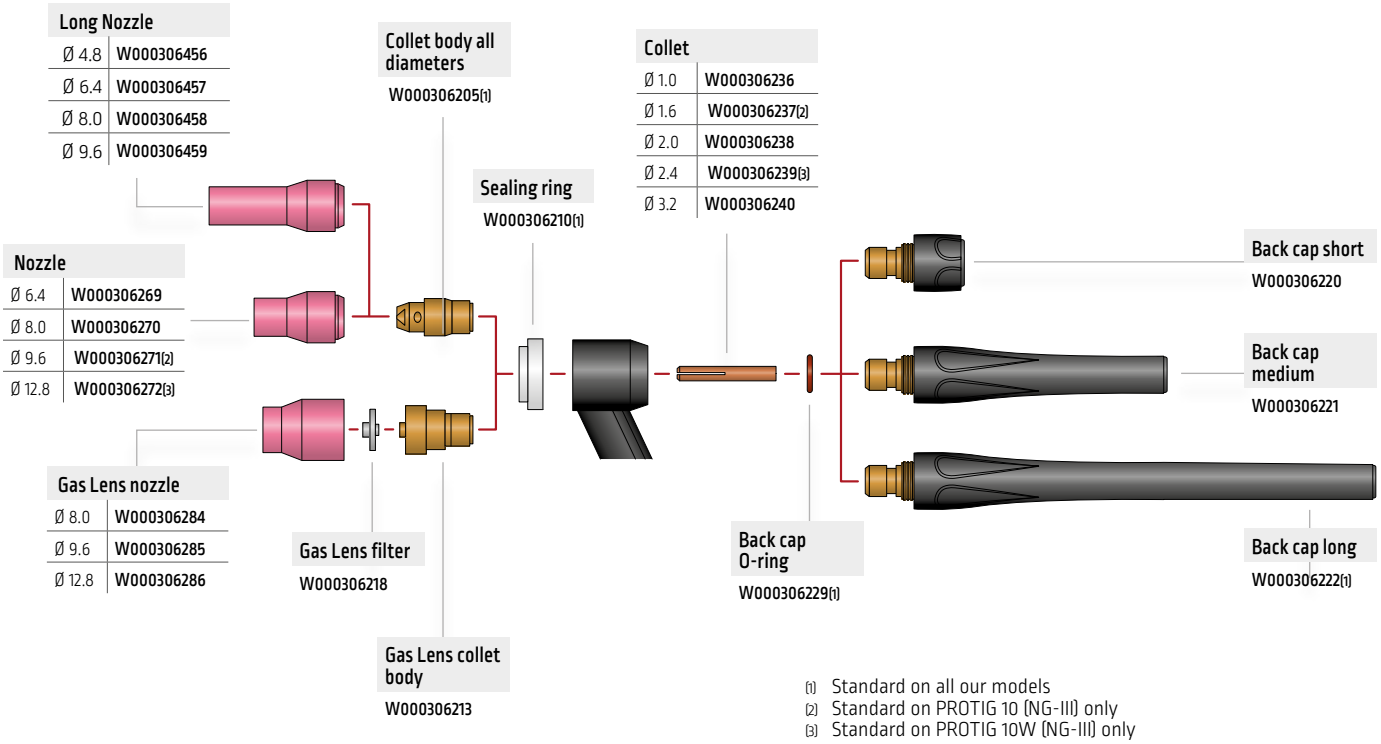

(1) Standard on all our models
(2) Standard on PROTIG 10 (NG-III) only
(3) Standard on PROTIG 10W (NG-III) only

Gas lens, for welding where access is difficult.

The gas lens collet body is supplied with a filter and a sealing ring.
The ring and the filter are supplied on their own.

Nozzles : choice of diameter

Welding current (A)	70	90	120	200
Diameter (mm)	6	8	10	12

PROTIG 20

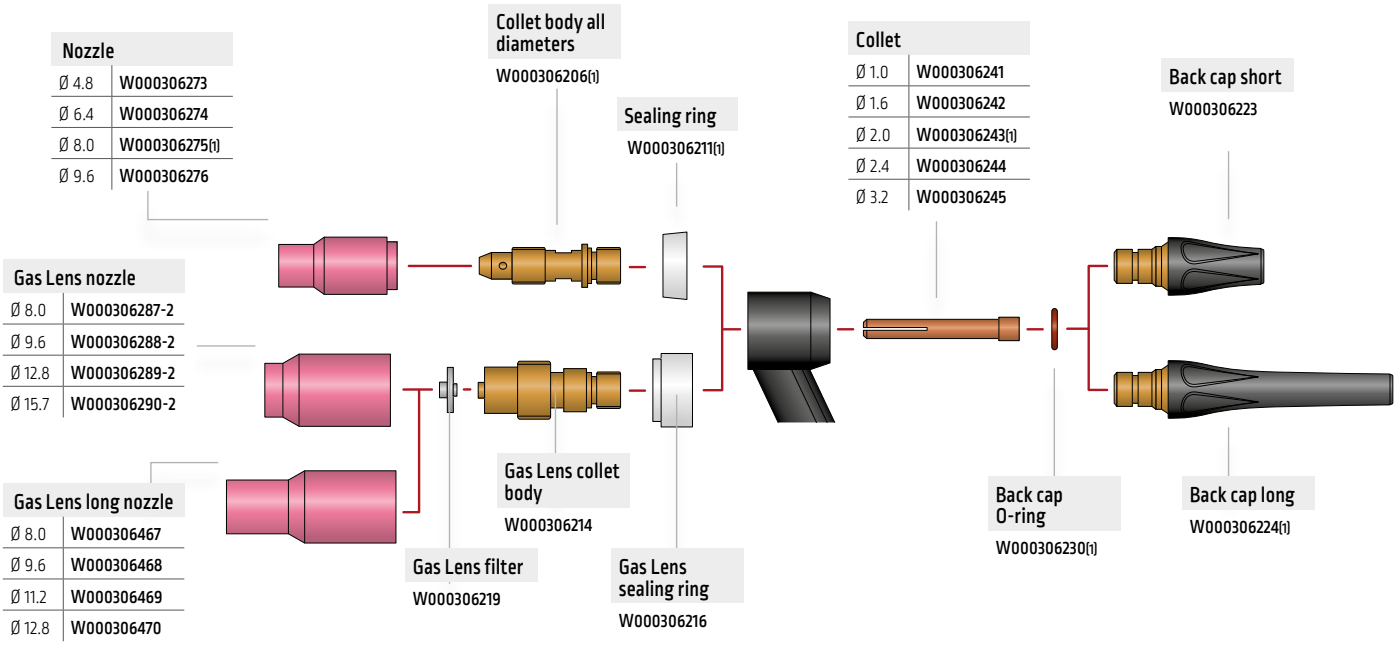

(1) Standard

Gas lens, for welding where access is difficult.

The gas lens collet body is supplied with a filter and a sealing ring.
The ring and the filter are supplied on their own.

Nozzles : choice of diameter

Welding current (A)	70	90	120	200	350
Diameter (mm)	6	8	10	12	15

PROTIG 30

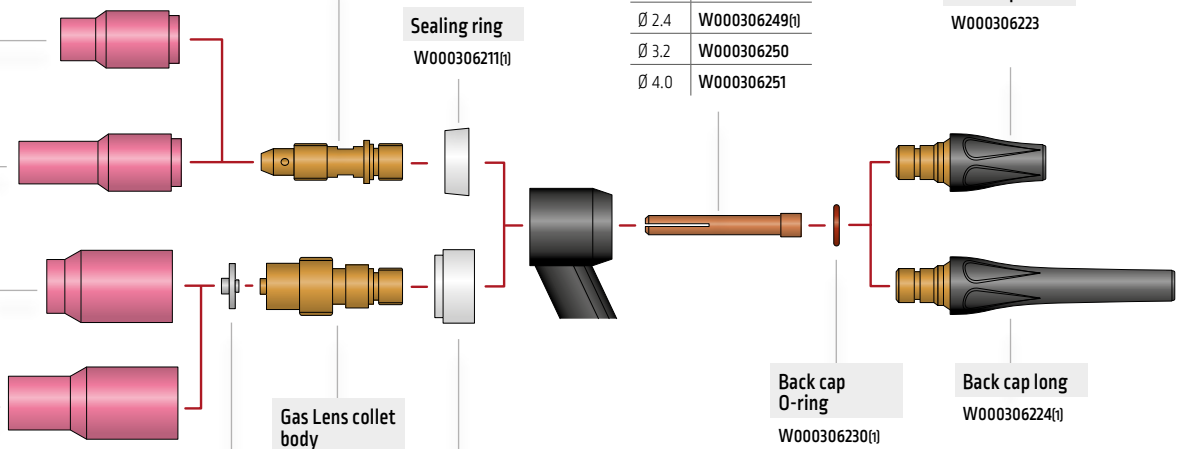

Nozzle	
Ø 6.4	W000306277
Ø 8.0	W000306278
Ø 9.6	W000306279
Ø 12.8	W000306280(1)
Ø 15.7	W000306281

Long nozzle	
Ø 6.4	W000306462
Ø 8.0	W000306463
Ø 9.6	W000306464
Ø 11.2	W000306465

Gas Lens nozzle	
Ø 8.0	W000306287-2
Ø 9.6	W000306288-2
Ø 12.8	W000306289-2
Ø 15.7	W000306290-2

Gas Lens long nozzle	
Ø 8.0	W000306467
Ø 9.6	W000306468
Ø 11.2	W000306469
Ø 12.8	W000306470

Collet	
Ø 1.0	W000306246
Ø 1.6	W000306247
Ø 2.0	W000306248
Ø 2.4	W000306249(1)
Ø 3.2	W000306250
Ø 4.0	W000306251

(1) Standard

Gas lens, for welding where access is difficult.

The gas lens collet body is supplied with a filter and a sealing ring.
The ring and the filter are supplied on their own.

Nozzles : choice of diameter

Welding current (A)	70	90	120	200	350
Diameter (mm)	6	8	10	12	15

PROTIG 35W / 40

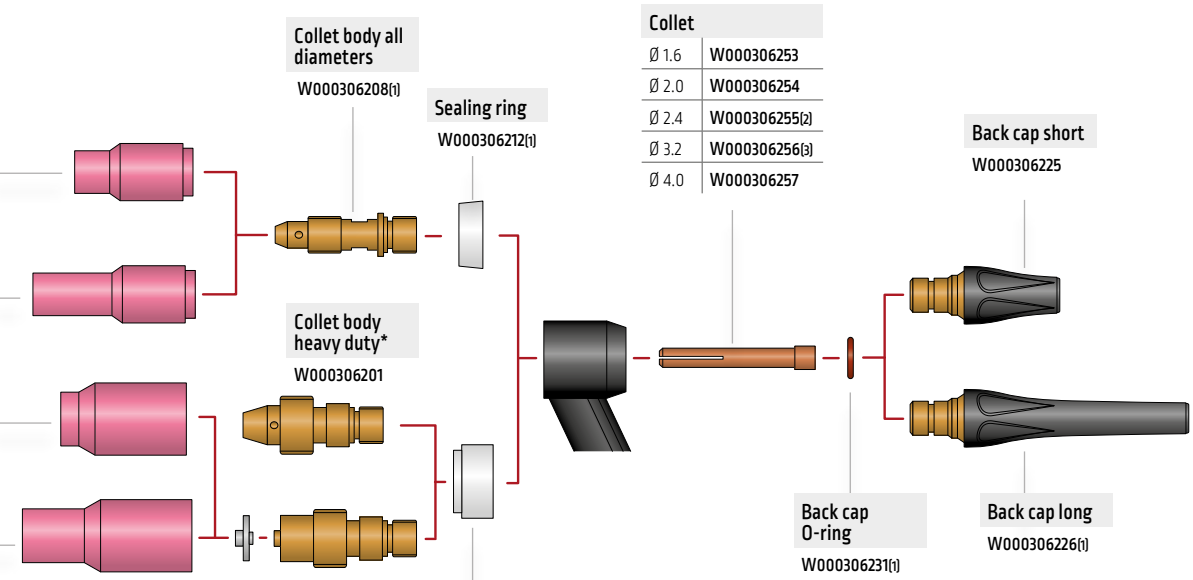

Nozzle	
Ø 6.4	W000306277
Ø 8.0	W000306278
Ø 9.6	W000306279
Ø 12.8	W000306280(2)
Ø 15.7	W000306281(3)

Long Nozzle	
Ø 6.4	W000306462
Ø 8.0	W000306463
Ø 9.6	W000306464
Ø 11.2	W000306465

Gas Lens nozzle	
Ø 8.0	W000306287-2
Ø 9.6	W000306288-2
Ø 12.8	W000306289-2
Ø 15.7	W000306290-2

Gas Lens long nozzle	
Ø 8.0	W000306467
Ø 9.6	W000306468
Ø 11.2	W000306469
Ø 12.8	W000306470

Collet	
Ø 1.6	W000306253
Ø 2.0	W000306254
Ø 2.4	W000306255(2)
Ø 3.2	W000306256(3)
Ø 4.0	W000306257

(1) Standard on all our models
(2) Standard on PROTIG 40 (NG-III) only
(3) Standard on PROTIG 35W (NG-III) only

* For the collet body « heavy duty », use the gas lens nozzles or the gas lens long nozzles

Gas lens, for welding where access is difficult.

The gas lens collet body is supplied with a filter and a sealing ring.
The ring and the filter are supplied on their own.

Nozzles : choice of diameter

Welding current (A)	70	90	120	200	350
Diameter (mm)	6	8	10	12	15

PROTIG 40W

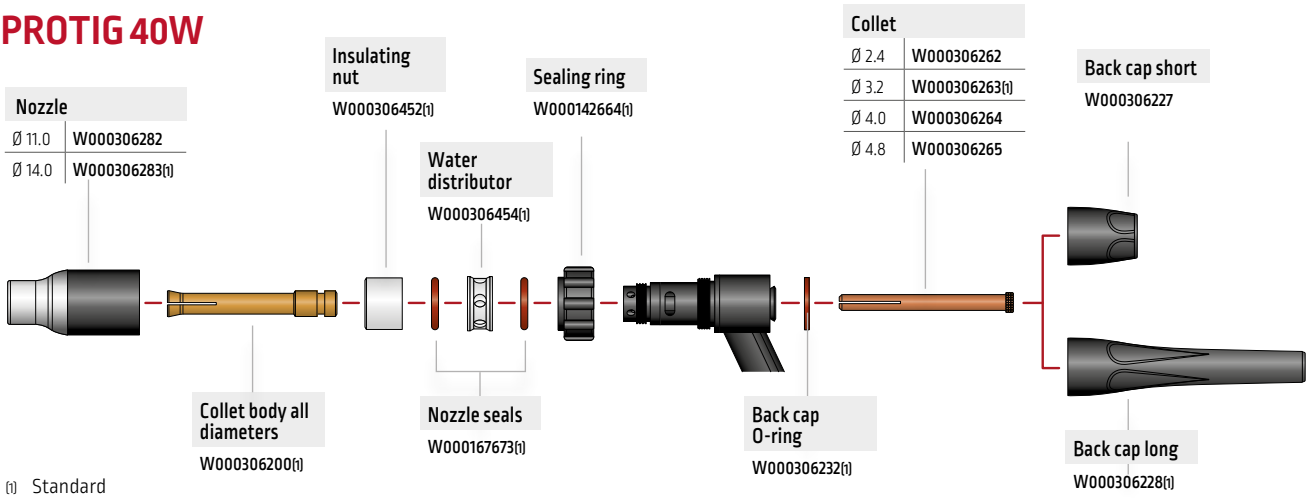

(1) Standard

Nozzles : choice of diameter

Welding current (A)	200	450
Diameter (mm)	11	14

ACCESSORIES

WEAR PART BOX PROTIG 10 / 10W
W000306441

Short back cap 8	
Medium back cap 8	
Long back cap 8	
Collet body Protig 10	
Collet Protig 10	1.0 mm
	1.6 mm
	2.0 mm
	2.4 mm
	3.2 mm
Std nozzle	6.4 mm
	8.0 mm
	9.6 mm
	12.8 mm

WEAR PART BOX PROTIG 20
W000306442

Short back cap 10	
Long back cap 10	
Collet body Protig 20	
Collet Protig 20	1.0 mm
	1.6 mm
	2.0 mm
	2.4 mm
	3.2 mm
Std nozzle	6.4 mm
	8.0 mm
	9.6 mm
	12.8 mm

WEAR PART BOX PROTIG 30
W000306443

Short back cap 10	
Long back cap 10	
Collet body Protig 30	
Collet Protig 30	1.0 mm
	1.6 mm
	2.0 mm
	2.4 mm
	3.2 mm
	4.0 mm
Std nozzle	6.4 mm
	8.0 mm
	9.6 mm
	12.8 mm
	15.7 mm

WEAR PART BOX PROTIG 35W / 40
W000306444

Short back cap 40	
Long back cap 40	
Collet body 40	
Back cap o-ring (x2)	
Collet Protig 40	1.6 mm
	2.0 mm
	2.4 mm
	3.2 mm
	4.0 mm
	4.8 mm
Std nozzle	6.4 mm
	8.0 mm
	9.6 mm
	12.8 mm
	15.7 mm

WEAR PART BOX PROTIG 40W
W000306445

Short back cap 40W	
Long back cap 40W	
Collet body	
Back Cap o-ring (x2)	
Elastic ring	
Nozzle seals (x2)	
Water distributor	
Insulating nut	
Collet Protig 40	2.4 mm
	3.2 mm
	4.0 mm
	4.8 mm
Nozzle	11.0 mm
	14.0 mm

Wear part box Protig
W000306441
W000306442
W000306443
W000306444
W000306445

Extension cable 15m AIR
W000306135

Extension cable 15 m WATER
W000306136

Adapters
W000306140
W000306139
W000306141
038055011

WTT2 TORCHES

Simple and reliable, this range is adaptable to the most common applications.

Standardised wear parts.

Easy pivoting handle (for EB handles).

Extra-flexible, high-performance cable.

Handle – made with high temperature silicon rubber.

MODEL				AIR COOLING					
				WTT2 9		WTT2 17		WTT2 26	
Duty cycle at 40 °C			60%	80 A		100 A		130 A	
			35%	110 A		135 A		180 A	
Original equipment			back cap	Long					
			nozzle	Ø 9.6 mm		Ø 9.6 mm		Ø 12.8 mm	
			electrode	Ø 1.6 mm		Ø 2.0 mm		Ø 2.4 mm	
Length				4 m	8 m	4 m	8 m	4 m	8 m
Handle	RL	Connection	S	W000278878	W000278923	W000278883	W000278918	W000278888	W000278914
			C5B	W000278879	W000278922	W000278884	W000278917	W000278890	W000278913
	EB		S	W000278877	W000278929	W000278881	W000278920	W000278886	W000278916
			C5B	W000278875	–	W000278882	W000278919	W000278887	W000278915
	V		V (Conn. 9 mm)	W000278876	–	W000278880	–	–	–
			V (Conn. 13 mm)	–	–	W10529-17-4V	–	W000278885	–
	EB-FLEX		S / C5B	W000382781	–	W000382782	W000382783	W000382784	W000382785

Connections

C5B

S

Connector :

Shaped cable output for improved robustness.

Air cooling

Water cooling

MODEL				WATER COOLING			
				WTT2 20 W		WTT2 18 W	
Duty cycle at 40 °C			100%	200 A		320 A	
			60%	250 A		350 A	
Original equipment			back cap	Long			
			nozzle	Ø 12.8 mm		Ø 16 mm	
			electrode	Ø 2.4 mm		Ø 3.2 mm	
Length				4 m	8 m	4 m	8 m
Handle	RL	Connection	S	W000278893	W000278906	W000278897	W000278900
			C5B	W000278894	W000278905	W000278898	W000278899
	EB		S	W000278891	W000278911	W000278895	W000278902
			C5B	W000278892	W000278909	W000278896	W000278901
	EB-FLEX		S / C5B	W000382786	W000382787	W000382788	W000382789

Handle

RL

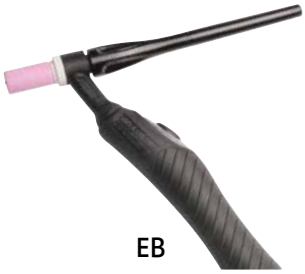

EB

V

EB-FLEX

WTT2 TIG TORCHES WEAR PARTS

Model WTT2
9/9V & 20 W

Back cap short
W000306398

Back cap medium
W000306400

Back cap long
W000306402 (1)

Back cap O-ring
W000306404 (1)

Collet

Ø 1.0	W000306406
Ø 1.6	W000306407 (2)
Ø 2.0	W000306408
Ø 2.4	W000306409 (3)
Ø 3.2	W000306410

Sealing ring
W000306396 (1)

Collet body

Ø 1.0	W000306376
Ø 1.6	W000306377 (2)
Ø 2.0	W000306378
Ø 2.4	W000306455 (3)
Ø 3.2	W000306379

Nozzle

Ø 6.4	W000306417
Ø 8.0	W000306418
Ø 9.6	W000306419 (2)
Ø 11.2	W000306420
Ø 12.8	W000306421 (3)
Ø 16.0	W000306422

Long nozzle

Ø 4.8	W000306456
Ø 6.4	W000306457
Ø 8.0	W000306458
Ø 9.6	W000306459

Gas Lens collet body

Ø 1.0	W000306385
Ø 1.6	W000306386
Ø 2.0	W000306460
Ø 2.4	W000306387
Ø 3.2	W000306388

Gas Lens nozzle

Ø 6.4	W000306429
Ø 9.6	W000306431
Ø 11.2	W000306432
Ø 12.8	W000306433

Gas Lens

The gas lens provides a laminar gas flow delivering concentrated shielding of the tungsten electrode and allowing an increased stickout, which improves access to restricted joint configurations.

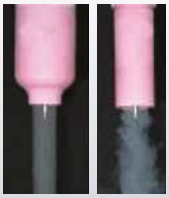

(1) Standard on all our models
(2) Standard on WTT2 9 EB / 9 RL / 9V only
(3) Standard on WTT2 20W EB / 20W RL only

WEAR PART BOX
WTT2 9 / 9V / 20W

W000371535	
Short back cap 9-20	
Medium back cap 9-20	
Long back cap 9-20	
Collet body	1.6 mm
	2.0 mm
	2.4 mm
	3.2 mm
Collet Protig 10	1.6 mm
	2.0 mm
	2.4 mm
	3.2 mm
Std nozzle	8.0 mm
	9.6 mm
	11.2 mm
	12.8 mm

Wear part box
WTT2 9 / 9V / 20W
W000371535



WTT2 TIG TORCHES WEAR PARTS

Model WTT2
17/17V, 26/26V & 18 W

Back cap short
W000306399

Back cap long
W000306403 (1)

Back cap O-ring
W000306405 (1)

Collet	
Ø 1.0	W000306411
Ø 1.6	W000306412
Ø 2.0	W000306413 (2)
Ø 2.4	W000306414 (3)
Ø 3.2	W000306415 (4)
Ø 4.0	W000306416

Sealing ring
W000306397 (1)

Collet body	
Ø 1.0	W000306380
Ø 1.6	W000306381
Ø 2.0	W000270781 (2)
Ø 2.4	W000306382 (3)
Ø 3.2	W000306383 (4)
Ø 4.0	W000306384

Nozzle	
Ø 6.4	W000306423
Ø 8.0	W000306424
Ø 9.6	W000306425 (2)
Ø 11.2	W000306426
Ø 12.8	W000306427 (3)
Ø 16.0	W000306428 (4)
Ø 19.2	W000306461

Long nozzle	
Ø 6.4	W000306462
Ø 8.0	W000306463
Ø 9.6	W000306464
Ø 11.2	W000306465

(1) Standard on all our models
(2) Standard on only WTT2 17
(3) Standard on only WTT2 18W
(4) Standard on only WTT2 26

Gas Lens sealing ring
W000306466

Gas Lens collet body	
Ø 1.0	W000306389
Ø 1.6	W000306390
Ø 2.4	W000306391
Ø 3.2	W000306392
Ø 4.0	W000306393

Gas Lens nozzle	
Ø 6.4	W000306434
Ø 8.0	W000306435
Ø 9.6	W000306436
Ø 11.2	W000306437
Ø 12.8	W000306438

Long Gas Lens nozzle	
Ø 8.0	W000306467
Ø 9.6	W000306468
Ø 11.2	W000306469
Ø 12.8	W000306470

Gas Lens

The gas lens provides a laminar gas flow delivering concentrated shielding of the tungsten electrode and allowing an increased stickout, which improves access to restricted joint configurations.

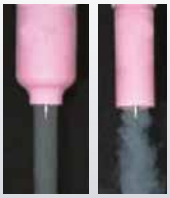

WEAR PART BOX WTT2 17 / 26 / 18W	
W000371536	
Short back cap 17-18-26	
Long back cap 17-18-26	
Collet body	1.6 mm
	2.4 mm
	3.2 mm
	4.0 mm
Collet	1.6 mm
	2.4 mm
	3.2 mm
	4.0 mm
Std nozzle	9.6 mm
	11.2 mm
	12.8 mm
	16.0 mm

Wear part box
WTT2 17 / 26 / 18W
W000371536

TUNGSTEN ELECTRODES

A complete range of tungsten electrodes.

Product advantages:

- Very high life cycle
- Perfect arc ignition
- Very stable arc
- Tip longevity

- Pure tungsten
- Tungsten + cerium
- Tungsten + lanthanum
- Tungsten + rare earths

CAUTION: before use, carefully read and understand the safety data sheet available on our websites.

Type	Metal		Arc stability	Striking	Lasting	Thermal resistance
	Aluminium	Steel & Stainless steel				
WP – pure tungsten	*		**	*	*	*
WC 20 – Cerium 2%		*	**	*	**	**
WL 15 – Lanthanum 1.5%	**	***	**	***	***	***
WL 20 – Lanthanum 2%	*	***	**	***	***	***
WS 20 – Rare earths (1) 2%	*	*	**	***	***	***

*** Excellent ** Good * Average

See the batch number on the tungsten electrode packaging and consult your conformity certificate on our websites

(1) Rare earths = any of the abundant metallic elements, including scandium (atomic number 21), yttrium (39), and the 15 elements from 57 to 71 (lanthanide series include lanthanum and cerium) in the Mendeleyev classification.

WS 2-Rare Earths

Ø (mm)	Length (mm)	Reference
1.6	175	W000335167
2.4	175	W000335169
3.2	175	W000335171

WLa 15-Lanthanum 1.5%

Ø (mm)	Length (mm)	Reference
1.6	150	W000402663
2.0	150	W000402664
2.4	150	W000402665
3.2	150	W000402667

WP-Pure Tungsten

Ø (mm)	Length (mm)	Reference
1.6	150	W000010010
1.6	175	W000010375
2.0	150	W000010011
2.4	150	W000010012
2.4	175	W000010377
3.2	150	W000010014
3.2	175	W000010378
4.0	150	W000010015

WLa20-Lanthanum 2%

Ø (mm)	Length (mm)	Reference
1.0	150	W000010373
1.6	150	W000010016
1.6	175	W000010385
2.0	150	W000010017
2.0	175	W000010386
2.4	150	W000010018
2.4	175	W000010387
3.2	150	W000010020
3.2	175	W000010388
4.0	150	W000010021

WCe-Cerium 2%

Ø (mm)	Length (mm)	Reference
1.6	150	W000010023
1.6	175	W000335153
2.0	150	W000010024
2.4	150	W000010025
2.4	175	W000335154
3.2	150	W000335150
3.2	175	W000335157
4.0	150	W000010028

Recommended welding intensities

Electrode diameter	Direct current	Alternating current	
	Tungsten with oxide addition	Pure tungsten	Tungsten with oxide addition
1.0 mm	10 A to 70 A	15 A to 55 A	15 A to 70 A
1.6 mm	20 A to 100 A	45 A to 90 A	60 A to 125 A
2.0 mm	50 A to 140 A	65 A to 125 A	85 A to 160 A
2.4 mm	70 A to 170 A	80 A to 140 A	120 A to 210 A

Electrode diameter	Direct current	Alternating current	
	Tungsten with oxide addition	Pure tungsten	Tungsten with oxide addition
3.0 mm	100 A to 210 A	140 A to 180 A	140 A to 230 A
3.2 mm	130 A to 250 A	150 A to 190 A	150 A to 250 A
4.0 mm	150 A to 350 A	180 A to 260 A	240 A to 350 A

PLASMA TORCHES

		AIR COOLING					
		LC 30 (Hand)	LC 45 (Hand)	LC 65 (Hand)	LC 105 (Hand)	LC 65 (Machine)	LC 105 (Machine)
Flow rate		125l/min@5,0 bar	125l/min@5,0 bar	130 l/min@5.0 bar	280 l/min@5.5 bar	130 l/min@5.0 bar	280 l/min@5.5 bar
Duty Cycle		30A@60%	45A@45%	60A@60%	100A@60%	60A@60%	100A@60%
Thickness (mm)	mild steel	12	16	25	40	25	40
	severance	20	25	30	45/50*	30	45

	LC 30	LC 45	LC 65	LC 105	LC 65	LC 105
	Hand				Machine	
4 m	W100000325	–	–	–	–	–
6 m	–	W100000327	–	–	–	–
7.5 m	–	–	PTH-061A-CX-7M5A	PTH-101A-CX-7M5A	PTM-061A-CX-7M5A	PTM-101A-CX-7M5A
15 m	–	–	PTH-061A-CX-15MA	PTH-101A-CX-15MA	PTM-061A-CX-15MA	PTM-101A-CX-15MA

*With 100A premium wear parts

LC 30 (hand)

12/20 mm

Electrode
W03X0893-75A

Gas distributor
W03X0893-5R

Tip
W100000326 (30A)

Shield cap body
W03X0893-77A
(Internal compressor)

Shield cap body
W100000354
(External air Only)

Spacer
W03X0893-78R



Plasma box LC30
W100000361

LC 45 (hand)

12/20 mm

Electrode
W100000328
(shielded, gouging)

Electrode
W100000341
(extended)

Electrode
W100000344
(easy to reach)

Gas distributor
W100000333

Tip
W100000329
(shielded)

Tip
W100000342
(extended)

Tip
W100000331
(gouging)

Retaining Cap
W100000340
(shielded, extended, gouging)

Shield cap
W100000330

SHIELDED

Shield cap
W100000343

EXTENDED

Shield cap
W100000332

GOUGING

Retaining Cap
W100000345
(easy to reach)

+

Ring
W100000346
(easy to reach)

Tip
W100000347
(easy to reach, gouging)

Shield cap
W100000348
(easy to reach, gouging)

Tip
W100000337
(easy to reach, gouging)

Shield cap
W100000336
(easy to reach)

EASY TO REACH

Level cut
W100000335

Easy To Reach Cartridge
W100000334

Plasma box LC45
W100000362

25/30 mm

LC 65 (Hand)

Plasma box LC65
W03X0893-113A

Electrode
W03X0893-25A
(contact, stand off, shielded & gouging)

Electrode
W03X0893-53A
(extended)

Gas distributor
W03X0893-50R

Tip
W03X0893-26A (40A)
(contact)

Tip
W03X0893-27A (40A)
W03X0893-28A (50A)
W03X0893-29A (60A)
(stand off)

Tip
W03X0893-33A (50A)
W03X0893-34A (60A)
(shielded)

Tip
W03X0893-39A
(gouging)

Tip
W03X0893-40A (40A)
W03X0893-54A (60A)
(extended)

Retaining cap
W03X0893-41A

Shield cup body
W03X0893-43A

CONTACT

STAND OFF

Spacer
W03X0893-14R

SHIELDED

Shield cap
W03X0893-44A

GOUGING

Shield cap
W03X0893-48A

EXTENDED

Shield cap
W03X0893-21A

LC 65 (Machine)

25/30 mm

SHIELDED

Electrode
W03X0893-25A

Gas distributor
W03X0893-50R

Tip
W03X0893-52A (40A)
W03X0893-33A (50A)
W03X0893-34A (60A)

Shield cup body
W03X0893-43A

Shield cap
W03X0893-46A

40/50* mm

LC 105 (Hand)

*With 100A premium wear parts

Plasma box LC105
W03X0893-115A

Electrode
W03X0893-60A
(shielded & gouging)

Electrode
W03X0893-57A
(extended)

Gas distributor
W03X0893-70R

Tip
W03X0893-61A (40A)
W03X0893-62A (60A)
W03X0893-63A (80A)
W03X0893-64A (100A)
(shielded)

Tip
W03X0893-65A
(gouging)

Tip
W03X0893-58A (40A)
W03X0893-59A (60A)
W03X0893-72A (80A)
W03X0893-73A (100A)
(extended)

Shield cup body
W03X0893-66A



Shield cap
W03X0893-67A

SHIELDED

Shield cap
W03X0893-69A

GOUGING



Shield cap
W03X0893-74A

EXTENDED

PREMUM: 100A

- Increased cutting velocity
- Extended life
- Improved cutting quality

Electrode
W03X0893-101A

Gas distributor
W03X0893-103A

Tip
W03X0893-107A

Shield cup body
W03X0893-112A

Shield cap
W03X0893-109A (new)

SHIELDED

LC 105 (Machine)

40/45 mm

Electrode
W03X0893-101A

Gas distributor
W03X0893-102A (40-80A)
W03X0893-103A (100A)

Tip
W03X0893-104A (40A)
W03X0893-105A (60A)
W03X0893-106A (80A)
W03X0893-107A (100A)

Shield cup body
W03X0893-66A
W03X0893-112A (OHMIC)

Shield cap
W03X0893-110A (40-80A)
W03X0893-111A (100A)

SHIELDED

AIR FILTER LAF1250

Sub-micron filter for compressed air. Designed to remove moisture, oils and spray particles from air compressors, thus providing clean, free of oil and dry air.

- Better quality cut.
- Longer life time of consumables.
- Increases life time of the torch itself.
- Compatible with any plasma cutting machine and torch.
- Filter cartridge easily replaceable.
- Useful also for different applications machines (spray painting, pneumatic tools,...).

Reference	
Air filter LAF1250	W88X1456A
Filter cartridge	W8800117R

BEVEL TOOL

CUTTING ATTACHMENT

Bevel tool
W03X0893-119A

Cutting circles (max diam. 820 mm)
W0300699A

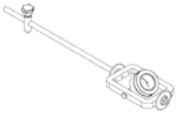

Circle kit to suit LC45
W100000338

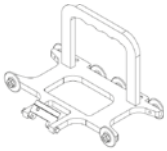

Bevel tool to suit LC45
W100000339

LINCOLN
ELECTRIC
by Lincoln Electric

EDUCATION SOLUTIONS

EDUCATION SOLUTIONS

MODEL	REFERENCE	INPUT			PROCESS					JOINT CONFIGURATIONS					POSITIONS										STAND	
		Phase	Frequency (Hz)	Voltage	SMAW	GTAW	GMAW	FCAW-GS	FCAW-SS	Flat Plate	Tee Joint	Groove Joint	6 in. Diameter Schedule 40 Pipe	2 in. Diameter XXS Pipe	1G	2F	2G	3F	3G	4F	4G	5G	5F (Pipe on Plate)	6G	All Positions	Tabletop
Welding Education Training Systems																										
VRTEX® 360 Compact	K4914-1	1	50/60	115/230	•	•	•	•	•	•	•	•	•	•	•	•	•	•	•	•	•	•	•	•	•	•
VRTEX® 360	K4601-3	1	50/60	115/230	•	•	•	•	•	•	•	•	•	•	•	•	•	•	•	•	•	•	•	•	•	
VRTEX® 360+	K4602-3	1	50/60	115/230	•	•	•	•	•	•	•	•	•	•	•	•	•	•	•	•	•	•	•	•	•	
RealWeld® CE	K4344-4	1	50/60	115/230	•		•	•	•	•	•	•			•	•	•	•	•	•						
RealWeld® One-Pak CE	K4344-7	1	50/60	115/230	•		•	•	•	•	•	•			•	•	•	•	•	•						

WELDING EQUIPMENT: Power Wave® 300 Ready-Pak® Package · ClassMate™ Robotic Education Cell · Welding Booths · Welding Tables · Welding Gear

CUTTING EQUIPMENT: Torchmate® 4400 & 4800 CNC Plasma Cutting Tables

NEW

VRTEX® 360 COMPACT

Processes
Simulated: SMAW, GTAW, GMAW, FCAW

Input
1 PHASE | 50/60 Hz

Output
115V | 230V

Discover virtual welding training in a new, compact size.

Lincoln Electric's VRTEX® 360 Compact is a new, small Virtual Reality Welding Simulator for mobile-use in multiple environments.

It provides a flexible, powerful, cutting-edge solution for cultivating welding talent quickly and resourcefully. The cost-effective small-sized solution offers superior graphics, which creates the most realistic and responsive welding puddle available and is convincing with accurate sounds and movements.

With the new VRTEX® 360 Compact, virtual welding training can seamlessly transfer into real-world, hands-on welding training.

The first virtual welding trainer with optional cutting mode.

The VRTEX® 360 Compact offers welding training and optional thermal oxyfuel cutting training in one virtual device.

This unique feature also enables students to experience torch cutting in a virtual environment. Every aspect of the thermal oxyfuel cutting feature is designed to address real-world cutting applications – from setting-up the torch to executing the cut.

Makes virtual welding training smarter, faster & more efficient.

- Smarter. Compact size, small footprint, mobile use, intelligent software features.
- Efficient. High training quality, rapid training progress, fast set-up, just plug-in & train.
- Safer. Virtual welding environment produces realistic welding sounds, images and cost savings with no consumables. Less risk and accidents, remote learning capabilities via video streaming and optional hygienic training approach.
- Multi-use. Flexible use of different welding training modes with Thermal Oxyfuel Cutting as an add-on feature.

Product	Reference	Input Power V/Ph/Hz	Input Current @ Rated Output	Dimensions H x W x D (mm)	Weight (kg)
VRTEX® 360 Compact	K4914-1	115/230/1/50/60	4A@115 2A@230	380 x 305 x 457	14
VRTEX 360 Compact Travel Case Set	K4915-1				
VRTEX 360 Compact Stand Kit	K4916-1				
VRTEX Tabletop Armrest	K4917-1				
VRTEX 360 Oxyfuel Cutting Upgrade	K4485-1				

VRTEX® 360

Single User Virtual Reality Welding Training Simulator in Crate.

- Retractable SMAW stick stinger, GMAW/FCAW gun and GTAW TIG torch, filler metal and adaptive foot pedal devices realistically simulate the look, feel and action of actual guns and torches.
- Practice flat, horizontal, vertical and overhead 5G and 6G on mild steel, aluminium, stainless steel.
- Extremely realistic weld puddle is visually and audibly responsive to operator behaviour, helping welders learn when to adjust welding technique. Welding discontinuities appear when improper technique is used.
- Tracks and scores key weld parameters including work angle, travel angle, travel speed, distance and position.

Processes

Simulated: SMAW, GTAW, GMAW, FCAW

Input

1 PHASE, 50/60 Hz

Output

115V, 230V

Product	Reference	Input Power V/Ph/Hz	Input Current @ Rated Output	Dimensions H x W x D (mm)	Weight (kg)
VRTEX® 360 (Single User) Crate	K4601-3	115/230/1/50/60	4A@115 2A@230	Machine: 874 x 503 x 975 Stand: 1993.9 x 914.4 x 1178.1 Crate: 1219.2 x 1219.2 x 1219.2	Machine: 90.7 Packaged Weight: (Crate, Machine & Stand): 226.8
Pallet	K4601-1				

VRTEX® 360+

Dual User Virtual Reality Welding Training Simulator in Crate.

- Dual stands allows for the training of two students at the same time on one machine, each independently performing welds using different processes, coupons, joints and Welding Procedure Specifications (WPS).
- Retractable SMAW stick stinger, GMAW/FCAW gun and GTAW TIG torch, filler metal and adaptive foot pedal devices realistically simulate the look, feel and action of actual guns and torches.
- Practice flat, horizontal, vertical and overhead 5G and 6G on mild steel, aluminium, stainless steel.
- Extremely realistic weld puddle is visually and audibly responsive to operator behaviour, helping welders learn when to adjust welding technique. Welding discontinuities appear when improper technique is used.
- Tracks and scores key weld parameters including work angle, travel angle, travel speed, distance and position.

Processes

Simulated: SMAW, GTAW, GMAW, FCAW

Input

1 PHASE, 50/60 Hz

Output

115V, 230V

Product	Reference	Input Power V/Ph/Hz	Input Current @ Rated Output	Dimensions H x W x D (mm)	Weight (kg)
VRTEX® 360+ (Dual User) Crate	K4602-3	115/230/1/50/60	4A@115 2A@230	Machine: 874 x 503 x 975 Stand: 1993.9 x 914.4 x 1178.1 Crate: 1219.2 x 1219.2 x 1219.2	Machine: 90.7 Packaged Weight (Crate, Machine & Stand): 226.8
Pallet	K4602-1				

REALWELD®

Advanced welding trainer.

- One-Pak package includes welding power source and fume system.
- Audio coaching, which can be turned off anytime, provides guidance with weld speed, angles, aim, contact tip to work distance/arc length and position in the weld.
- Perform multi-pass welds on 152 mm or 457 mm jigs.
- Integrated touchscreen can be used with gloved hands to access feedback, videos, documents, images, websites, or curriculum.
- Slim, vertical design is ideal for use in any weld booth.

Processes
Stick, MIG, Flux-Cored

Input
1 PHASE | 50/60 Hz

Output
115V | 230V

Product	Reference	Input Power V/Ph/Hz	Input Current @ Rated Output	Operating System	Processor/ Memory	Hard Drive	Ports (qty) – USB 2.0/Ethernet	Dimensions H x W x D (mm)	Weight (kg)
RealWeld® CE	K4344-4	115/230/1/50/60	3A @ 115VAC 1.5A @ 230VAC	Windows® 7 (32 bit)	Intel® Core i3/4GB	High Performance 256GB	2/2	Lowered: 1943 x 914 x 914 Raised: 2540 x 914 x 914	Net: 882 Crate: 1102
RealWeld® CE International One-Pak	K4344-7								Net: 1378 Crate: 1544
Set of 457 mm Weld Fixtures (qty 3)	K4344-2								–

VRTEX® 360 COMPACT

MAKES VIRTUAL WELDING TRAINING SMARTER, FASTER & MORE EFFICIENT

Join us now

EDUCATING **EXCELLENCE** IN WELDING.

Discover virtual welding training in a new, compact size

Lincoln Electric's VRTEX® 360 Compact is a new, small Virtual Reality Welding Simulator for mobile-use in multiple environments. It provides a flexible, powerful, cutting-edge solution for cultivating welding talent quickly and resourcefully. The cost-effective small-sized solution offers superior graphics, which creates the most realistic and responsive welding puddle available and it convinces with accurate sounds and movements. With the new VRTEX® 360 Compact, virtual welding training can seamlessly transfer into real-world, hands-on welding training.

education.lincolnelectric.com

LINCOLN ELECTRIC

WELDLINE®
by Lincoln Electric

WELDLINE®
by Lincoln Electric

MORE COMFORT AND SAFETY FOR WELDERS

Weldline® by Lincoln Electric is the transversal brand for the Welder Environment.

By offering complete individual protective equipment as well as tools and accessories dedicated to welding applications, our objective is to create more comfort and safety for the welder. The portfolio is a careful selection of quality products including:

- Welding torches and expendables
- Personal protection equipment
- Other accessories for welding applications

Download your **safety data sheets** and **conformity certificates** on our websites

WELDING HELMETS

Specifications	FGS™ Series	3350 Series	2450 Series	Eurowave 3.0 LS Black / Streetart	Eurospeed LS Black / Weld play	Chameleon 3VO Streetart / Welding Legend / Squad	Euroone
Variable Shade Range/ Control	5-13 Internal	5-13 Internal	5-13 Internal	8-13 Internal	9-13 Internal	8-13 Internal	9-13 External
Optical Clarity Rating	1/1/1/1	1/1/1/1	1/1/1/1	1/1/1/1	1/1/1/2	1/1/1/2	1/1/1/2
Auto-Darkening Viewing Area	108 x 75 mm	95 x 85 mm	97 x 62 mm	97 x 60mm	98 x 44 mm	97 x 40 mm	98 x 44 mm
Grind Mode Shade / Control	DIN4 / Internal	DIN4 / External	DIN4 / External	DIN3 / External	DIN3,5 / Internal	DIN3/No	DIN3,5/External
Delay Control Dark to Light (sec)	0,0-1,0 Digital Adjustment	0,1-1,0 s fully adjustable	0,1-1,0 s fully adjustable	0,1-1,0 s fully adjustable	0,1-1,0 by infinitely dial knob	0,1-1,0 by infinitely dial knob	0,1-1,0 by infinitely dial knob
Number of Arc Sensors	4	4	4	4	2	2	2
Weight (g)	793	606	595	560	475	445	490
Lens Switching Speed (sec)	1/25,000	1/25,000	1/25,000	1/25,000	1/25,000	1/12,000	1/16,000
Optic Technology	4C Technology	4C Technology	4C Technology	Light Shade Technology	Light Shade Technology	Standard	Standard
Magnifying "Cheater" Capable Lens	Yes	Yes	Yes	Yes	No	Yes	No
TIG Amp Rating	≥2 A /DC ≥2 A /AC	≥2 A /DC ≥2 A /AC	≥2 A /DC ≥2 A /AC	≥2 A /DC ≥2 A /AC	≥5 A /DC ≥5 A /AC	≥5 A /DC ≥5 A /AC	≥10 A /DC ≥ 10 A /AC
Light Sensitivity Control	Digital Display Control	Continuous	Continuous	Continuous	by infinitely dial knob	by infinitely dial knob	by infinitely dial knob
Bonus accessories	Side Windows + Planch of stickers + Bag + Bandana	Planch of stickers + Bag + Bandana	Planch of stickers + Bag + Banadana	-	Planch of stickers	-	-
Cartridge Size (mm)	122 x 154,5	114 x 133 mm	114 x 133 mm	114 x 133 mm	110 x 90 mm	110 x 90 mm	110 x 90 mm
Auto-Darkening Viewing Area (mm²)	8100	8075	6014	5820	4312	3880	4312
Headgear Type	UPGRADED FOUR AXIS PIVOT	X6 AXIS PIVOT	X6 AXIS PIVOT	FOUR AXIS PIVOT	FLEXSPEED LS + cushion	FLEX3V0	FLEXONE
Battery Type	Solar cell + 2 CR2450 Replaceable Batteries	Solar cell + 2 CR2450 Replaceable Batteries	Solar cell + 2 CR2450 Replaceable Batteries	Solar cell + 2×CR2450 replaceable lithium battery	Solar cell + Battery replaceable (2xAAA Alkaline batteries)	Solar cell + 2 alkaline battery	Solar cells, no battery change required
Graphic options	1	4	2	2	3	3	1
Value Proposition	Best In Class Specifications With Added Productivity & Safety Features	Best in Class Specifications & Features	Enhanced Versatility	Light state DIN3	Good value	Efficient value solution with Optical class improved and variant graphics	Efficient value solution with grinding mode

Specifications	Europure Plus 5500 LS	Zephyr LS/Flipair 4500 LS
Variable Shade Range/Control	5-13 Internal	5-13 Internal
Graphic options	1	2
Optical Clarity Rating	1/1/1/1	1/1/1/2
Auto-Darkening Viewing Area	107 x 75 mm	97 x 60 mm
Grind Mode Shade / Control	DIN4/External	DIN3/External
Delay Control Dark to Light (sec)	0,1-1,0 s fully adjustable	0,1-1,0 s fully adjustable
Number of Arc Sensors	4 independent optical sensors	4 independent optical sensors - Magnetic in X mode
Weight (g)	793 + 1867	938 + 1760
Lens Switching Speed (sec)	1/25,000	1/25,000
Optic Technology	Light Shade Technology	Light Shade Technology
Magnifying "Cheater" Capable Lens	Yes	Yes
TIG Amp Rating	≥2 A /DC ≥2 A /AC	≥2 A /DC ≥2 A /AC
Light Sensitivity Control	Continuous	Continuous
Bonus accessories	Side Windows + Planch of stickers + Duffle Bag + Bandana+Shoulder Straps	Duffle Bag +Shoulder Straps
Cartridge Size (mm)	156 x 123 mm	110 x 90 mm
Auto-Darkening Viewing Area (mm²)	8025	5820
Headgear Type	Advanced Headgear	FLEXTECH I
Battery Type	Solar cells + 2 exchangeable lithium batteries Battery type: Rechargeable Li-ion Battery (More effective)	Solar cells + 2 exchangeable lithium batteries Battery type: Rechargeable Li-ion Battery (More effective)
Low Battery Indicator	Visible, Audible and Vibrate alarms to ensure safety	Visible, Audible and Vibrate alarms to ensure safety
Stand by time of battery (h)	9	8
Time of charge of battery (h)	1	4
Air flow rate (l/min)	Low speed: 170l/min, High speed: 210l/min	Low speed:160l/min, High speed:200l/min
Battery Type	Solar cell + 2 CR2450 Replaceable Batteries	Solar cell + 2 CR2450 Replaceable Batteries
Value Proposition	The ultimate welder protection - TH3 Class	Complete solution designed to protect welders in the most effective way - TH2 Class

VIKING™ 3250D FGS™ NEW

The single helmet solution.

- Perfect 1/1/1/1 optical clarity rating (EN379).
- DIN 4/5-13.
- Integrated clear grind shield with anti-fog coating.
- Shade five side windows notably increase peripheral vision.
- Extra large auto darkening display (108 x 75 mm) offers a wide screen view
- Enhanced Outdoor Performance
- Magnifying "cheater" lens capability.
- New, pivot-style headgear.

Processes
Stick, TIG, Pulsed TIG, MIG, Pulsed MIG, Flux-Cored, Gouging, Grinding

Reference	
Viking™ Helmet 3250D FGS™	K3540-3-CE

VIKING™ 3350 SERIES 4 NEW

The new & improved VIKING™ 3350, our top-of-the line helmet series, is the ultimate blend of optics comfort & versatility.

- Perfect 1/1/1/1 optical clarity rating (EN379).
- Continuously variable 5-13 shade with internal control.
- Continuously variable sensitivity and delay.
- Grind mode - external button.
- 95 x 85 mm view size: the largest in the VIKING line.
- Large (133 x 114 mm) cartridge size.
- Four arc sensors.
- Enhanced Outdoor Performance
- Magnifying "cheater" lens capability.
- New, pivot-style headgear.

Processes
Stick, TIG, Pulsed TIG, MIG, Pulsed MIG, Flux-Cored, Gouging, Grinding

Reference	
Viking™ 3350 Daredevil	K3683-4-CE
Viking™ 3350 Motorhead™	K3100-4-CE
Viking™ 3350 BlackMat	K3034-4-CE
Viking™ 3350 Mojo™	K3101-4-CE

VIKING™ 2450 SERIES NEW

The new & improved VIKING™ 2450, our lightweight premium helmet series, offers an excellent blend of optics, comfort & versatility.

- Perfect 1/1/1/1 optical clarity rating (EN379).
- Continuously variable 5-13 shade with internal control.
- Continuously variable sensitivity and delay.
- Grind mode - external button.
- 97 x 62 mm view size.
- Large (133 x 114 mm) cartridge size.
- Four arc sensors.
- Enhanced Outdoor Performance
- Magnifying "cheater" lens capability.
- New, pivot-style headgear.

Processes
Stick, TIG, Pulsed TIG, MIG, Pulsed MIG, Flux-Cored, Gouging, Grinding

Reference	
Viking™ 2450 Black	K3028-4-CE
Viking™ Heavy Metal®	K3029-4-CE

EUROWAVE 3.0 LS

NEW

Light-weight autodarkening helmet with optimised head protection and an exclusive design.

- The viewing area of 97 x 60mm.
- Lense switching speed: 1/25,000 s.
- Lightweight and comfortable.
- Four arc sensors.
- DIN 3/8-13.
- Grind mode - external button.
- Large (133 x 114 mm) cartridge size.
- Magnifying "cheater" lens capability.

Reference	
Eurowave 3.0 LS Black	W403900
Eurowave 3.0 LS Streetart	W403901

Processes
Stick, TIG, Pulsed TIG, MIG, Pulsed MIG, Flux-Cored, Gouging, Plasma Cutting, Grinding

WARRANTY 2 YEARS

RoHS Compliant 2002/95/EC

EUROSPEED LS

All the comfort and security of an autodarkening helmet, delivered with different stickers for personalisation. PREMIUM OPTICS with Exclusive LS technology which creates a crystal clear, true colour view of the arc and puddle.

- The viewing area of 98 x 44 mm.
- Lense switching speed: 1/25,000 s.
- Two arc sensors.
- DIN 3.5/9-13.
- Delivered with one inside and two outside protection plates plus a sweat band and comfort cushion on the headgear.
- Magnifying "cheater" lens capability.

Reference	
Eurospeed LS	W000403824
Eurospeed LS Weld Play	W000403824-6

Processes
Stick, TIG, Pulsed TIG, MIG, Pulsed MIG, Flux-Cored, Gouging, Plasma Cutting, Grinding

WARRANTY 18 MOND

RoHS Compliant 2002/95/EC

LIGHT SHADE TECHNOLOGY

CHAMELEON 3VO

Auto Darkening Welding Helmet, Comfortable and light with Auto-Start ADF Filter, Black, Blue and Red. Anti-fog coating - helps maintain a consistently clear view.

- The viewing area of 97 x 40 mm.
- Lense switching speed: 1/12,000 s.
- Two arc sensors.
- DIN 3/8-13.
- Delivered with one inside and two outside protection plates plus antifog treated screen, one anti-transpiration headband and one comfort cushion.
- Magnifying "cheater" lens capability.

Reference	
Chameleon 3VO Squad	W403547
Chameleon 3VO Streetart	W000403546
Chameleon 3VO Welding Legend	W403548

Processes
Stick, MIG

WARRANTY 1 YEAR

RoHS Compliant 2002/95/EC

EUROONE

Auto Darkening Welding Helmet Comfortable and light with external grinding mode, Black and Red.

- The viewing area of 98 x 44 mm.
- Lense switching speed: 1/16,000 s.
- Two arc sensors.
- DIN 3,5/9-13.
- Grind mode - external button.
- Delivered with two outside and two inside protection plates plus a sweat band.

Reference	
Euroone	W000403823
Euroone No rules No Limits	W000403823-1

Processes
Stick, MIG, Plasma Cutting, Grinding

WARRANTY 1 YEAR

LINCOLN ELECTRIC SPLIT OR GRAIN LEATHER HELMET BIB

NEW

With Press Fit Silicone Seal

- NECK PROTECTION - Durable split leather construction protects the neck from arc flash, spatter and sparks.
- INNOVATIVE CONNECTION - Unique press fit silicone seal easily attaches to the welding helmet edge for full frontal neck coverage.
- DURABLE - Kevlar stitched seams with hemmed edge to prevent rips or tears.
- COMPATIBILITY - Use with all Lincoln welding helmets and most competitive models

Reference	
Split leather helmet bib	KP3729-1
Grain leather helmet bib	KP3730-1

VIKING CHEATER LENS*

NEW

** These magnifying glasses can be used with Eurowave 3.0 LS, Viking 2450 series, Viking 3350 series, Viking FGS and EUROPURE 5500 LS*

Reference			
Cheater lens 1.00 magnification	KP3046-100	Cheater lens 2.00 magnification	KP3046-200
Cheater lens 1.25 magnification	KP3046-125	Cheater lens 2.25 magnification	KP3046-225
Cheater lens 1.50 magnification	KP3046-150	Cheater lens 2.50 magnification	KP3046-250
Cheater lens 1.75 magnification	KP3046-175		

MAGNIFYING GLASS EN 166**

NEW

Diopter	108 x 51 mm or 105 x 50 mm
+ 1.0	W000335031
+ 1.5	W000335032
+ 2.0	W000335033
+ 2.5	W000335034

For some precision welding, magnifying the work zone is necessary. These lenses must be used with coloured filtering glasses.

*** These magnifying glasses can be used with CHAMELEON 3V0, CHAMELEON 4V+ LS, EUROLUX LS, ZEPHYR 4500 LS and FLIP'AIR 4500 LS*

DUFFLE BAG

- Generous Dimensions - WELDLINE BY LINCOLN ELECTRIC Duffle bag holds your Welding Gear and/or after-work street cloths Black/Red (68 x 34 x 31 cm).
- Generous Dimensions - LINCOLN ELECTRIC Duffle bag holds your Welding Gear and/ or after-work street cloths Black/Red (62 x 29.5 x 29.5 cm).

Reference	
Order code	2019-STUDENTSET

Reference	
Order code	SPORTBAG

LED LIGHT

Welding helmet lights for darker workstations. Darker workstations cause inefficiency. The added ambient light is intended to illuminate the area around the weld zone, so that old tired eyes, and young defective eyes can better see the markers of direction of travel and speed needed to get a good weld, no matter what shade you are using. It is adding to the reflected light surrounding the weld area, but only in a minute amount to the light coming from the arc, and the molten metal of the puddle.

Reference	
LED LIGHT	WP202201

LINCOLN ELECTRIC HELMET BACKPACK

Great for protecting your welding helmet!
Lightweight Storage Carrying Bag.
Center compartment opens wide for easy access to your helmet. Side pockets are perfect for spare cover lenses and other small gear.

Reference	
Helmet BackPack	WP202203

LINCOLN ELECTRIC FLAME RETARDANT COTTON EXTENDED PROTECTION FOR HEAD

With Press Fit Silicone Seal

- HEAD PROTECTION - Durable flame retardant cotton construction protects the head from arc flash, spatter and sparks
- INNOVATIVE CONNECTION - Unique press fit silicone seal easily attaches to the welding helmet top for full head coverage
- DURABLE - Kevlar stitched seams with hemmed edge to prevent rips or tears
- COMPATIBILITY - Use with all Lincoln welding helmets and most competitive models

Reference	
Flame retardant cotton extended protection	WP202204

EUROPUREPLUS™ 5500 LS

POWERED AIR PURIFYING RESPIRATOR-TH3 Class.

- Extra large viewing area of 107 x 75 mm.
- Lense switching speed: 1/25,000 s.
- Four arc sensors.
- DIN 4/5-13.
- Magnifying cheater lens capability
- Integrated clear grind shield with anti-fog coating.
- Shade five side windows notably increase peripheral vision.
- Helmet with powered and filtered air flow. AIR FLOW RATE (l/min) : Low speed:170l/min ;High speed:210l/min

Processes

Stick, TIG, Pulsed TIG, MIG, Pulsed MIG, Flux-Cored, Gouging, Plasma Cutting, Grinding

WARRANTY 2 YEARS

WARRANTY 1 YEAR Blower

Reference	
EUROPUREPLUS™ 5500 LS	W403676

ZEPHYR LS / FLIPAIR LS

Bring the fume protection and filtered air directly to the operator working in difficult conditions.

- Large viewing area of 5 820 mm².
- Lense switching speed: 0.04 ms.
- Four arc sensors.
- DIN 3/5-13.
- INFOTRACK & X-mode.
- Helmet with powered and filtered airflow.
- ZEPHIR LS: Grinding mode with external button.
- FLIPAIR LS: FLIP UP version.
- Flip-up LCD filter for grinding (Flipair LS).
- The ultimate welder protection.
- Delivered in a rugged carry bag with accessories.

Processes

Stick, TIG, Pulsed TIG, MIG, Pulsed MIG, Flux-Cored, Gouging, Plasma Cutting, Grinding

WARRANTY 2 YEARS

Reference	
Zephyr LS Helmet	W000403674
Zephyr LS LCD cell	W000402681
Flipair LS Helmet	W000403675
Flipair LS LCD cell	W000402682

OPTIONAL ACCESSORIES EUROPURE PLUS 5500 LS

PAPR - ADJUSTABLE LEATHER BELT ASSEMBLY

Adjustable leather belt assembly secures EUROPURE PLUS 5500 LS air purifying blower to operators waist.

- Cushioned backpad for enhanced comfort
- Leather belt offers excellent durability against heat, spatter, sparks and more
- Slide adjustable fit allows operator to adjust tightness

Reference	
PAPR - Adjustable Leather Belt Assembly	WP403676-29

BACKPACK

Replaces belt and shoulder straps to improving weight distribution and comfort.

Reference	
Backpack	WP403676-31

FILTER TYPE: A1B1E1K1

Features:

- Captures organic, inorganic and acidic gases and vapours

Protection:

- Against organic gases / Inorganic gases / Sulfur dioxide, acidic gases / Ammonia and organic ammonia derivatives

Reference	
Filter type: A1B1E1K1y	WP403676-30

Application operation:

- Assembly, facility maintenance, grinding, machine operation, welding, painting

Application industry:

- Chemicals, mining, oil, natural gas

Can be combined with P3 FILTER for a protection against particulates.

ODOR FILTER

NEW

Reference	
Odor filter	WP403676-36

**Official launching Q3 2023*

FAST-CHARGING EXTENDED BATTERY

- Battery type : Rechargeable Li-ion Battery
- Battery duration : 15 hours (Low speed : 170+ lpm)
  9 hours (High speed : 210+ lpm)
- Battery charge time : 2 hours
- Battery life : 550 charges

Reference	
Fast-charging Extended battery	WP403676-2

WELDING GEAR

MIG UNIVERSAL COMFORT

- The UNIVERSAL COMFORT gloves are designed to protect the hand during normal welding applications in MMA/MIG/MAG/TIG processes and have a grain leather palm for extra sensitivity.

Heat resistance ★★★☆☆
Dexterity ★★★★★
Abrasion resistance ★★★★☆
Molten metal splashes ★★★★★

Recommended use

Stick, MIG

Personal Protective Equipment regulation (UE)2016/425

EN 420: 2003+(A1:2009) - 3
EN 407:2004 - 4 1 3 2 4 x
EN 388:2016 - 2 1 3 2 x
EN 12477:2001+(A1:2005) - TYPE A

Reference

Size 9	WG-MIG-1-CE-T9
Size 10	WG-MIG-1-CE
Size 11	WG-MIG-1-CE-T11
Size 12	WG-MIG-1-CE-T12

MIG UNIVERSAL COMFORT +

- The UNIVERSAL COMFORT + gloves are designed to protect the hand during normal welding applications in MMA/MIG/MAG processes.

Heat resistance ★★★★☆
Dexterity ★★★★☆
Abrasion resistance ★★★★★
Molten metal splashes ★★★★★

Recommended use

Stick, MIG

Personal Protective Equipment regulation (UE)2016/425

EN 420: 2003+(A1:2009) - 3
EN 407:2004 - 4 1 3 2 4 x
EN 388:2016 - 4 2 3 4 x
EN 12477:2001+(A1:2005) - TYPE A

Reference

Size 7	WG-MIG-2-CE-T7
Size 8	WG-MIG-2-CE-T8
Size 9	WG-MIG-2-CE-T9
Size 10	WG-MIG-2-CE
Size 11	WG-MIG-2-CE-T11

MIG IRON PROTECT

- The MIG IRON PROTECT gloves are designed to deliver a high level of protection during normal welding applications in MMA/MIG/MAG processes.

Heat resistance ★★★★★
Dexterity ★★★☆☆
Abrasion resistance ★★★☆☆
Molten metal splashes ★★★★★

Recommended use

Stick, MIG

Personal Protective Equipment regulation (UE)2016/425

EN 420: 2003+(A1:2009) - 3
EN 388:2016 - 4 2 3 4 x
EN 407:2004 - 4 1 3 2 4 x
EN 12477:2001+(A1:2005) - TYPE A

Reference

Size 10	WG-MIG-3-CE
Size 11	WG-MIG-3-CE-T11

MIG IRON PROTECT +

- The MIG IRON PROTECT+ gloves are designed to deliver a high level of protection during normal welding applications in MMA/MIG/MAG processes.
- The natural grain leather palm provides extra sensitivity.

Recommended use

Stick, MIG

Personal Protective Equipment regulation (UE)2016/425

EN 420: 2003+(A1:2009) - 3
EN 388:2016 - 2 1 2 2 x
EN 407:2004 - 4 1 3 2 4 x
EN 12477:2001+(A1:2005) - TYPE A

Reference

Size 10	WG-MIG-4-CE
Size 11	WG-MIG-4-CE-T11

MIG IRON ALU

- The MIG IRON ALU gloves are designed for a high level of protection of hands during heavy welding applications.
  - **COMFORT:** the Split leather (1.1-1.3 B" thickness 1.1 / 1.3 mm color Red, black) and the cotton fleece lining which increases the glove's thermal insulation
  - **RESISTANCE:** the aluminized textile back offers strong resistance to heat, radiation and small splashes of molten metal. Aluminized Fabric: 100% para-aramid, 480 g / m², BASF THERMAL ENGINEERING.
  - **SAFETY:** the split leather cuff helps to protect a large part of the forearm against mechanical hazards.

Recommended use

MIG-MAG / MMA

Personal Protective Equipment regulation (UE)2016/425

EN 21420:2020
EN 388:2019
EN 407:2004
EN 12477:2001+A1:2005

Reference

Size 10	W10420

THERMAL SCREEN

Thermal protection added to a glove.

- Dimensions 200 x 150 mm.
- Fitted with two elastic straps at palm and cuff level.
- Split leather lined with Kevlar. Heat and flame resistant.
- One aluminised side reflects 95% of radiant heat.
- Double Kevlar thread seams.
- The set consists of two pieces.



EN 532

Reference

W335162

TIG FLEX SENSITIVE

- The TIG FLEX SENSITIVE gloves are designed to give a high level of dexterity and flexibility for normal welding applications in TIG/Flame processes.
- The favourite gloves of TIG welders.
- Made of goat leather.

Heat resistance ★★☆☆☆ | Dexterity ★★★★★ | Abrasion resistance ★★☆☆☆ | Molten metal splashes ★★★☆☆

Recommended use

TIG

Personal Protective Equipment regulation (UE)2016/425

EN 420: 2003+(A1:2009) - 3
EN388 :2016 - 2 1 3 2 x
EN407 :2004 - 4 1 3 2 4 x
EN 12477:2001+(A1:2005) - TYPE A

Reference

Size 8	WG-TIG-8-CE
Size 9	WG-TIG-9-CE
Size 10	WG-TIG-10-CE
Size 11	WG-TIG-11-CE

WORKER GLOVES FULL LEATHER STEEL

- Top grain cowhide leather delivers excellent fit and dexterity whilst the goat skin back allows the glove to breathe.
- The palm is padded for comfort with the hook and loop soft rubber tabbed wrist closure and a flexible elastic band ensures a snug, comfortable fit.

Recommended use

Fabrication work

Personal Protective Equipment regulation (UE)2016/425

EN 388:2016+(A1) - 3 1 1 1 x

Reference

Size S	W2977-S-CE
Size M	W2977-M-CE
Size L	W2977-L-CE
Size XL	W2977-XL-CE

TIG FLEX SENSITIVE
Female

- The TIG FLEX SENSITIVE FEMALE gloves are designed to ensure the high level of dexterity and flexibility for regular welding applications in TIG/Flame processes.
- Made of goat leather, they are favoured by female TIG welders.

Heat resistance ★★☆☆☆ | Dexterity ★★★★★ | Abrasion resistance ★★☆☆☆ | Molten metal splashes ★★★☆☆

Recommended use

TIG

Personal Protective Equipment regulation (UE)2016/425

EN 420: 2003+(A1:2009) - 3
EN388 :2016 - 2 1 3 2 x
EN407 :2004 - 4 1 3 2 4 x
EN 12477:2001+(A1:2005) - TYPE A

Reference

Size 8	WG-TIG-8-CE-L
Size 9	WG-TIG-9-CE-L

MIG UNIVERSAL COMFORT
Female

- The UNIVERSAL COMFORT FEMALE gloves are designed to protect hands during regular welding applications in MMA/MIG/ MAG/TIG processes and have grain leather palms for extra sensitivity.

Heat resistance	Dexterity	Abrasion resistance	Molten metal splashes
★★★☆☆	★★★★★	★★★★☆	★★★★★

Recommended use

Stick, MIG

Personal Protective Equipment regulation (UE)2016/425

EN 420: 2003+(A1:2009) - 3
EN 407:2004 - 4 1 3 2 4 x
EN 388:2016 - 2 1 3 2 x
EN 12477:2001+(A1:2005) - TYPE A

Reference

Size 8	WG-MIG-1-CE-T8-L
Size 9	WG-MIG-1-CE-T9-L

WELD'FIT COMFORT

WELD'fit products are heat and flame resistant and provide the highest protection for the welders.

Composition:

- Jacket: split leather, grain leather.
- Apron, sleeves and gaiters: split leather, grain leather.

Standard:

Rules (EU) 2016/425 European Regulation on Personal Protective Equipment

UNI EN ISO 13688:2013: (general requirements for innocuousness, ergonomics and sizes),

UNI EN ISO 11611:2015: (use in welding operations and related procedures)
Products are manufactured according to the Rules (EU) 2016/42

SHORT AND LONG SLEEVES

The short and long sleeves in split leather are intended to protect arms from fine welding spatters.

- Made of split leather tanned with chromium salts (mineral substances).
- Fixed with leather straps.
- Elastic ribbing on the wrists.
- Single size.

Reference	
Short oversleeves	W000404083
Long oversleeves	W000404084

PPE II° category
Certified by EU 425/2016
EN 11611 A1
Class 2

Long oversleeves

Our long oversleeves cover sleeves up to 60 cm long. They are ergonomic, elastic at the wrist and easy to fasten with leather laces on the shoulders.

Short oversleeves

Short oversleeves cover sleeves up to 40 cm long, and are ergonomic and elastic at the ends.

SPLIT LEATHER WELDING JACKET

Fastened with snap buttons covered with leather, our comfortable split leather jacket has an inside pocket. Split leather welding jackets are designed to protect the upper body of the user from fine welding spatters and grinding particles.

- The jacket fastens in the front with an overlap of leather and Velcro for additional protection against spatters; the inner neck is made of double cotton for comfort.
- Elastic ribbing on the wrists.
- Finished in red trim.
- Length: ± 780 mm.

Reference	
Size S*	W000404090-S
Size M*	W000404090-M
Size L	W000404090-L
Size XL	W000404090
Size 2XL	W000404091
Size 3XL*	W000404090-3XL
Size 4XL*	W000404090-4XL
Size 5XL*	W000404090-5XL

* On demand

PPE II° category
Certified by EU 425/2016
EN 11611 A1
Class 2

Button closure under flap

Customise your welding jacket thanks to the removable velcro band

Breathable

GRAIN LEATHER WELDING JACKET

Fastened with snap buttons covered with leather, our comfortable, regular fit grain leather jacket has an inside pocket and an elasticated wrist.

- Half of the back is made from flame retardant cotton, ensuring the jacket is light and flexible.
- The jacket fastens in the front with an overlap of leather and Velcro for additional protection against spatters; the inner neck is made of double cotton for comfort.
- Elastic ribbing on the wrists.
- Finished in red trim.
- Length: ± 780 mm.

Reference	
Size S*	W000404092-S
Size M*	W000404092-M
Size L	W000404092-L
Size XL	W000404092
Size 2XL	W000404093
Size 3XL*	W000404092-3XL
Size 4XL*	W000404092-4XL
Size 5XL*	W000404092-5XL

* On demand

Button closure under flap

Customise your welding jacket thanks to the removable velcro band

PPE II° category Certified by EU 425/2016 EN 11611 A1 Class 2

Breathable

With the blank velcro, you can add your company's logo, name or message of your choice.

GRAIN LEATHER WELDING JACKET
Female

Fastened with snap buttons covered with leather, grain leather jackets for HER are adjustable and comfortable. These welding jackets are designed to protect the upper body.

- 100% leather.
- The jacket overlaps in the front offering additional protection against spatters. The inner neck coating consists of two layers of cotton for extra comfort.
- Finished in pink trim.
- Length: ± 780 mm.
- Available sizes: S, M, L, XL.
- One split leather bag included.

Reference	
Size S	WJL-S-2019
Size M	WJL-M-2019
Size L	WJL-L-2019
Size XL	WJL-XL-2019

PPE II° category Certified by EU 425/2016 EN 11611 A1 Class 2

Included: one split leather bag.

Use the bag provided with the jacket to create your personalised package.

GAITERS

Split leather gaiters, fastened with straps or with leather band are used to protect the bottom of the trousers and shoes from sparks and heat generated during welding and grinding operations.

Length: 30 cm.

- The gaiters are manufactured from four pieces that are stitched together. Adjustable leather belt/velcro strap and under-strap are added to secure the shoes.

PPE II° category Certified by EU 425/2016 EN 11611 A1 Class 2

Reference	
Gaiters with straps	W000404081
Gaiters with velcro	W000404082

LEATHER APRON

Designed to protect clothes from welding spatters and grinding particles.

Split leather apron:

- Premium split leather protective welding apron is tanned with chromium salts (mineral substances).
- Leather or cotton strap with quick release clips attached to the waist and the flap.

Grain leather apron:

- Protective welding apron made of premium grain leather tanned with chromium salts (mineral substances).
- Leather strap fixed through bound eyelets to the waist and the flap.
- Single size.

Reference	
Grain leather apron 1100 x 800	W000404085
Split leather apron 1100 x 800	W000404086
Split leather apron 900 x 600 leather laces	W000404087
Split leather apron 900 x 600 fabric laces	W000404088

WELD'FIT COTTON CLOTHING

WELD'fit WELDING GARMENTS are made from 305 gr/m² flame retardant fabric – high heat resistance and spatter, contain multiple pockets which are fastened with velcro and manufactured according to EN ISO 11611:2015 Class 1/A1+A2.

As requested by EN norms, our items have clear and permanent markings and are sold together with their instruction manual.

Regulation:

Personal Protective Equipment Regulation PPER (EU) 2016/425.

EN ISO 11611 - Protective clothing for welding and related processes.

Clothing produced according to EN ISO 11611 serves to protect the wearer whilst welding or performing allied processes involving comparable risks. This clothing provides protection against spatter (minor splashes of molten metal) and so-called welding beads as well as brief contact with flames and radiant heat from the arc. Under normal welding conditions, it offers limited electrical insulation against DC voltage of up to approximately 100 V. According to EN ISO 11611, the clothing is divided into the following classes depending on their level of protection: Class 1 or Class 2.

Class 1 – protection against less hazardous welding techniques and situations causing lower levels of spatter and radiant heat.

A1-A2 – Protection against limited flame spread.

Customisable velcro

Sleeve tightening snap button

BLACK WELDING TROUSERS – FLAME RETARDANT COTTON

Practical and comfortable trousers in flame retardant cotton. Black & Red flame retardant fabric 305 gr./m².

- Knee protection.
- Left side back pocket, fastened with velcro.
- Black Kevlar thread (Aramid fabric).
- Machine Washable 40°.

Personal Protective Equipment Regulation

PPER (EU) 2016/425

EN ISO 11611:2015 Class 1/A1+A2

Reference	
Size M	WP10570-M
Size L	WP10570-L
Size XL	WP10570-XL
Size 2XL	WP10570-2XL

WELDING HOOD – FLAME RETARDANT COTTON

One size fits all. Head and neck cover. Black & Red flame retardant fabric 305 gr./m². Width: 30 cm.

- Black Kevlar thread (Aramid fabric).
- Machine Washable 40º.

Personal Protective Equipment Regulation
PPER (EU) 2016/425
EN ISO 11611:2015 Class 1/A1+A2

Reference	
All size	W2995-ALL-CE

DOO RAG – FLAME RETARDANT COTTON

One size fits all. Let your WELDLINE by LINCOLN ELECTRIC colours show! This premium doo rag, made from 305 gr./m² flame retardant fabric, features an athletic mesh for fast sweat evaporation.

- Black Kevlar thread (Aramid fabric).
- Machine Washable 40º.

Personal Protective Equipment Regulation
PPER (EU) 2016/425
EN ISO 11611:2015 Class 1/A1+A2

Reference	
All size	W2993-ALL-CE

WELDING BEANIE – FLAME RETARDANT COTTON

One size fits all. Protect your head with this authorised WELDLINE by LINCOLN ELECTRIC flame retardant beanie.

- Black Kevlar thread (Aramid fabric).
- Stretch.
- Machine Washable 40º.

Personal Protective Equipment Regulation
PPER (EU) 2016/425
EN ISO 11611:2015 Class 1/A1+A2

Reference	
All size	W2994-ALL-CE

TRADITIONAL SPLIT LEATHER-SLEEVED JACKET

Split cowhide sleeves resist spatter and wear, whilst lightweight material on the chest and back keep the wearer cool and comfortable. This basic jacket features an inside pocket and adjustable sleeves. Stylish and comfortable. Adjustable sleeves snap into place. Made with 100% flame-retardant material for maximum protection. Black & Red flame retardant fabric 305 gr./m².

- One Internal left pocket.
- Sleeve tightening snap button.
- Collar fastened with velcro.
- Black Kevlar thread (Aramid fabric).
- Not Washable.

Customise your welding jacket thanks to the removable velcro band

Personal Protective Equipment Regulation
PPER (EU) 2016/425
EN ISO 11611:2015 Class 1/A1+A2

Reference	
Size M	W3106-M-CE
Size L	W3106-L-CE
Size XL	W3106-XL-CE
Size 2XL	W3106-2XL-CE
Size 3XL	W3106-3XL-CE

GRAIN LEATHER-SLEEVED JACKET

For optimal protection and freedom of movement for MIG or stick welding, choose our full-grain leather sleeve jacket with a flame-retardant, 100% cotton chest panel. The flip-up collar secures with an adjustable hook and loop closure and the front panel secures with an extra flap, for full closure. Horizontal hip pockets provide secure compartments for personal items. Comfort and dexterity for MIG or stick welding. Black & Red flame retardant fabric 305 gr./m².

- Two external pockets which are closable with velcro.
- Sleeve tightening snap button.
- Collar fastened with velcro.
- Black Kevlar thread (Aramid fabric).
- Not washable.

Customise your welding jacket thanks to the removable velcro band

Personal Protective Equipment Regulation
PPER (EU) 2016/425
EN ISO 11611:2015 Class 1/A1+A2

Reference	
Size M	W2987-M-CE
Size L	W2987-L-CE
Size XL	W2987-XL-CE
Size 2XL	W2987-2XL-CE
Size 3XL	W2987-3XL-CE

WELDING JACKET – FLAME RETARDANT COTTON

Made from 100% flame-retardant material, our cloth jacket is ideal for light-duty welding. A convenient inside pocket stows personal items. Protection for light-duty welding. Black & Red flame retardant fabric 305 gr./m².

- One Internal left pocket.
- Sleeve tightening snap button.
- Collar fastened with velcro.
- Black Kevlar thread (Aramid fabric).
- Machine Washable 40°.

Customise your welding jacket thanks to the removable velcro band

Personal Protective Equipment Regulation
PPER (EU) 2016/425
EN ISO 11611:2015 Class 1/A1+A2

Reference	
Size M	W2985-M-CE
Size L	W2985-L-CE
Size XL	W2985-XL-CE
Size 2XL	W2985-2XL-CE
Size 3XL	W2985-3XL-CE

WELDING LAB COAT – FLAME RETARDANT COTTON

This knee-length coat is ideal for instructors, supervisors and occasional welders. Made from 100% flame retardant material, it's designed for use by not just the welder but anyone in the immediate work area. Pockets at the hips and chest store chalk, grease pens or other items. Black & Red flame retardant fabric 305 gr./m². Ideal for instructors, supervisors. Protection for light-duty welding.

- Two external pockets at waist height and one on the left chest. All are fastened with velcro.
- Sleeve tightening snap button.
- Collar fastened with velcro.
- Black Kevlar thread (Aramid fabric).
- Machine Washable 40°.

Customise your welding jacket thanks to the removable velcro band

Personal Protective Equipment Regulation
PPER (EU) 2016/425
EN ISO 11611:2015 Class 1/A1+A2

Reference	
Size M	W3112-M-CE
Size L	W3112-L-CE
Size XL	W3112-XL-CE

WELDING ACCESSORIES

SPRAYS

Anti-spatters

CERASKIN

- Ceramic coating.
- Exceptionally fast drying, long lasting and durable coating.
- The ceramic base makes a barrier and prevents weld spatter adhering to welding equipment and welded parts.
- Guarantees eight consecutive hours of welding work (a full working day), without any extra applications of the product.

Reference

W000277679

SPRAYMIG H_2O

- Water based and odourless.
- No influence on porosity and cold cracks.
- No influence of the content of diffusible hydrogen in the weld metal.
- Soluble and silicone free.
- Biodegradable.
- Allows parts to be lacquered.

Reference

Spray (400 ml)	W000010001
Drum (20 litres)	W000011074

SPRAYMIG SIB

Basic silicone Welding Anti-spatter spray.

Reference

Spray (400 ml)	W000011093

- Lubricant.
- Water repellent.
- Sliding agent.
- Protects rubber.
- Antistatic.
- Polish.

Specifications:

- SPRAYMIG SIB is a preventive maintenance product for MIG/MAG torches.
- To be used on cold parts only, do not use on threads or inside contact tips (as the product is electrically insulating).
- Volume: 400 ml (net) - 520 ml (nominal).
- Propellant gas: aliphatic hydrocarbons.
- Base: silicone and isoparaffinic solvent.
- Product to replace SVD with an identical result.

SPRAYMIG SVB

- Silicone free.
- Compatible with paint.
- Use on cold parts.
- Use on nozzles and outside contact tips only.

Reference

W000011092

NETMIG

- Protects nozzles and contact tips from spatters by immersion.
- Silicone and solvent free.
- Odourless.

Reference

W000011071

Anti-corrosion

GALVASPRAY

- Protection of welded joints.
- Allows welded parts to be lacquered.

Reference

volume : 500 ml (nominal)	W000011094

Cracks detection

FLUXO S190 – CLEANER

Cleans the workpiece and removes excessive penetrant.

- Propellant: butane / propane.
- Volume : 500 ml (net) – 650 ml (nominal).

Reference

W000374827

FLUXO P125 – PENETRANT

Type II – level 2 – Method AC. non-destructive testing.

- Propellant: butane / propane.
- Volume : 500 ml (net) – 650 ml (nominal).

Reference

W000374825

FLUXO R175 – DEVELOPER

Detection of cracks and surface faults.

- Propellant: butane / propane.
- Volume : 500 ml (net) – 650 ml (nominal).

Reference

W000374826

Heat protection

THERMISHIELD

- Designed to stop heat from travelling through most metals during welding, brazing or soldering.
- Prevents metal and plastic distortion caused by the heat of the welding torch.
- Volume: 500 ml.

Reference

W000274839

REACH Ready

EN3552-2, ASME,RCCM (NUCLEAR)*

*For FLUXO and ARDROX

ELECTRODE HOLDERS

Screw type electrode holders

VESTALETTE 250

STUBBY 400

MASTER 500

VESTALE 500

CURVA 400 / 600

	VESTALETTE 250	STUBBY 400	MASTER 500	VESTALE 500	CURVA 400	CURVA 600
Reference	W000010035	W000010036	W000010037	W000010038	W000010573	W000010574
Amperage (A)	250 at 35%	400 at 35%	500 at 35%	500 at 35%	400 at 35%	600 at 35%
Cable Ø (mm)	35 max.	50 max.	95 max.	95 max.	50 max.	95 max.
Electrode Ø (mm)	4.0 max.	6.3 max.	8.0 max.	6.3 max.	6.3 max.	8.0 max.
Weight	295 g	460 g	530 g	470 g	540 g	720 g

Lever type closed head electrode holders

SEGURA 300 / 400 / 600

COBRA 300

OPTIMUS 300 / 400 / 500

	SEGURA 300	SEGURA 400	SEGURA 600	COBRA 300	OPTIMUS 300	OPTIMUS 400	OPTIMUS 500
Reference	W000010570	W000010571	W000010572	W000010039	W000010410	W000010411	W000010412
Amperage (A)	300 at 35%	400 at 35%	500 at 35%	300 at 35%	300 at 35%	400 at 35%	500 at 35%
Cable Ø (mm)	35 max.	50 max.	70 max.	35 max.	35 max.	50 max.	70 max.
Electrode Ø (mm)	4.0 max.	5.0 max.	8.0 max.	4.0 max.	4.0 max.	5.0 max.	6.3 max.
Weight	415 g	570 g	590 g	400 g	415 g	570 g	590 g

Lever type opened head electrode holders

CAÏMAN 200 / 400 / 600

	CAÏMAN 200	CAÏMAN 400	CAÏMAN 600
Reference	W000010567	W000010568	W000010569
Amperage (A)	200 at 35%	400 at 35%	600 at 35%
Cable Ø (mm)	25 max.	50 max.	95 max.
Electrode Ø (mm)	3.2 max.	6.3 max.	10 max.
Weight	370 g	425 g	500 g

Hobby and ligh-duty electrode holders

HOBBY 200

CAÏMY 200

	HOBBY 200	CAÏMY 200
Reference	W000268399	W000010576
Amperage	200 at 35%	200 at 35%
Cable Ø (mm)	25 max.	25 max.
Electrode Ø (mm)	3.2 max.	3.2 max.
Weight	135 g	220 g

GOUGING ELECTRODES

- First class metal removal rates.
- Removing defective welds, preparing joints for welding, severing, pad washing, bevelling.
- 17 separate models ranging from 4 x 305 to 19 x 430.
- More consistent melting rate results in uniform, smooth grooves.
- Dense copper coating improves arc stability.
- High mechanical strength for improved durability.
- Constant quality for a safe process.

Process

CAG-A (gouging)

Applications

Removing defective welds, preparing joints for welding, severing, pad washing, beveling

CARBONAIR

Pointed electrodes

Versatile, multi-purpose, round, gouging electrodes (most popular type).

Diameter x length (mm)	Quantity per box	Gross weight per box (kg)	I mini (A)	I max (A)	Air pressure (bars)	Airflow (m3/h)	Reference
4 x 305	100	0.7508	150	200	5.0	10	W000010645
5 x 305	100	1.1582	200	300	5.0	10	W000010443
6.4 x 305	50	0.935	300	400	6.0	10.5	W000010444
8 x 305	50	1.4026	450	550	7.0	12	W000010445
10 x 305	50	1.9154	600	700	8.0	13	W000010446
13 x 305	50	3.4112	900	1100	9.0	14	W000010447

Flat electrodes

Rectangular shape for close tolerance metal removal and/or rectangular grooves production.

Diameter x length (mm)	Quantity per box	Gross weight per box (kg)	I mini (A)	I max (A)	Air pressure (bars)	Airflow (m3/h)	Reference
5 x 15 x 305	50	2.15	500	600	8.0	13	W202010453
5 x 18 x 355	25	1.6945	600	750	8.0	13	W202010454

Hollow electrodes

Round electrode with hollow core allows for faster travel speed without sacrificing groove depth.

Diameter x length (mm)	Quantity per box	Gross weight per box (kg)	I mini (A)	I max (A)	Air pressure (bars)	Airflow (m3/h)	Reference
5 x 305	100	1.0472	200	300	5.0	10	W202010455
8 x 305	50	1.3394	450	550	7.0	12	W202010456
9.5 x 305	50	2.0554	500	700	7.0	12	W202010457
12.7 x 305	50	3.3476	850	1100	8.0	13	W202010458

CARBONAIR PLUS

Jointed electrodes

Round electrodes with male and female connections to eliminate stub loss. Applicable in medium and heavy duty metal cutting. This process requires MMA direct current (DC) power source, a gouging torch and compressed air source.

Diameter x length (mm)	Quantity per box	Gross weight per box (kg)	I mini (A)	I max (A)	Air pressure (bars)	Airflow (m3/h)	Reference
8 x 355	50	1.713	400	500	7.0	12	W000010448
10 x 430	50	3.0726	700	850	8.0	13	W000010449
13 x 430	50	5.0886	1000	1200	9.0	14	W000010450
16 x 430	25	3.8728	1300	1500	10.0	16	W000010451
19 x 430	25	5.3048	1500	1700	10.0	16	W000010452

GOUGING TORCHES

FLAIR® 600 / 1600

- The torch can rotate 360° on the monocable, allowing unrestricted movement.
- Smoothly finished body for perfect airflow – manufactured with the greatest accuracy. The inner body is perfectly shaped which results in a perfect airflow, better cooling and a longer lifespan.
- Highly conductive extruded body and nozzle (non-casted) – better conduction and less heat development and consequently a longer product lifetime.
- Thicker heat resistant insulation – ensures not only a longer product lifetime, but also safer, more convenient and more productive working conditions.
- Flexible monocable (2.5 meter) ensures more ergonomical, effective working conditions.
- The airflow can be regulated on the torch.

	FLAIR® 600	FLAIR® 1600
Reference	W000010136	W000010118
Output Power	600A@60%	1600A@60%
Open arc voltage	> 60 VDC	
Required Voltage	35-56 VDC	
Compressed air	400-900 l/min @5-7 bar	
Electrode diam. max.	10 mm	19 mm

MMA KITS

	Kit 25C25	Kit 25C25+	Kit 35C50	Kit 50C50	Kit 50C50+
Reference	W000011138	W000260683	W000011139	W000260681	W000260682
I max	200 at 35%	300 at 35%	300 at 35%	300 at 35%	400 at 35%
Electrode holder	CAÏMAN 200	SEGURA 300	SEGURA 300	SEGURA 400	SEGURA 600
Cable length	3 m	3 m	4 m	4 m	4 m
Earth clamp	HIPPO 200	HIPPO 400	HIPPO 400	HIPPO 400	HIPPO 600
Cable length	3 m	2 m	4 m	4 m	4 m
Plug diameter	9 mm	9 mm	13 mm	13 mm	13 mm

MIG PLIERS (ORIGINAL FIX®)

Useful to:

- Cut the wire.
- Clean the nozzles.
- Unscrew the tips.
- Unscrew the nozzles.

Ø NOZZLE 12-15 mm	Ø NOZZLE 15-18 mm
W000010453	W000010454

CERAMIC BACKINGS

The selection of KERALINE slat types for different welding processes.

	MMA	TIG	MIG/MAG	SAW
KERALINE TA 1	–	✔	✔	–
KERALINE TA 2	–	✔	✔	–
KERALINE TA 3	✔	–	✔	–
KERALINE TF 1	–	✔	✔	–
KERALINE TF 2	–	✔	✔	–
KERALINE TF 3	✔	–	✔	–
KERALINE TR 1	✔	–	✔	–

	MMA	TIG	MIG/MAG	SAW
KERALINE TR 2	✔	–	✔	–
KERALINE TR 3	✔	–	✔	–
KERALINE TR 4	✔	–	✔	–
KERALINE TR 5	✔	–	✔	–
KERALINE TR 6	✔	–	✔	–
KERALINE TM 1	✔	✔	✔	✔
KERALINE TM 2	✔	✔	✔	✔



	Type	Reference	Dimensions (mm)	3D diagram	Application	Packing
Ceramic-on-aluminium tape	KERALINE TR1-6 mm	W000010397	Ø 6			600 mm / piece 50 pieces per bag (30 meters) 5 bags/carton (150 meters)
	KERALINE TR2-7 mm	W000010398	Ø 7			
	KERALINE TR3-8 mm	W000010399	Ø 8			600 mm / piece 20 pieces per bag (12 meters) 8 bags/carton (96 meters)
	KERALINE TR4-9 mm	W000010400	Ø 9			600 mm / piece 20 pieces per bag (12 meters) 7 bags/carton (84 meters)
	KERALINE TR5-12 mm	W000010401	Ø 12			600 mm / piece 20 pieces per bag (12 meters) 5 bags/carton (60 meters)
	KERALINE TR6-15 mm	W000010402	Ø 15			600 mm / piece 15 pieces per bag (9 meters) 5 bags/carton (45 meters)
	KERALINE TA1-6 mm	W000010391	27 / 6 / 1.3 / 7.3		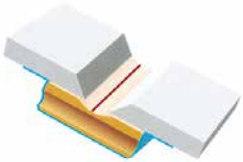	600 mm / piece 10 pieces per bag (6 meters) 6 bags/carton (36 meters)
	KERALINE TA2-9 mm	W000010392	27 / 9 / 1.3 / 7.3			
	KERALINE TA3-13 mm	W000010393	27 / 13 / 1.3 / 7.3			
	KERALINE TF1-6 mm	W000010394	27 / 6 / 1.3 / 7.3			
	KERALINE TF2-9 mm	W000010395	27 / 9 / 1.3 / 7.3		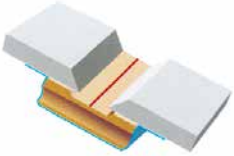	600 mm / piece 10 pieces per bag (6 meters) 6 bags/carton (36 meters)
	KERALINE TF3-13 mm	W000010396	27 / 13 / 1.3 / 7.3			

	Type	Reference	Dimensions (mm)	3D diagram	Application	Packing
Ceramic-on-aluminium tape	KERALINE TJ10 T FULL PENETRATION	W000262368	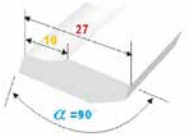			600 mm / piece 10 pieces per bag (6 meters) 6 bags/carton (36 meters)
	SET OF CERAMIC BACKING RAD 150	W000275493	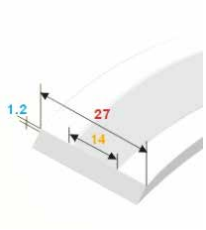			16 pieces /Circle 18 Circles/carton (18 meters)
	SET OF CERAMIC BACKING RAD 200	W000275532				4 pieces/Segment 20 Segments / SET 12 Sets/carton (12 meters)
	SET OF CERAMIC BACKING RAD 100	W000404095				12 pieces /Circle 22 Circles/carton (22 meters)
Ceramic-on-metallic support	KERALINE TM1-13 mm	W000010403	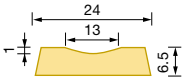			600 mm / piece 10 pieces per bag (6 meters) 7 bags/carton (42 meters)
	KERALINE TM2-18 mm	W000010404	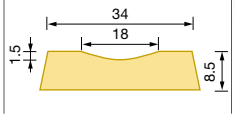			600 mm / piece 9 pieces per bag (5.4 meters) 5 bags/carton (27 meters)

KERALINE has a very low moisture absorption rate and a high melting point, allowing use at high welding intensity, up to 600A.

For a well-made welding bead:

- Without copper contamination
- Without risk of burn through in the first pass position (used as a support)
- Without re-welding
- Without risk of lack of fusion
- No turning of the work piece
- Bigger root thickness permits higher welding current for the hot pass
- An increase in first pass deposit rate
- Wide root gap
- Total penetration without turning the parts to be welded
- Total penetration of joints difficult to access in reverse position
- Smooth profile of the root pass

For a well-made weld preparation before welding:

- Ideal to compensate for variations in preparation of sheet edge backlashes
- Easy to use (adhesive/metallic support
- Simplify chamfering preparations

For higher productivity:

- Without gouging operation
- Without grinding operation
- Provides time saving and high quality
- Easy-to-use slats technique

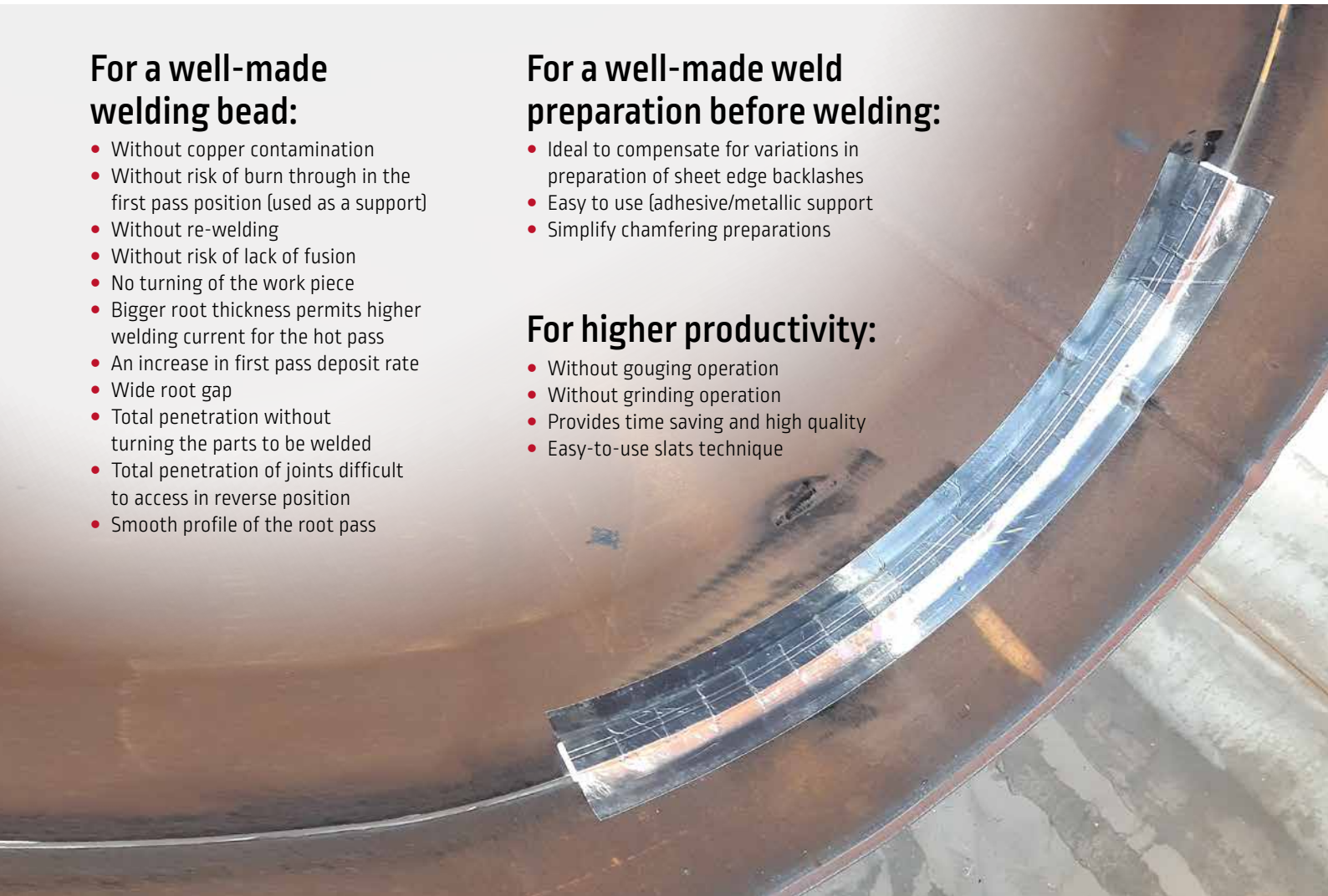

www.lincolnelectric.eu

LE-E1-23EN-M1645