

PANTHEON[®] WELDING MANIPULATORS

SUBMERGED ARC AND OPEN ARC SYSTEMS



LINCOLN[®]
ELECTRIC



Pantheon S Series Welding Manipulator in custom dual head submerged and open arc configuration.

A Complete Solution, from One Source

When the job calls for welding a pressure vessel, penstock, or other large project, you need a welding manipulator that can do the job.

Pantheon® series welding manipulators have linear bearings, ball screw lifting devices, and a heavy duty construction designed to deliver repeatable high quality welds. Custom designed and standard systems are available, in both submerged and open arc configurations.

When combined with Lincoln Electric's Power Wave® and Flextec® welding power sources, consumables and local support, you can get a complete solution from one source.



Consistent, high quality welds.

When it comes to mechanized welding, a quality weld depends on a welding manipulator that doesn't swing or drift on its own. Linear bearings and variable frequency drives (VFD) offer a stable weld head with consistent travel speed, especially while the boom is welding the long seam of a pressure vessel or penstock. An optional VFD powered travel cart allows welding while the whole manipulator is in motion. A heavy-duty equipment platform can carry the control systems, welding power sources, flux recovery system, single power drop, and more.

Maximize your Return on Investment.

Just like every application, just about every Pantheon system is unique. Purchasing a welding manipulator means making decisions on size, capacity, welding

power source, flux recovery, seam tracking, and control options, just to name a few. Our specialists can evaluate your application and provide the Pantheon that will provide the highest return on investment.

Local support means local training and welding expertise.

Our job doesn't stop when the system hits your floor. We have a team of technicians dedicated to installation and post sales support. We'll also provide training to your operators, and our Technical Sales Representatives will be there as they always have, to help you continuously improve the welding process and to support all of your welding needs.

Processes »

Submerged Arc, Open Arc

Applications »

Pressure Vessels, Power Generation, Construction, Heavy Fabrication, Shipbuilding, Pipe Spooling

Key Accessories »

Flux Recovery Systems, Powered Cross Slides, Seam Tracking, MAXsa® HMI Controller Package, Remote Viewing Camera

PANTHEON SUBMERGED ARC MANIPULATOR

Power Wave AC/DC 1000 SD

The Power Wave® AC/CD 1000® SD welding power source delivers Waveform Control Technology® functionality to submerged arc welding. Software driven AC, DC positive or DC negative allows the user to control the deposition rate and penetration. The result over conventional power sources is increased weld speeds, consistently higher quality welds and improved efficiencies in single or multi-arc environments.

Power Distribution Panel with Single Power Drop

One power drop to power the manipulator, welding power source, and accessories.

Heavy Duty Equipment Platform

A heavy duty equipment platform allows equipment to be attached to the manipulator, allowing easy rotation of the boom, and movement of the whole system.

Powered Travel Cart

Optional VFD allows welding while the Pantheon is moving, ideal for longitudinal welds.





Seam Tracker™ Powered Cross Slides Upgrade

While manual cross slides can be a cost effective solution to simpler problems, for most applications a proper set of powered cross slides with a tactile seam tracking probe can decrease setup time and increase weld quality and productivity.

Pressurized Flux Delivery System


A pressurized flux tank allows for a smaller weld head, ideal for welding inside smaller diameter vessels. Add a flux vacuum for a complete closed loop flux recovery system.





User Interfaces

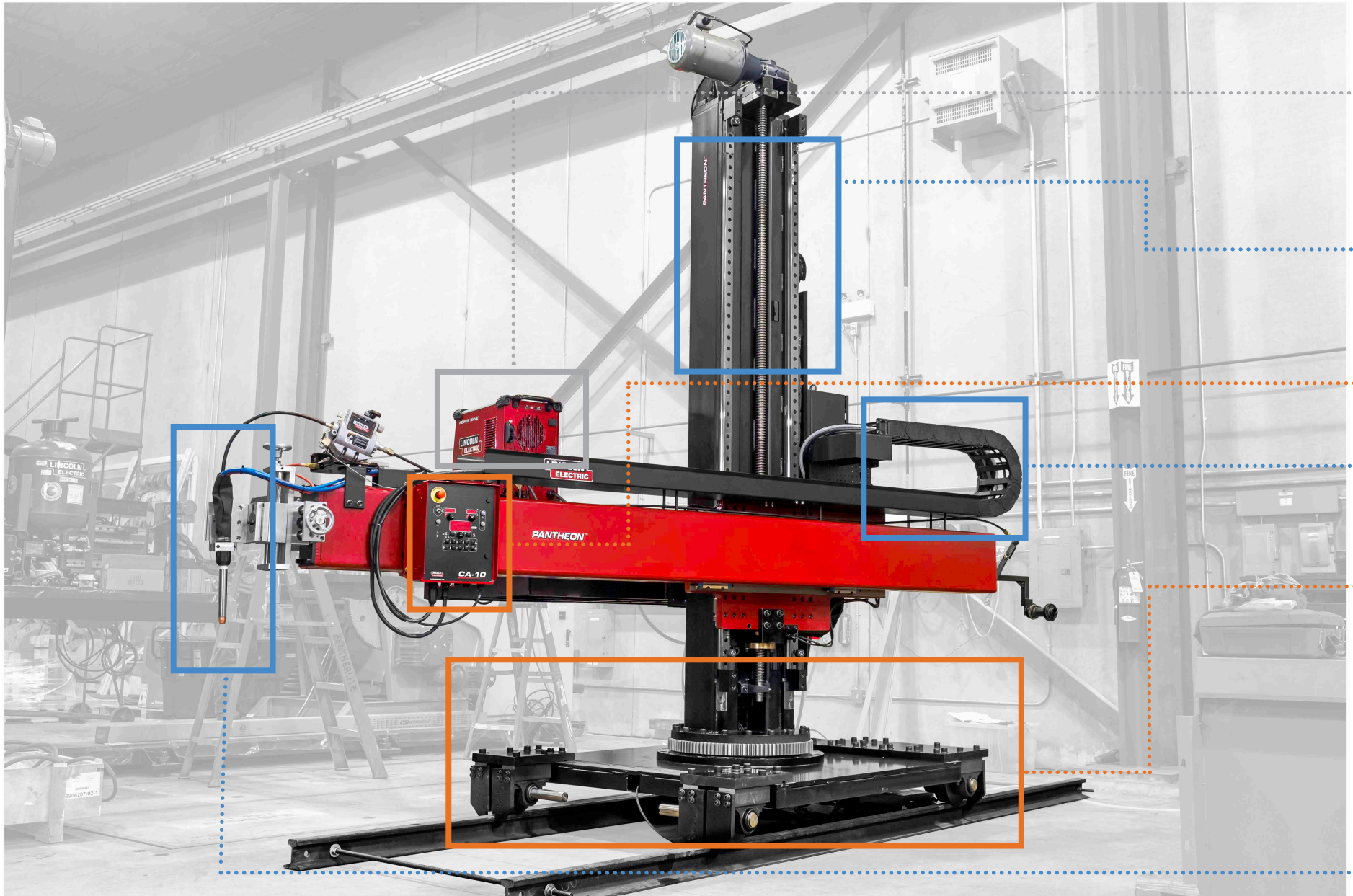
Custom options are available, including traditional combinations like the MAXsa 10 with Pantheon pendent or the new MAXsa HMI. When paired with a welding camera, an operator can control the system from ground level, even when the boom is at its highest, farthest point.



Linear Bearings

Properly machined, high quality Linear Bearings allow consistent travel, without the weld head swaying or moving as the boom moves in and out. This is crucial to maintaining a consistent, repeatable weld.


PANTHEON OPEN ARC MANIPULATOR





Power Wave S500 with Cool Arc® 55

The Power Wave S500 welding power source is packed with performance technology for welding on thicker materials. It provides an extremely fast arc response, including over 65 standard welding waveforms for optimized performance on almost any application.




Ball Screw

Ball Screw Drive used for Boom Up/Down. Smooth, simple and reliable.



CA-10 Controller

A single monitoring and control point for the entire hard automation welding system. The CA-10 offers easy PLC interfacing to control fixture travel, timers, and other system commands.



Heavy Duty Cable Track

Keep cables organized and smoothly travelling with a Heavy Duty Cable Track.

Manual Travel Cart

Allows the manipulator to be manually pushed along the rails.

Water Cooled High Amperage Mechanized Welding Gun

Allows high duty cycle, high deposition rate open arc welding.


MINI PANTHEON MANIPULATOR



4 in. manual cross slides with welding torch holder allows easy adjustment.



Durable Hand Crank for Boom in/out.



Magnum Pro 550 25 ft. gun for high duty cycle spooling applications.




8 memory slot digital linear weaver keeps oscillator settings saved.



Simple pendant for boom up/down and welding start/stop.

The Mini Pantheon mechanized pipe welding system is designed as an economical, small footprint solution for pipe spooling. Flextec™ and Power Wave weld packages are available with single and dual feeders.









CUSTOMER ASSISTANCE POLICY

The business of The Lincoln Electric Company® is manufacturing and selling high quality welding equipment, consumables, and cutting equipment. Our challenge is to meet the needs of our customers and to exceed their expectations. On occasion, purchasers may ask Lincoln Electric for information or advice about their use of our products. Our employees respond to inquiries to the best of their ability based on information provided to them by the customers and the knowledge they may have concerning the application. Our employees, however, are not in a position to verify the information provided or to evaluate the engineering requirements for the particular weldment. Accordingly, Lincoln Electric does not warrant or guarantee or assume any liability with respect to such information or advice. Moreover, the provision of such information or advice does not create, expand, or alter any warranty on our products. Any express or implied warranty that might arise from the information or advice, including any implied warranty of merchantability or any warranty of fitness for any customers' particular purpose is specifically disclaimed.

Lincoln Electric is a responsive manufacturer, but the selection and use of specific products sold by Lincoln Electric is solely within the control of, and remains the sole responsibility of the customer. Many variables beyond the control of Lincoln Electric affect the results obtained in applying these types of fabrication methods and service requirements.

Subject to Change – This information is accurate to the best of our knowledge at the time of printing. Please refer to www.lincolnelectric.com for any updated information.

All trademarks and registered trademarks are the property of their respective owners.