



# WELD SEQUENCER

PROCESS CONTROL SOLUTIONS








# Getting It Right the First Time Every time

When it comes to complex, semi-automatic weld assemblies, we all know it pays to get the job done right the first time, every time. Any sort of welding error that may occur, whether an operator misses a weld, misinterprets the work instructions, or selects the wrong procedure, can instantly impact overall productivity and quality. With Lincoln Electric's Weld Sequencer solution, you can have confidence that your operators are consistently getting the job done right - making the right weld, in the right spot, at the right time.

Utilizing the Power Wave advanced welding platform, Weld Sequencer delivers an operator-friendly HMI (Human-Machine Interface) solution that optimizes the welding process across your entire assembly line, giving you systematic process control – part-to-part, operator-to-operator, weld-to-weld.





6

3

1

5

4

2





# Maximum Performance

## Weld-to-weld

Optimize your settings for each weld

- » Advanced programming provides complete power source control, automatically dialing in the right procedure and parameters for each weld with zero operator interaction – delivering maximum productivity without compromising quality.



# Scalable Solution

## Job-to-Job

Improve your operations - big or small

- » Basic HMI set-up serves as the perfect training platform for new-hire onboarding or for training current operators on new assemblies.
- » Simple monitoring functionality helps to streamline common quality control tasks, such as verifying WPS settings or confirming the total weld count on each assembly.
- » User-friendly editing tool allows for easy creation and deployment of new work instructions for seamless job changeover in cyclical or large product mix operations.
- » Programmable Logic Controller (PLC) compatibility links the weld process with assembly functions, such as automated positioners and fixture clamping, for synchronized control in advanced assembly operations.

### WELD SEQUENCER APPLICATIONS

#### BASIC SEMI-AUTOMATIC OPERATIONS

Quality control verification on WPS settings and total weld count

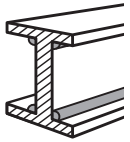


#### COMPLEX SEMI-AUTOMATIC OPERATIONS

Comprehensive management of weld procedures, assembly fixtures, and part identification.



## INPUT SETTINGS | Standardize Process



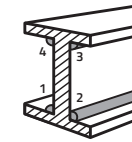
LOCATION OF WELDS  
(WITH VISUALS)



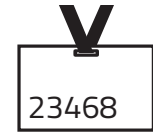
WELD  
REQUIREMENTS



WELDING  
PROCEDURES



WELDING ORDER



PART IDENTIFIERS  
(SERIAL NUMBERS & OPERATOR ID)

## REVIEW RESULTS | Information in Real Time



DEPOSITION



MONITOR CYCLE TIME



MONITOR ARC TIME



PERFORMANCE  
EVALUATION



WELD COUNT

## PRODUCT SPECIFICATIONS

Weld Sequencer Tool Kit	Includes the Weld Sequence Editor for sequence creation, the Weld Sequencer for operator use, installation tools for database management and the instruction manual.
Software License	A software license enables the full Weld Sequencer Tool Kit to operate on a single computer system for 1 year, including product updates and technical support during the year. An annual license renewal is required beyond the first year; this renewal also includes product updates and technical support.
Installation	Administrator access is required for installation. Microsoft .NET Framework 4 is required and will be automatically installed. A Microsoft SQL Server database is also required, Microsoft SQL Server Express can be automatically installed or an existing Microsoft SQL Server can be used.
Support Software	Power Wave® Utilities (available from <a href="http://www.powerwavesoftware.com">www.powerwavesoftware.com</a> ) and CheckPoint™ production data monitoring (available from <a href="http://www.lincolncheckpoint.com">www.lincolncheckpoint.com</a> ).

## WELDING SYSTEM REQUIREMENTS

Compatible Power Sources	Power Wave i400, C300, S350 <sup>(1)</sup> , S500 <sup>(1)</sup> , S700, 355M <sup>(2)</sup> , 455M <sup>(2)</sup> and 655R <sup>(2)</sup>
Compatible Wire Feeders	Power Feed 84, 25M (Single or Dual), 10M <sup>(3)</sup>

<sup>(1)</sup>S-Series User Interface Kit (K3001-x) cannot be installed when using the Weld Sequencer. <sup>(2)</sup>Limited functionality provided with these power sources; see instruction manual.

<sup>(3)</sup>Optional Memory Panel is required.



**PRODUCTS AND SERVICES**

---

**To get started, contact your local Lincoln Electric technical sales representative for a demonstration and ordering information on the Weld Sequencer software.**

---

Product Numbers

K5175-1	WELD SEQUENCER INITIAL LICENSE (1YR)
K5176-1	WELD SEQUENCER RENEWAL (1YR)

#### CUSTOMER ASSISTANCE POLICY

The business of The Lincoln Electric Company® is manufacturing and selling high quality welding equipment, consumables, and cutting equipment. Our challenge is to meet the needs of our customers and to exceed their expectations. On occasion, purchasers may ask Lincoln Electric for information or advice about their use of our products. Our employees respond to inquiries to the best of their ability based on information provided to them by the customers and the knowledge they may have concerning the application. Our employees, however, are not in a position to verify the information provided or to evaluate the engineering requirements for the particular weldment. Accordingly, Lincoln Electric does not warrant or guarantee or assume any liability with respect to such information or advice. Moreover, the provision of such information or advice does not create, expand, or alter any warranty on our products. Any express or implied warranty that might arise from the information or advice, including any implied warranty of merchantability or any warranty of fitness for any customers' particular purpose is specifically disclaimed.

Lincoln Electric is a responsive manufacturer, but the selection and use of specific products sold by Lincoln Electric is solely within the control of, and remains the sole responsibility of the customer. Many variables beyond the control of Lincoln Electric affect the results obtained in applying these types of fabrication methods and service requirements.

Subject to Change – This information is accurate to the best of our knowledge at the time of printing. Please refer to [www.lincolnelectric.com](http://www.lincolnelectric.com) for any updated information.