

DIGIPULS



FR Manuel d'emploi et d'entretien / Conserver ce livret d'instruction
EN *Use and maintenance manual / keep this instruction booklet*

Cat n° : W 000 261 674
Rev : K
Date : 03/2010



Contact : www.saf-fro.com

5 - MAINTENANCE / RECHANGE

5 - MAINTENANCE / SPARE PARTS

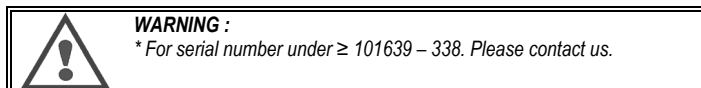
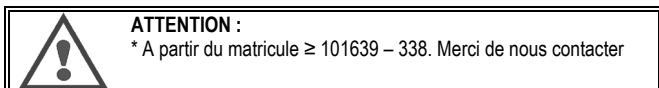
5.1. PIECES DE RECHANGE

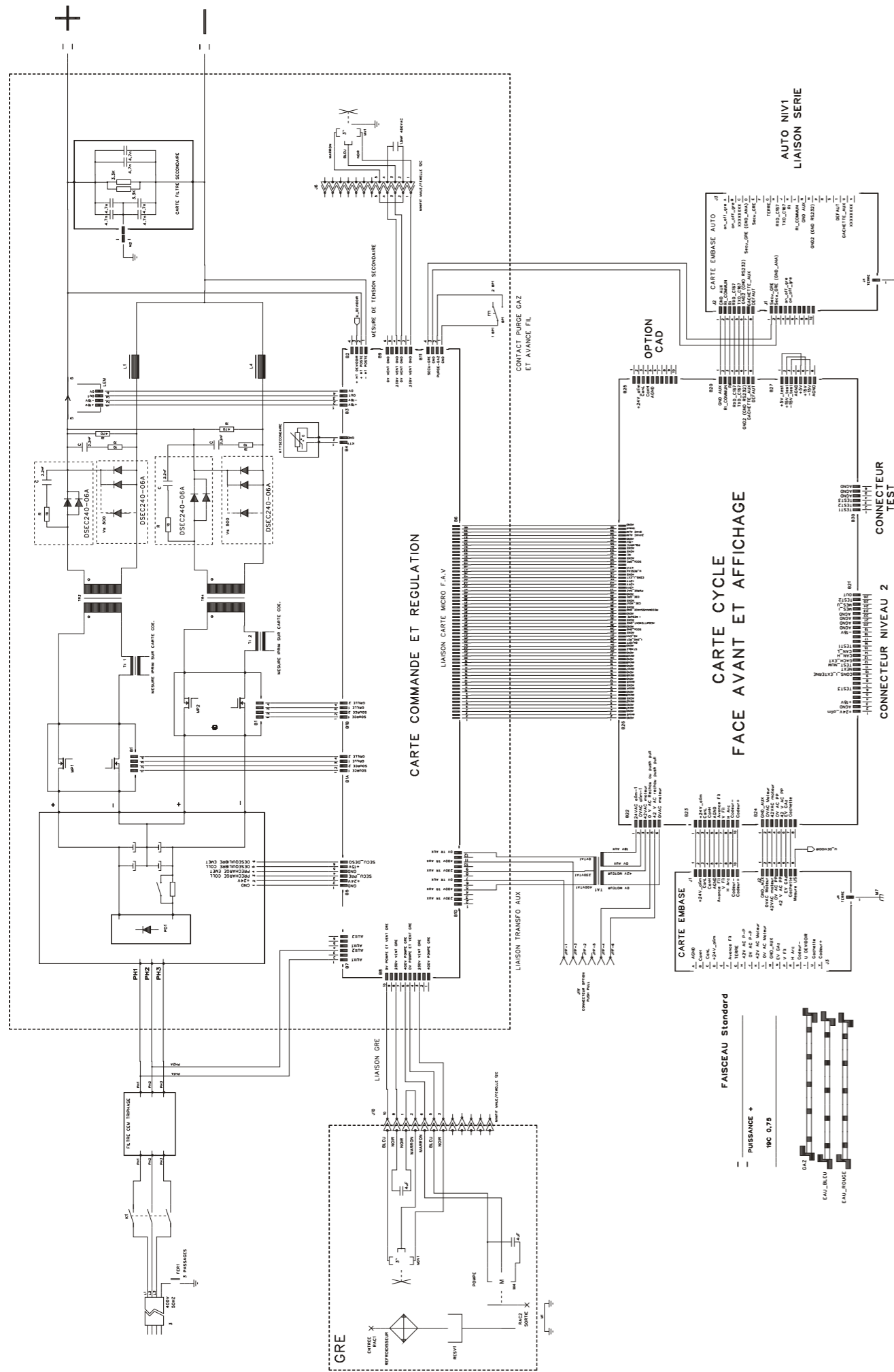
5.1. SPARE PARTS

(Voir dépliant FIGURE 1 à la fin de la notice)

(See fold out FIGURE 1 at the end of the manual)

Rep. / Item	320	420	520	Désignation	Désignation
	W000055000 W000055001			DIGIPULS 320 DIGIPULS 320 W DIGIPULS 420 DIGIPULS 520	DIGIPULS 320 DIGIPULS 320 W DIGIPULS 420 DIGIPULS 520
A	W000257802 W000148736	W000055008 W000257802 W000148736	W000270954 W000257802 W000148736	Sous ensemble face avant DGP easy ALW Kit fusible 5x20	Front panel unit – DGP easy ALW Fuses kit 5x20
				Arrière du poste	Generator back
10-11	W000148911	W000148911	W000148911	Embbase f isol. rac. rap. 500A	Base – f isol. rac. rap. 500A
12-15	W000241702	W000241702	W000241702	Ensemble support prise + cache	Socket holder unit + cover
13	W000148730	W000148730	W000148730	Coupleur bleu trav. cloison std	Std blue through-wall coupler
13	W000157026	W000157026	W000157026	Coupleur rouge trav. cloison std	Std red through-wall coupler
14	W000147188	W000147188	W000147188	Inverseur 10a 1p + moment bi a basc	Switch 10a 1p + moment bi (rocker)
				Éléments externes	External parts
20	W000241696	W000241696	W000241696	Serre câble Ø13 a Ø18 pg16	Cable clamp Ø13 to Ø18 pg16
21	W000241697	W000241697	W000241697	Contre écrou pg16	Lock-nut pg16
22	W000241698	W000241698	W000241698	Commutateur 32a axe 90 tri	Switch 32a pin 90 3-phase
23	W000241699	W000241699	W000241699	Manette rouge + plastron noir	Red handle + black casing
24	W000154986	W000154986	W000154986	Anneau de levage tige m12 l25	Lifting ring m12 l25 rod
25	W000241704	W000241704	W000241704	Ens. coiffe + poignée	Cover + handle
				Éléments internes	Internal parts
31-32*	W000272052	W000272052	/	Onduleur DGW 400	Inverter – DGW 400
*	/	/	W000272051	Onduleur DGW 500	Inverter – DGW 500
31-32*	W000260728	W000260728	W000260728	Bretelle 60c he10 0.09mm ² L = 380	Jumper 60c he10 0.09mm ² L = 380
33	W000148018	W000148018	W000148018	Radiateur eau tube Ø6 std	Tube water radiator - Ø6 std
34	W000147530	W000147530	W000147530	Carte filtre secondaire	Secondary filter card
34	W000241700	W000241700	W000241700	Carte embase femelle faisceaux	Female harness base card
35	W000241701	W000241701	W000241701	Carte embase auto niv1	Level 1 auto base card
36	W000241703	W000241703	W000241703	Transfo m22 290va	Transformer – m22 290va
37	W000148702	W000148702	W000148702	Réservoir transp. 5l + bouchon	5l transp. Tank + plug
38*	W000271790	W000271790	W000272042	Carte commande onduleur	Inverter control card
39	W000148195	W000148195	W000148195	Moteur ventilateur axial Ø200	Axial fan motor Ø 200
40	W000241706	W000241706	W000241706	Groupe électropompe 400v AC	Electric pump 400v AC
	W000010167	W000010167	W000010167	FREEZCOOL 10L	FREEZCOOL 10L
	W000010168	W000010168	W000010168	FREEZCOOL 20L	FREEZCOOL 20L





DIGIPULS

INDICE D E
 DATE 17/11/08
 MOTIF Suppl. du nom des cartes électroniques
 Mise à jour schéma et 500

F/GB

