


# Teaching Aid Toolbox



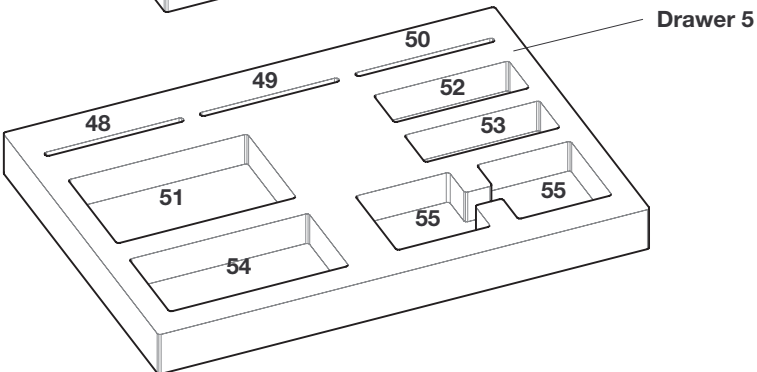
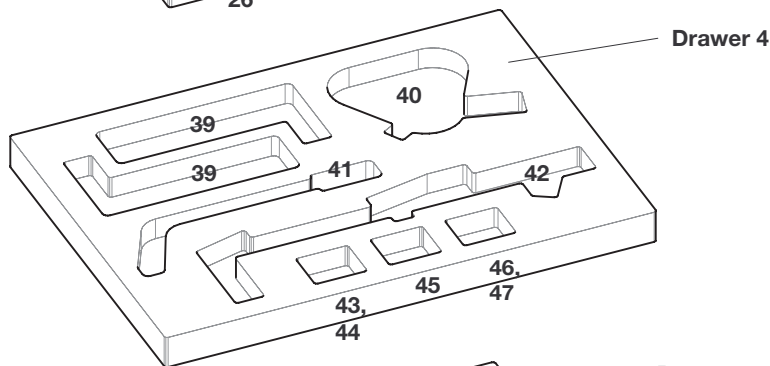
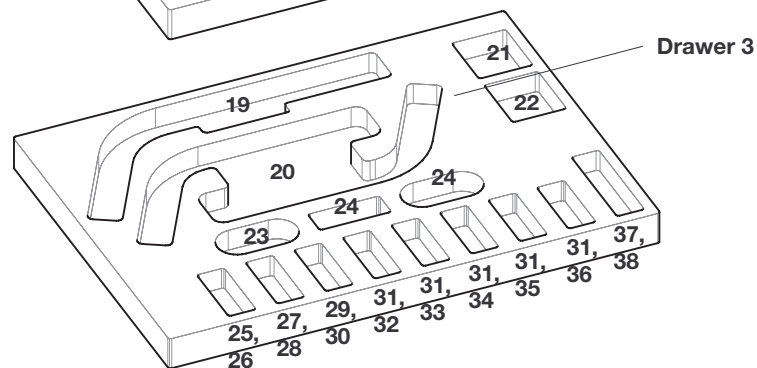
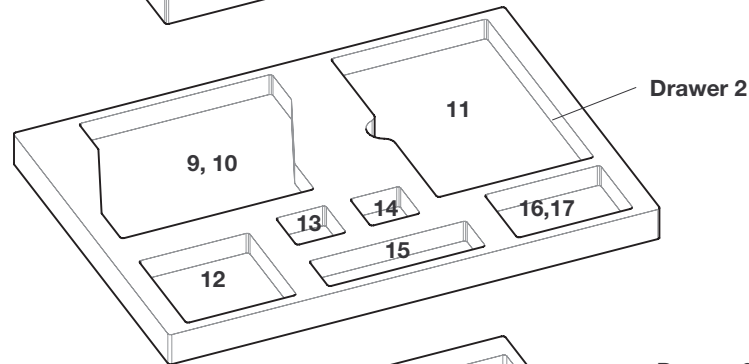
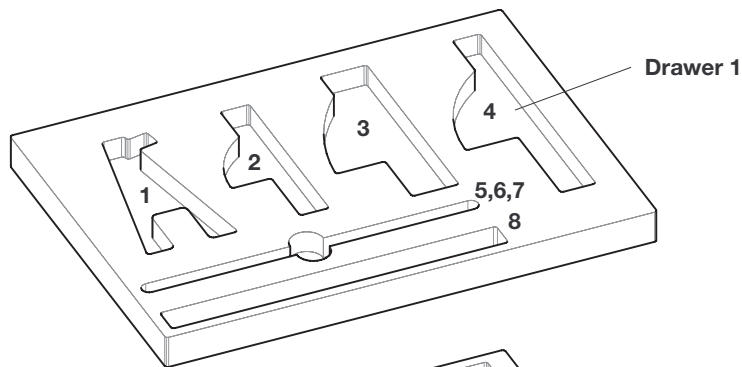
The Teaching Aid Toolbox is a convenient way for instructors to teach the operation, theory, and assembly of various welding tools for SMAW, GMAW, GTAW and OxyFuel Cutting. The toolbox comes with a variety of parts to pass around a classroom to provide hands-on teaching to students of all ages.

Note: These items are intended to be non-functional teaching aids



For more information on Welding Education with Lincoln Electric please visit:  
[www.lincolnelectric.com/education](http://www.lincolnelectric.com/education)  
or call our education department at 1-888-610-1095

ITEM	PART NUMBER	DESCRIPTION	QTY
<b>DRAWER 1</b>			
1	K910-1	GC-300 WORK CLAMP	1
2	K2374-1	200A ELECTRODE HOLDER	1
3	K909-7	EH-305HD MAGNUM ELECTRODE HOLDER	1
4	K909-6	T300 ELECTRODE HOLDER	1
5	3/32x14 CUTWIRE	GREEN ROD	1
6	1/8x14 CUTWIRE	GREEN ROD	1
7	5/32x14 CUTWIRE	GREEN ROD	1
8	ED032086	EXCALIBUR 7018 MR	1
<b>DRAWER 2</b>			
9	9SS19259-1	PTA-17 TORCH BODY	10
10	9SS19511-1	PTA-17 TORCH HANDLE	10
11	KP3539-1	GLK-3 BASIC TIG KIT	1
12	KP2036-1B1	PTA17 BACKCAP, LONG	10
13	KP2030-4B1	PTA-17 3/32" COLLET	10
14	KP2032-4B1	PTA-17 3/32" COLLET BODY	10
15	KP2016-4B1	PTA17 ALUMINA NOZZLE #6	10
16	9SS19259-2	PTA-17V TORCH BODY	1
17	9SS24923-1	PTA-17F TORCH BODY	1
<b>DRAWER 3</b>			
19	9SS28906	MAGNUM PRO 550 TEACHING AID	1
20	9SS28623	MAGNUM PRO 250L TEACHING AID	2
21	KP2744-035T	CONTACT TIP 350A, TAPERED, .035 DIA	20
22	KP2745-035	CONTACT TIP 550A, .035 DIA	10
23	KP3285-1	DRIVE ROLL .035 - .045 in CORED WIRE KNURLED	2
24	KP1696-1	DRIVE ROLL .035 in / .045 in SOLID WIRE SMOOTH	1
25	KP2747-2	DIFFUSER 550A, SLIP ON	1
26	KP2743-2-75F	NOZZLE 550A, SLIP ON, FLUSH, 3/4 ID	1
27	KP2747-1	DIFFUSER 550A, THREAD ON	1
28	KP2743-1-62R	NOZZLE 550A, THREAD ON, RECESSED, 5/8" ID	1
29	KP2746-2	DIFFUSER 350A, SLIP ON	1
30	KP2742-2-50F	NOZZLE 350A, SLIP ON, FLUSH, 1/2" ID	1
31	KP2746-1	DIFFUSER 350A, THREAD ON	5
32	KP2742-1-50R	NOZZLE 350A, THREAD ON, RECESSED, 1/2 ID	1
33	KP2742-1-50F	NOZZLE 350A, THREAD ON, FLUSH, 1/2" ID	1
34	KP2742-1-38F	NOZZLE 350A, THREAD ON, FLUSH, 3/8" ID	1
35	KP2742-1-50S	NOZZLE 350A, THREAD ON, 1/8" STICKOUT, 1/2 ID	1
36	KP3160-1-50F	NOZZLE 350A, THREAD ON, FLUSH, BOTTLENECK, 1/2 ID	1
37	KP3360-1	DIFFUSER 350A, THREAD ON, EXTENDED REACH	1
38	KP3359-1-50R	NOZZLE 350A, THREAD ON, RECESSED, EXTENDED REACH, 1/2" ID	1
<b>DRAWER 4</b>			
39	9SS31650	LC40 HANDHELD PLASMA TORCH TEACHING AID	2
40	K4442-3	CUTAWAY REGULATOR	2
41	1800820	ACETYLENE-HYDROGEN-OXYGEN HEATING ASSEMBLY	1
42	K4442-2	CUTAWAY TORCH	2
43	KP2843-1	LC40 ELECTRODE	3
44	KP2842-4	LC40 SWIRL RING	1
45	KP2843-2	LC40 NOZZLE	3
46	1502172	TORCH TWO PIECE PREHEAT TIP	1
47	1501230	TORCH CUTTING TIP	1
<b>DRAWER 5</b>			
48	9SS26524-1	BUTT JOINT	1
49	9SS26524-3	EDGE JOINT	1
50	9SS26524-4	LAP JOINT	1
51	9SS26524-7	6 PASS GROOVE	1
52	9SS26524-2	CORNER JOINT	1
53	9SS26524-5	TEE JOINT	1
54	9SS26524-6	3 PASS T	1
55	9SL15912	DISCONTINUITY FLASH CARDS	1



## WARNING

- If used or moved improperly, unit can tip over and cause injury.
- Move unit slowly and only transport with drawers locked.
  - When stationary, always place unit in stable, flat area and lock casters.
  - Only have one drawer open at a time.
  - Do not use any part of this equipment as a seat or step.