



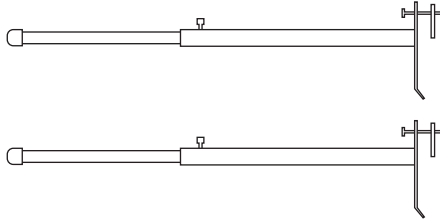
A LINCOLN ELECTRIC COMPANY

# HARRIS PRODUCTS GROUP BANNER FLAG INSTALLATION INSTRUCTION SHEET

## CONTENTS:

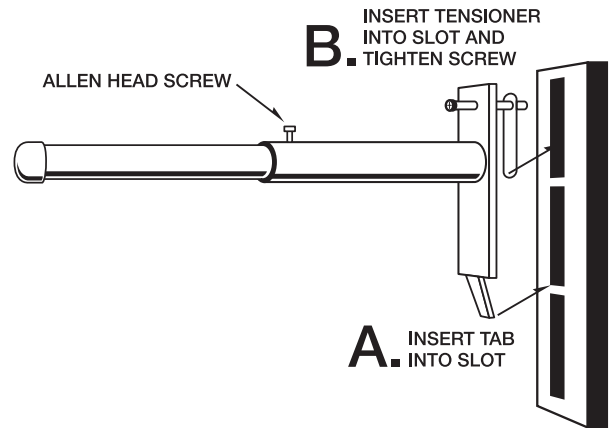
2 Metal telescoping hangers

1 Harris banner flag

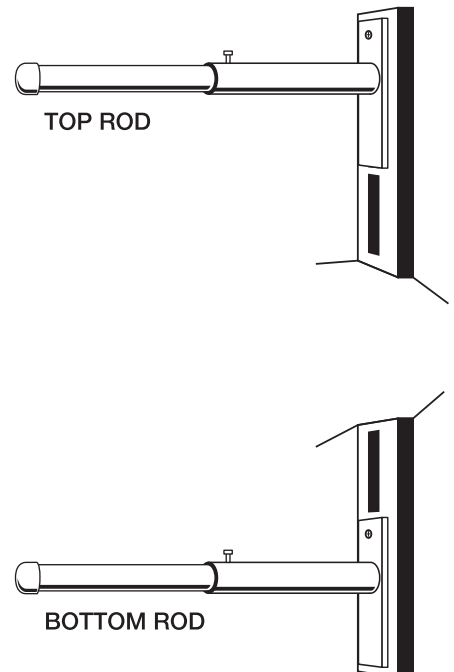


ALLEN HEAD WRENCH INCLUDED

1. INSTALL BOTH RODS BEFORE INSTALLING BANNER
2. ADJUST ROD TO SHORTEST POSITION.



- C. SLIDE ROD INTO BANNER FLAG POCKET



Turn to the  
**Pros**

- ▶ CUTTING
- ▶ BRAZING
- ▶ SOLDERING
- ▶ WELDING

ALLOYS &  
EQUIPMENT

[www.harrisproductsgroup.com](http://www.harrisproductsgroup.com)