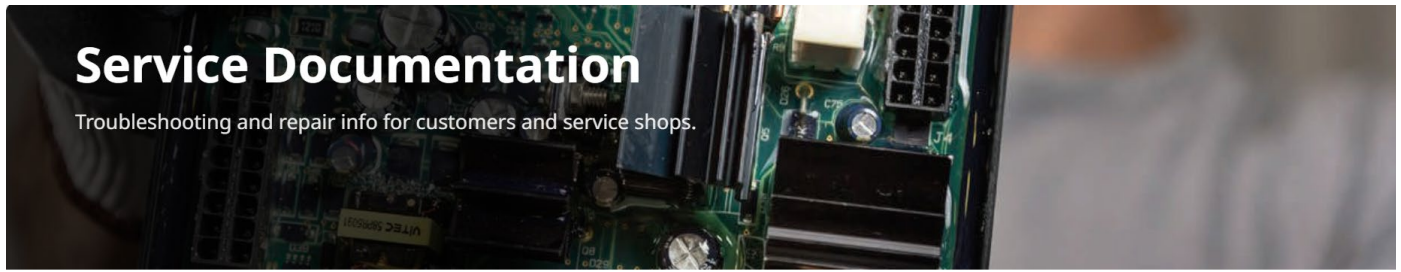


Replacement Parts Search

Helpful Tips

HOW TO ACCESS PARTS PAGES & REPLACEMENT PART INFORMATION:

On the Service Documentation page within lincolnelectric.com, click the Replacement Parts Search tab.

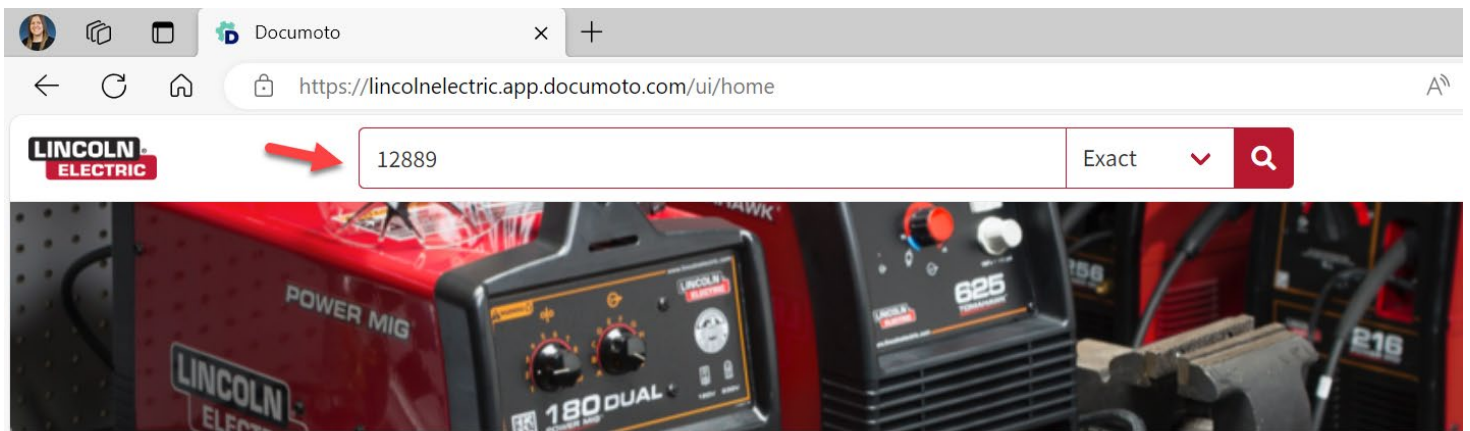


Four navigation options are presented as red buttons with white text, each with a brief description above it:

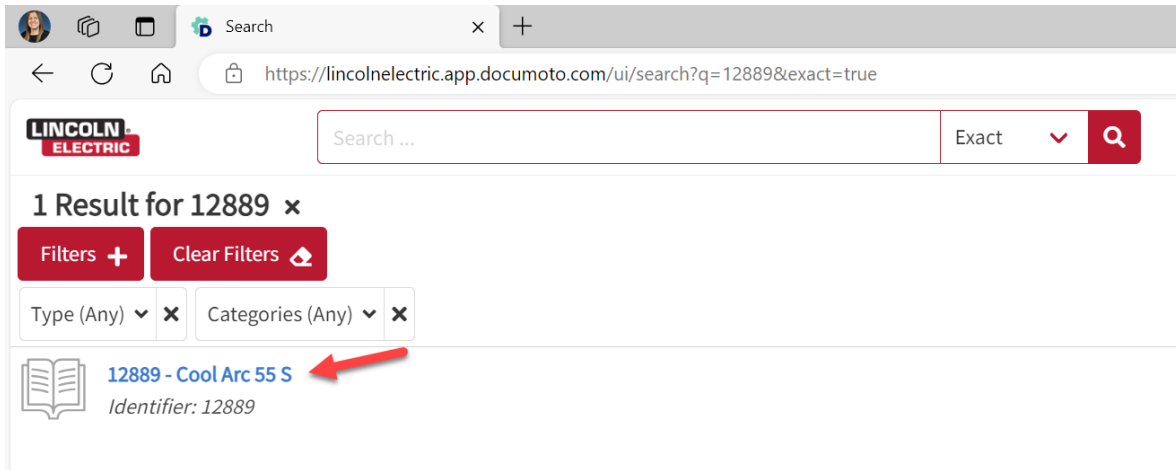
- DOCUMENTATION SEARCH**: Login for troubleshooting & repair info for Authorized Service Facilities
- REPLACEMENT PARTS SEARCH**: Look up Lincoln Electric replacement parts, searchable by code number (indicated by a red arrow pointing to the button)
- MANUAL SEARCH**: Operator Manuals searchable by description, product, or code number
- SUPPORT CENTER**: Get the help and support you need by finding resources and contact information

SEARCHING FOR A PARTS PAGE BY CODE NUMBER:

If you know the machine code number, then type that into the main search box and click the magnifying glass icon.

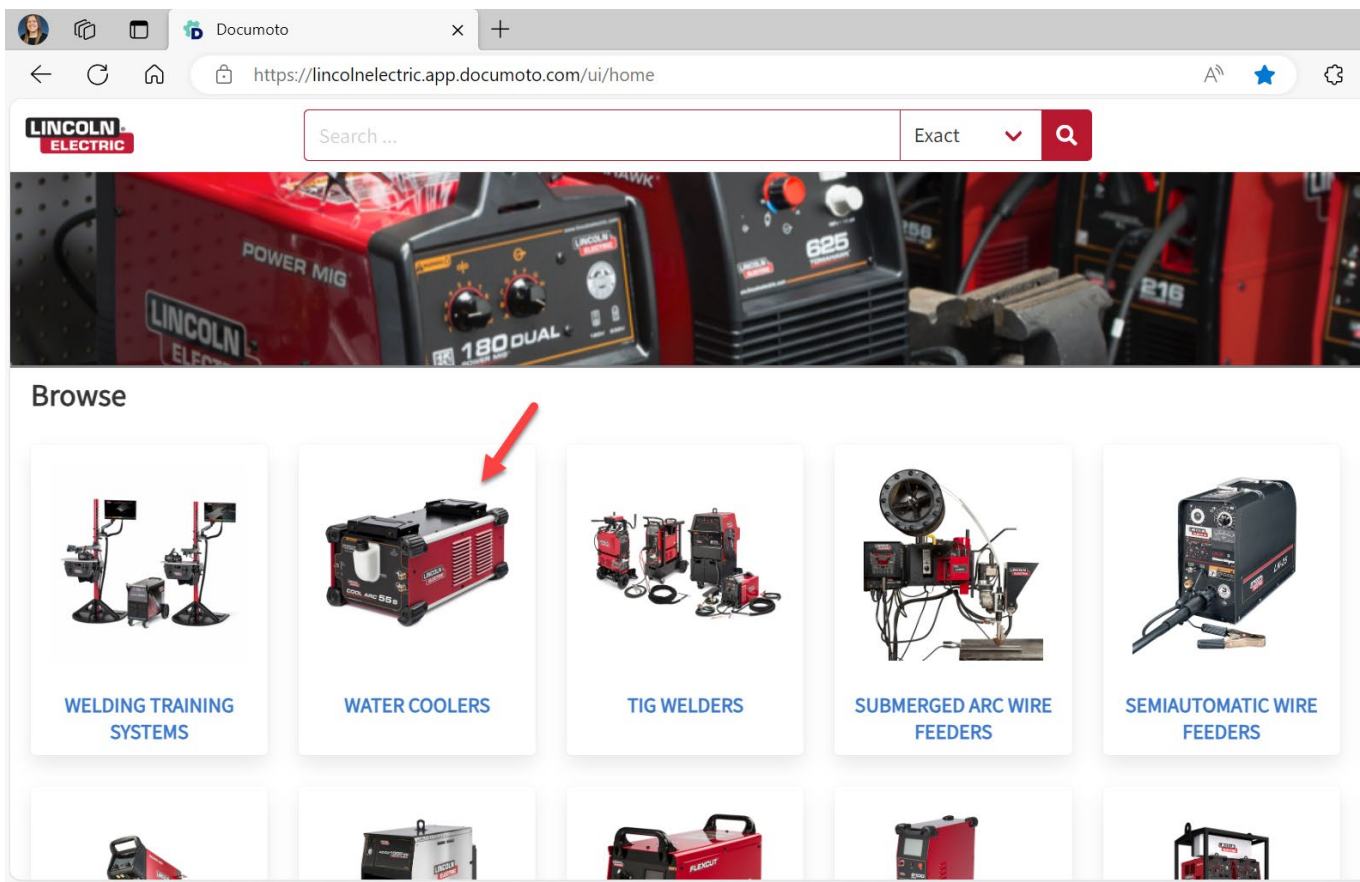


Click the matching search result to open the parts page.




SEARCHING FOR A PARTS PAGE BY BROWSING/VISUAL SEARCH:

Navigate to the correct equipment type by using the product images and model names.





WATER COOLERS

Search ... Exact




Home / WATER COOLERS

WATER COOLERS





COOL ARC

Search ... Exact



Home / WATER COOLERS / COOL ARC

COOL ARC



COOL ARC 55 S

https://lincolnelectric.app.documoto.com/ui/browse/105542/105543/105549/search

LINCOLN ELECTRIC

Search ... Exact

Home / WATER COOLERS / COOL ARC / COOL ARC 55 S

2 Results for COOL ARC 55 S

Filters + Clear Filters

Type (Any) Categories (Any)

11949 - Cool Arc 55 Water Cooler
Identifier: 11949

12889 - Cool Arc 55 S
Identifier: 12889

GENERAL SEARCH FOR A PART:

To perform a broad search, type the part number, part name, or any other descriptor in the search box. To filter the results to see where the part is used on a parts page, select the Type (Any) drop-down and select Books. Then, in the Categories (Any) drop-down, select Parts Pages.

Search

https://lincolnelectric.app.documoto.com/ui/search?searchable_type=book&mediaCategory_id=16392&q=9SL11532-2

LINCOLN ELECTRIC

Search ... Exact

22 Results for 9SL11532-2

Filters + Clear Filters

Type (Books) Categories (Parts Page)

12600 - Cool Arc 47
Identifier: 12600

12583 - Cool Arc 47
Identifier: 12583

12595 - Cool Arc 47
Identifier: 12595

11849 - Under Cooler Cart
Identifier: 11849

SEARCHING FOR A PART WITHIN A PARTS PAGE:

Once in the parts pages for a given code, expand the table of contents tab by clicking the red 123 icon in the upper left. In the text search box, type the part number or description to be searched and then click the magnifying glass.

The screenshot shows a web browser window with the URL <https://lincolnelectric.app.documoto.com/ui/book/1055835/page:12839164>. The page title is "P-1327-E - BASE EXTRUSION ASBLY & INTERNAL COMPONENTS". The search bar contains "9SL11532-2". The left pane shows a table of contents with "P-1327-E - BASE EXTRUSION ASBLY & INTERNAL COMPONENTS" highlighted. The right pane shows a table of parts with the following data:

4B	Part Number	Name	Qty
4C	9SS9225-100	SELF TAPPING SCREW	12 each
5	9SG3904-1	RESERVOIR	1 each
6A	9SL12743-3	MOTOR BASE	1 each
	9SS9225-99	THREAD FORMING SCREW	4 each
7A	9SL11532-2	PUMP & MOTOR ASSEMBLY	1 each
8A	9SCF000040	5/16-18X.75HHCS	4 each
8B	9SS9262-121	PLAIN WASHER	4 each
8C	9SE106A-14	LOCK WASHER	4 each
	9SS10888-35	HOSE CLAMP	1 each

The left table of contents pane will first highlight which sub-assembly contains the part, and the parts list pane on the right will highlight the actual part in the parts list. To see all of the matches of the search results, continue to click the right arrow icon in the left pane.

PRINTING A PARTS PAGE:

Once in a parts page, select Export in the upper right. You can then select the entire parts page or a specific sub-assembly to print. To do this, under Section select the radial button next to Book (for the entire parts page) or next to Illustration (to print the current sub-assembly). Other formatting options, like page layout, can be modified here as well. Once all formatting options are selected, click Submit to start the export.

Export ✕

Section

Book | 12889 - Cool Arc 55 S

Illustration | P-1327-E - BASE EXTRUSION ASBLY & INTERNAL COMPONENTS

Format

Export as PDF

Options

Toc: All ▼ Letter ▼

2-sided Portrait

Include Images Landscape

Locale Include Parts List

English ▼

Submit Cancel

After several seconds, you will see the book available in the Job Manager. This file can then be opened and saved as needed.