


PANTHEON® CB SOLUTION

The Total Welding Solution With Simplified Technology

THE COMPLETE WELDING PACKAGE

Add mechanized automation to your factory with the latest innovations in welding manipulator systems.

The Pantheon® CB family of column and booms offer a sized-to-fit solution that includes advanced PowerWave® welding equipment, numerous add-on accessories per the application such as; flux management, seam tracking, travel carts, positioning equipment, and camera systems.



Pantheon® CB-SD (Standard Duty)


Standard Sizes: 6ft & 10ft Effective Stroke

Payload Capacity: 330lbs @ 12in

Controller: Standard Pendant or Pantheon HMI

Processes: Single Wire SAW, MIG, FCAW, TIG, Plasma Cutting

Industry Specialties: Pipe Spooling for Circumferential welds



Pantheon® CB-HD (Heavy Duty)

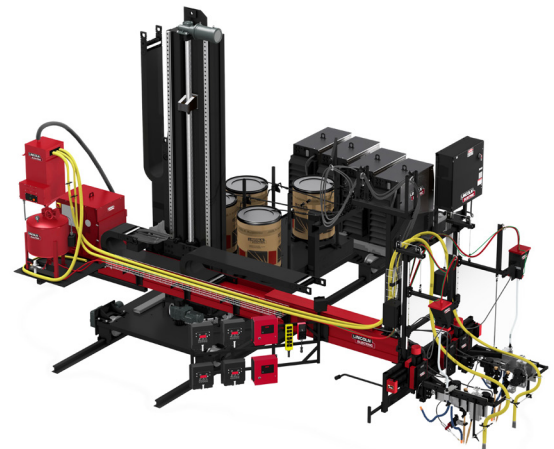
Standard Sizes: 9.8ft, 13.1ft, 16.4ft Effective Stroke

Payload Capacity: 880lbs @ 12in

Controller: Standard Pendant, Pantheon HMI or Pilot Pro HMI

Processes: Single and Tandem Wire SAW, MIG, FCAW, TIG,

Industry Specialties: Process Piping, Pressure Vessels, Structural Steel



Reference images only

Pantheon® CB-UD (Ultra Duty)

Standard Sizes: 16.4ft, 22.9ft, 26.2ft Effective Stroke

Payload Capacity: 2200lbs @ 12in

Controller: Standard Pendant, Pilot Pro HMI, or Custom PLC

Processes: Single, Tandem, or Triple Wire SAW, Dual Head, Fully Customizable

Industry Specialties: Wind Tower, Pressure Vessels, Structural Steel

PRODUCT HIGHLIGHTS

- Horizontal and Vertical Linear Bearings and Guideways
- Dual or Quad Chain
- 180° Column Rotation
- Standard or HMI Controller
- Various ID/OD Head Designs

KEY ACCESSORIES

- Positioning Equipment
- Seam Tracking (Tactile or Laser)
- Camera (Open Arc or Sub Arc)
- Motorized Travel Cart
- Flux Management
- Oscillator

PROCESSES

SAW, GMAW, GMAW-P, FCAW, GTAW, Plasma Cutting, Grinding

INPUT

115
V

460
V

(excluding power supply)

RECOMMENDED ACCESSORIES



Seam Tracking: Laser

Precision seam tracking for submerged arc, GMAW, FCAW and GTAW welding. System automatically adjusts the weld heads location to stay within the joint using a laser reading. More accurate than tactile system but requires a matte finish on parts.



Seam Tracking: Tactile

Precision seam tracking for submerged arc, GMAW, FCAW and GTAW welding. System automatically adjusts the weld heads location to stay within the joint using a tactile probe. Different seam tracking heads available to match different weld geometries.



HMI Controller:

The HMI Controllers (Pantheon HMI or Pilot Pro HMI) grant the operator the ability to control a systems manipulator, welding equipment, and turning equipment from a single ergonomic controller. Intuitive design makes personnel training and operation easier. Basic programs for welding out specific diameter pipe, straight lengths of welds and cladding operations allow operators more freedom during production. Different controllers will be recommended based on specific weld application.



Remote Viewing Camera:

Remote viewing submerged arc welding camera is a durable, heat protected camera that will allow clear viewing of welds during operation. For hard to reach joints like large diameter pipes and inside small diameter this will mean less operator strain and improved safety.



Castor Wheels or Motorized Travel Cart:

Pantheon Column and Booms can be placed on track rails or castor wheels for more mobility. Bring the system where its needed in a shop or have it ride along multiple parts for increased usability and more weld arc-one time.



Flux Delivery and Recovery:

Consistent flux feeding and cleaning keep your welds covered and your shop free of flux and dust. Flux is recovered, filtered and returned back into the system, saving on flux usage. Multiple sizes of tanks available.



Positioning Equipment:

Facilitate the clamping, rotation, and repositioning of workpiece(s) being welded. Positioners, turning roll sets, headstock/tailstocks, and turntables available in various load capacities and configurations.



Other accessory options and full customized systems available.
Contact your local Lincoln representative or reach out below for inquires today.

CUSTOMER ASSISTANCE POLICY

The business of Lincoln Electric is manufacturing and selling high quality welding equipment, automated welding systems, consumables, and cutting equipment. Our challenge is to meet the needs of our customers, who are experts in their fields, and to exceed their expectations. On occasion, purchasers may ask Lincoln Electric for information or technical information about their use of our products. Our employees respond to inquiries to the best of their ability based on information and specifications provided to them by the customers and the knowledge they may have concerning the application. Our employees, however, are not in a position to verify the information provided or to evaluate the engineering requirements for the particular weldment, or to provide engineering advice in relation to a specific situation. Accordingly, Lincoln Electric does not warrant or guarantee or assume any liability with respect to such information or communications. Moreover, the provision of such information or technical information does not create, expand, or alter any warranty on our products. Any express or implied warranty that might arise from the information or technical information, including any implied warranty of merchantability or any warranty of fitness for any customers' particular purpose or any other equivalent or similar warranty is specifically disclaimed.

Lincoln Electric is a responsive manufacturer, but the definition of specifications, and the selection and use of specific products sold by Lincoln Electric is solely within the control of, and remains the sole responsibility of the customer. Many variables beyond the control of Lincoln Electric affect the results obtained in applying these types of fabrication methods and service requirements.

Subject to Change – This information is accurate to the best of our knowledge at the time of printing. Please refer to www.lincolnelectric.com for any updated information.
All trademarks and registered trademarks are the property of their respective owners.

Lincoln Electric Automation
939 Gana Court • Mississauga • ON • L5S 1N9 • Canada
905.565.5600
www.lincolnelectric.com