

## REPLACEMENT PARTS LIST MIG WELDER

117-078, 83155, 83156, 20559, 155 GL /GS, Migmaster 150

# 117-078, 83155, 83156, 20559, 155 GL/GS, Migmaster 150

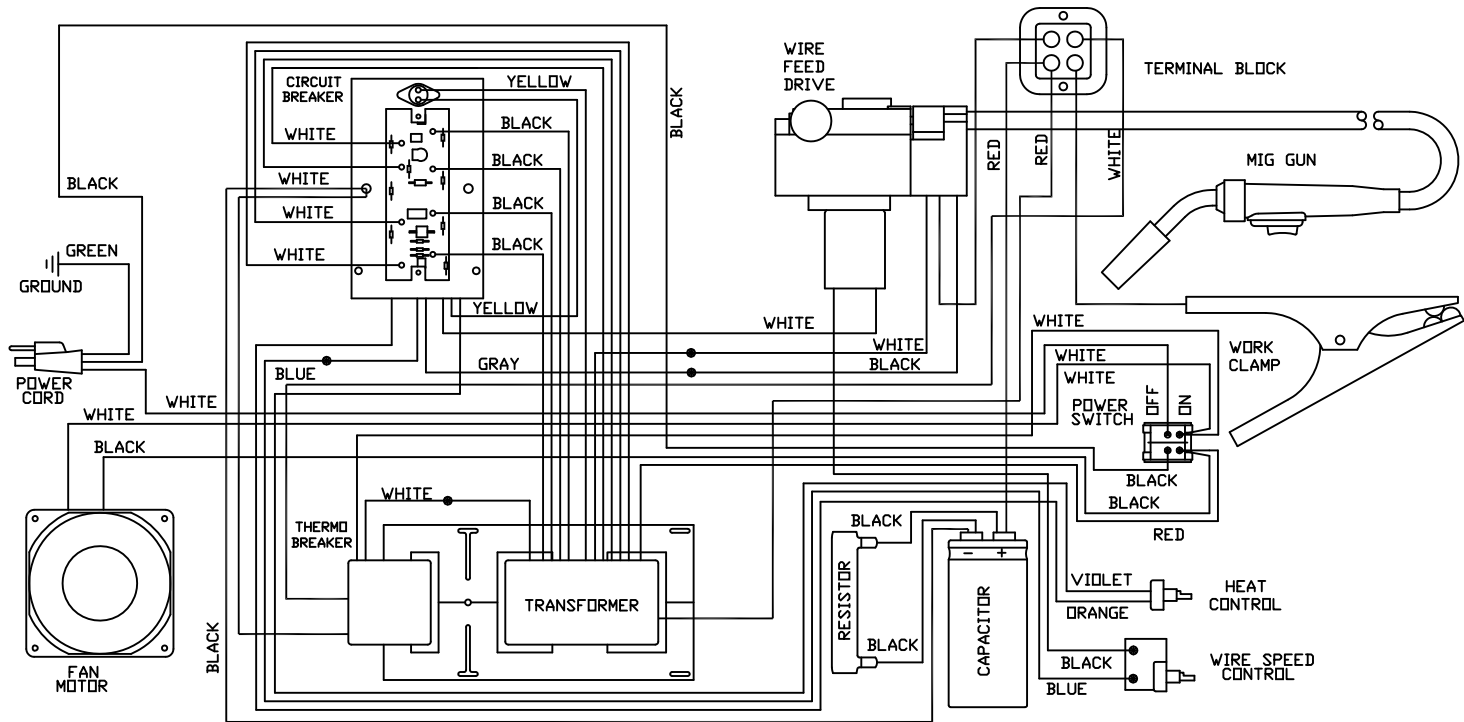
Item	Lincoln Stock #	Customer #	Description
1		<b>246-260-000</b>	Heat potentiometer, 10K, 1/4 watt
2	S18977-4	216-100-000	Fan motor
3	NLA	410-900-XXX	Front panel
4		541-057-000	Strain relief
5		238-223-666	Cable assy.
6	246-041-666	246-107-000	Knob
7		<b>246-423-000</b>	Power switch, DPST lighted
<b>8</b>	<b>238-593-000</b>	<b>238-593-000</b>	<b>10' mig gun (used on units built after 1-1-01, RED trigger)</b>
	NLA	238-566-000	10' mig gun (used on units built from 5-2-99 to 12-31-00, <b>BLACK</b> trigger)
	238-507-000	238-507-000	10' mig gun (used on units built before 5-2-99, <b>RED</b> trigger, gas diffuser has left-hand threads)
9	NLA	410-869-XXX	Control panel
10	880-460-666	880-569-666	Wire speed control
11		880-414-888, <b>880-434-888</b>	Transformer
12	NLA	410-865-XXX	Left side panel
13	NLA	312-295-666	Slide latch w/clip
14		<b>246-414-000</b>	Terminal block
15	880-406-001	880-406-666	Drive motor / gear box
		<b>310-187-000</b>	Steel drive roller, (0.024/0.030/0.035)
	880-427-666	880-427-666	Neoprene drive roller for aluminum
	S24355-6		Idle roller (C609Z)
	S24355-9		Wire feed tension knob (smaller)
	S24355-10		Wire feed tension spring
	334-627-000		Inlet Guide tube (cut to length (2.75"))
16	131-419-000		Tension kit less 312-110-666
17	312-076-666		Spindle
18	NLA	410-867-XXX	Center panel
19	880-411-666		Circuit board w/heat sink

Model	Primary Input	Input Plug	Duty Cycle at Rated Output
117-078	120V, 20a	20A	20%

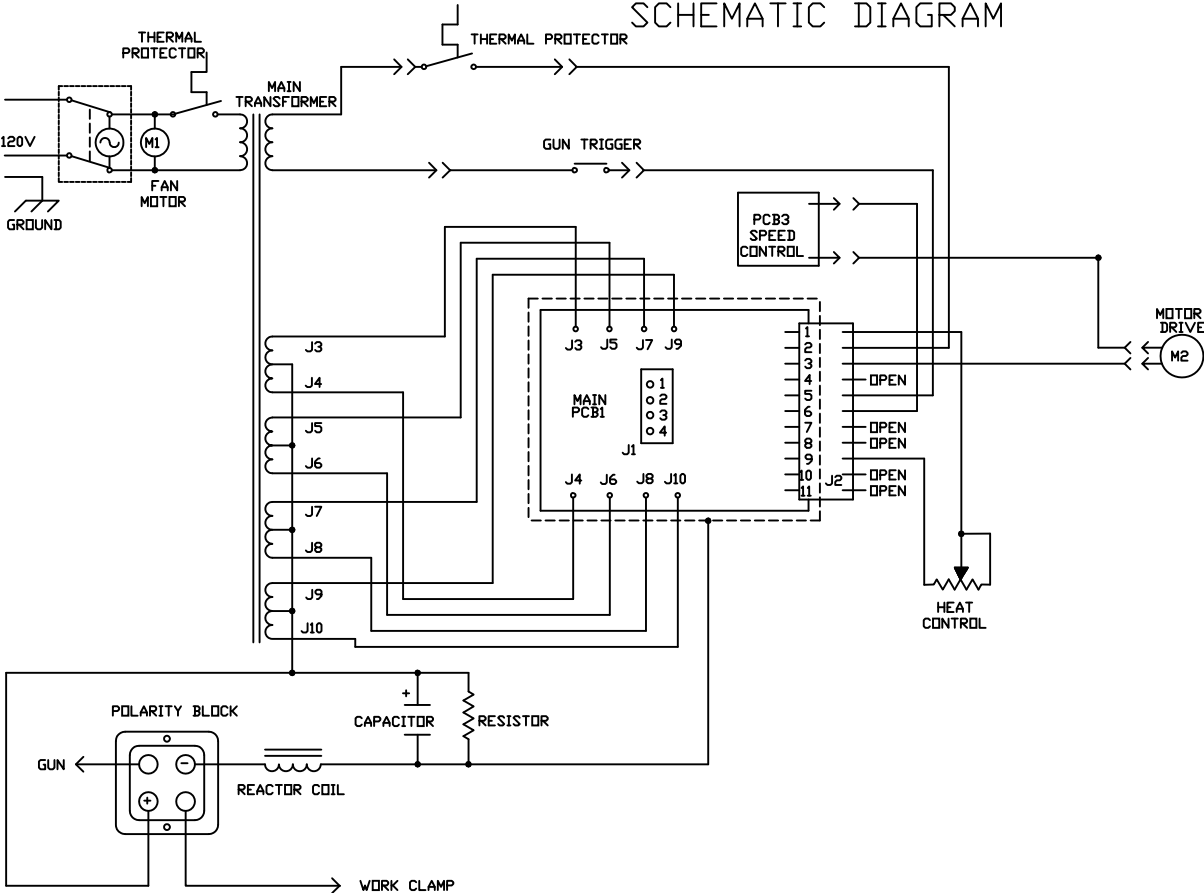
Item	Lincoln Stock #	Customer #	Description
20		<b>216-102-000</b>	Thermostat
21	S13490-109	213-035-000	Capacitor, 59,000uf, 40Vdc
22	NLA	880-413-666	Heat pot. W / harness
23	253-333-000	253-333-666	Push in union fitting (5/32")
24		248-329-666	Power cord
25		512-215-666	Bushing
26		239-074-666	Strain relief
27		245-145-666	25Ω, 50 Watt Resistor
28		<b>312-296-666</b>	Handle
29	NLA	410-864-XXX	Right side panel
30	246-258-666	246-258-666	24Vdc relay (only on units built before 1/1/2001)
31	NLA	880-431-000	Base
32		<b>246-428-000</b> , 880-426-000	Thermal protector
33	NLA	412-635-010	Tank bracket
<b>Not Shown</b>			
34	334-468-666	334-468-666	Liner for mig gun with <b>RED</b> trigger
35	KP1937-3	334-476-666	Liner for mig gun with <b>BLACK</b> trigger
36	334-438-000		Preset Regulator w/o gauges
37	<b>334-460-001</b>	<b>334-460-001</b>	<b>Regulator w/ gauges</b>
38	<b>S26399-28</b>	<b>059-217-040</b>	<b>5/32" gas hose</b>
39	KP11-25, KH710	43090, 334-203-300, KP2039-1B1, M15522	0.025 contact tips
40	KP11-30, KH711	43100, 334-160-300, KP2039-2B1, M15523	0.030 contact tips
41	KP11-35, KH712	43110, 334-161-300, KP2039-3B1, M15524	0.035 contact tips
42	KP21T-50	43480, 334-203-300, KP1942-1, M15578	Steel welding nozzle
43	312-110-666	312-110-666	Wire spool adapter
44	239-292-666	41007	Ground Clamp
45	KH600		Helmet

Rated Output	Voltage Settings	Agency Listing	Output
105 amps	Infinite	Cul	30-150 amps

# 117-078,83155,83156,20559, 155 GL/GS, for units built after 1-1-2001

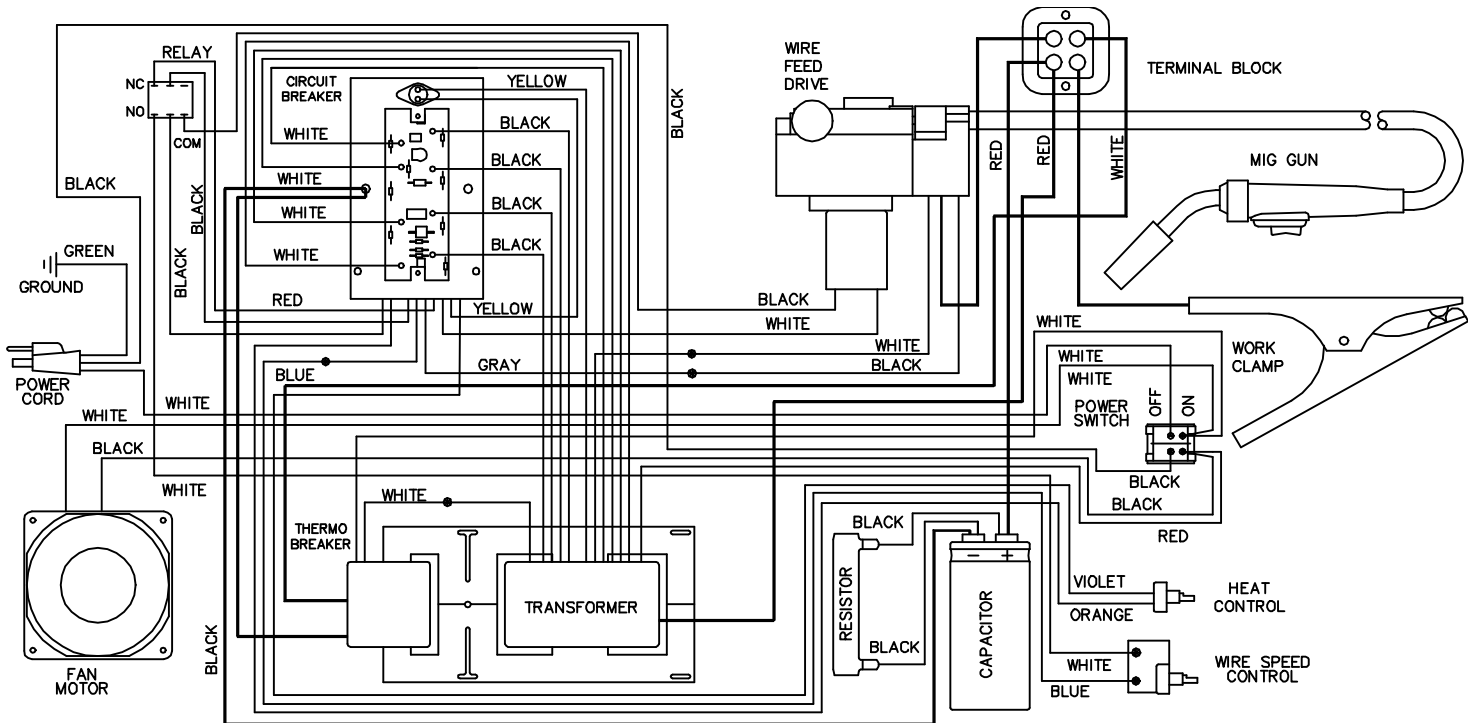


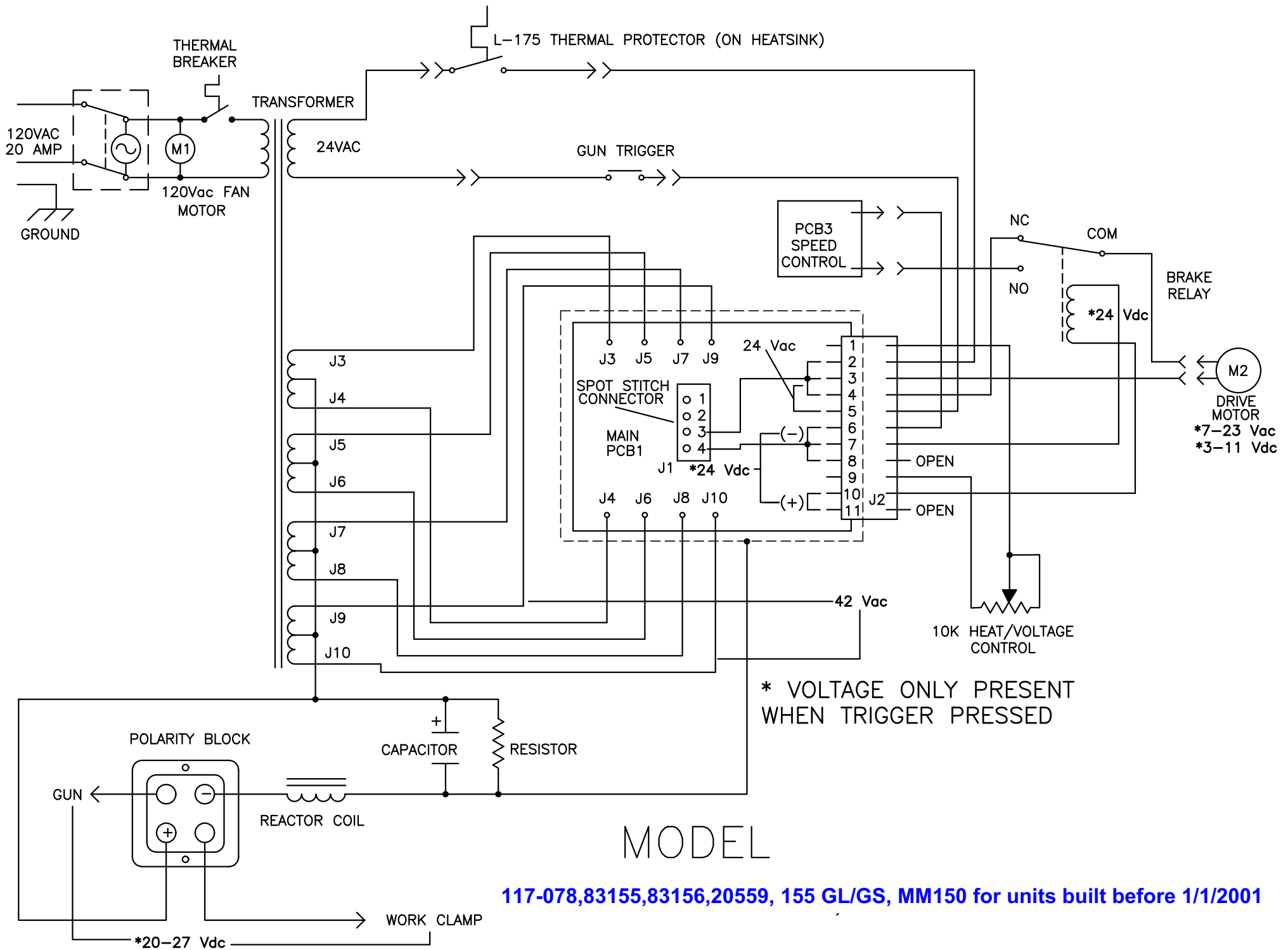
# SCHEMATIC DIAGRAM



117-078,83155,83156,20559, 155 GL/GS, for units built after 1-1-2001

# 117-078,83155,83156,20559, 155 GL/GS, MM150 for units built before 1/1/2001





117-078,83155,83156,20559, 155 GL/GS, MM150 for units built before 1/1/2001