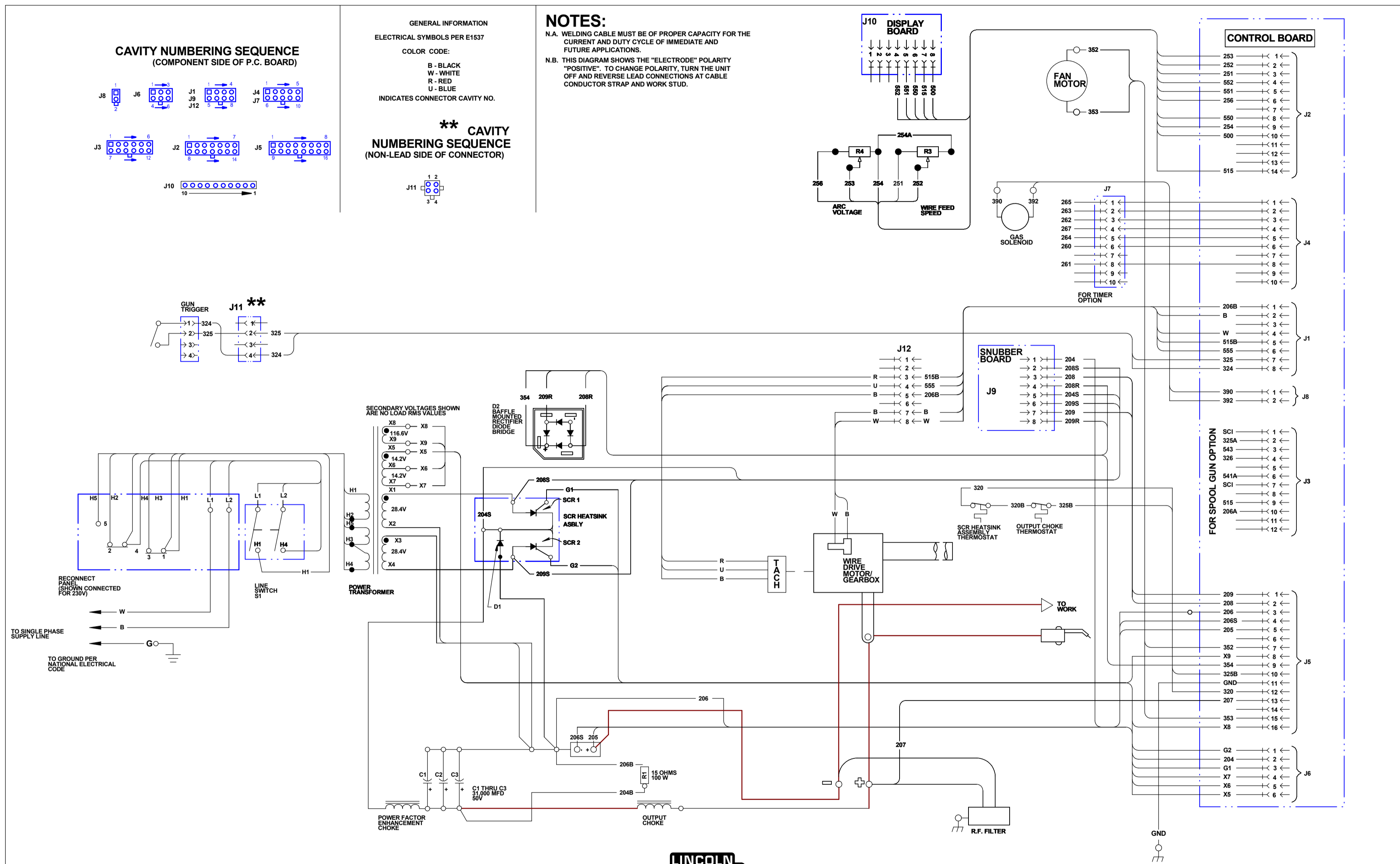
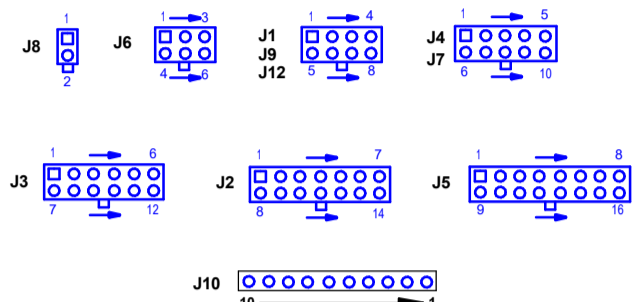


# POWER MIG 255 WIRING DIAGRAM L11980 REV: A

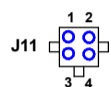


## CAVITY NUMBERING SEQUENCE (COMPONENT SIDE OF P.C. BOARD)



**GENERAL INFORMATION**  
 ELECTRICAL SYMBOLS PER E1537  
 COLOR CODE:  
 B - BLACK  
 W - WHITE  
 R - RED  
 U - BLUE  
 INDICATES CONNECTOR CAVITY NO.

## \*\* CAVITY NUMBERING SEQUENCE (NON-LEAD SIDE OF CONNECTOR)



## NOTES:

N.A. WELDING CABLE MUST BE OF PROPER CAPACITY FOR THE CURRENT AND DUTY CYCLE OF IMMEDIATE AND FUTURE APPLICATIONS.  
 N.B. THIS DIAGRAM SHOWS THE "ELECTRODE" POLARITY "POSITIVE". TO CHANGE POLARITY, TURN THE UNIT OFF AND REVERSE LEAD CONNECTIONS AT CABLE CONDUCTOR STRAP AND WORK STUD.

## CONTROL BOARD

