

TOMAHAWK® 45

Plasma Cutting - Anywhere, Anytime

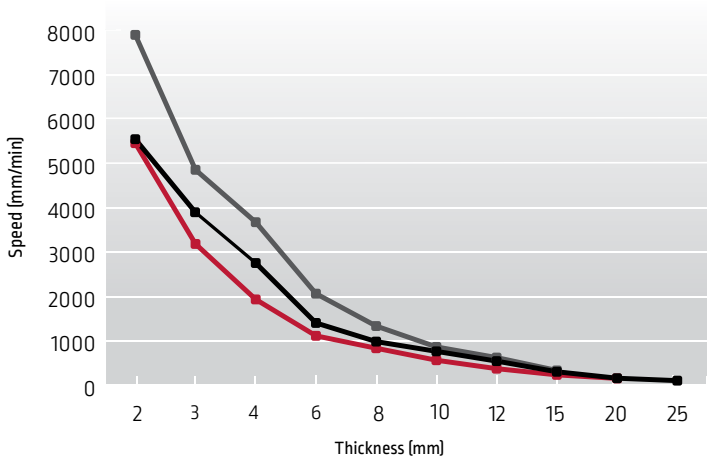
The Tomahawk® 45 plasma cutting systems are portable enough to carry to any jobsite. Hook up the compressed air, grab the torch and start cutting right away.

Features

- **TFT 2.8" screen** – For an easier and user friendly user interface
- **Continuous Output Control** – Focus the arc for different material thickness.
- **Touch Start system** – Reliable plasma arc initiation without high frequency.
- **Rapid Arc Restrike** – Fast cutting through gaps, even expanded metal.
- **Front Panel Purge Control** – Makes it easy to set the air flow rate without initiating the plasma arc.
- **Gouging and Grid modes** [adjustable grid's time]
- **Cool Operation, Long Consumable Life** – New electrode and nozzle design save you money in the long run.
- **Added Safety** – Our Parts-in-Place system detects correct installation of consumables and torch.
- **Lightweight and Portable** – Easily carried by one person.
- **Engine Drive Compatible** – Select a Lincoln Electric Outback® or Vantage® to power your Tomahawk® in remote locations.

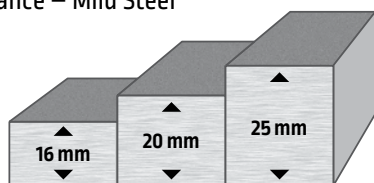


CUTTING PERFORMANCE



— 45A Steel LC-45 — 45A Stainless Steel LC-45 — 45A Aluminum LC-45

Cut performance – Mild Steel
Hand Torch



Recommended	Maximum	Severance
Rated Cut @ 20 ipm 0.51 m/min	Maximum Cut @ 12 ipm 0.30 m/min	Sever Cut @ 5 ipm 0.13 m/min

INPUT



OUTPUT



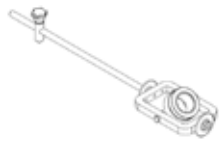
Tomahawk® 45 (K14391-1) includes:

- Lincoln Electric LC45 Torch with 6 m cable
- Air regulator and pressure gauge
- Internal water separator
- Work clamp and cable
- Input power cord

Applications

- On site maintenance
- Small construction sites.
- Air ducting installation (HVAC)
- Demolition work
- Rental

RECOMMENDED ACCESSORIES



Circle kit to suit LC45
Order W100000338



Lincoln Electric LC45
Replacement Torch
Includes 6 mt (10 ft.) torch cable
and one set of all required torch
exchangeable parts.
Order W100000327



Two-wheeled undercarriage
For stick and TIG inverters
Order W0200002

REPLACEMENT TORCH CONSUMABLES

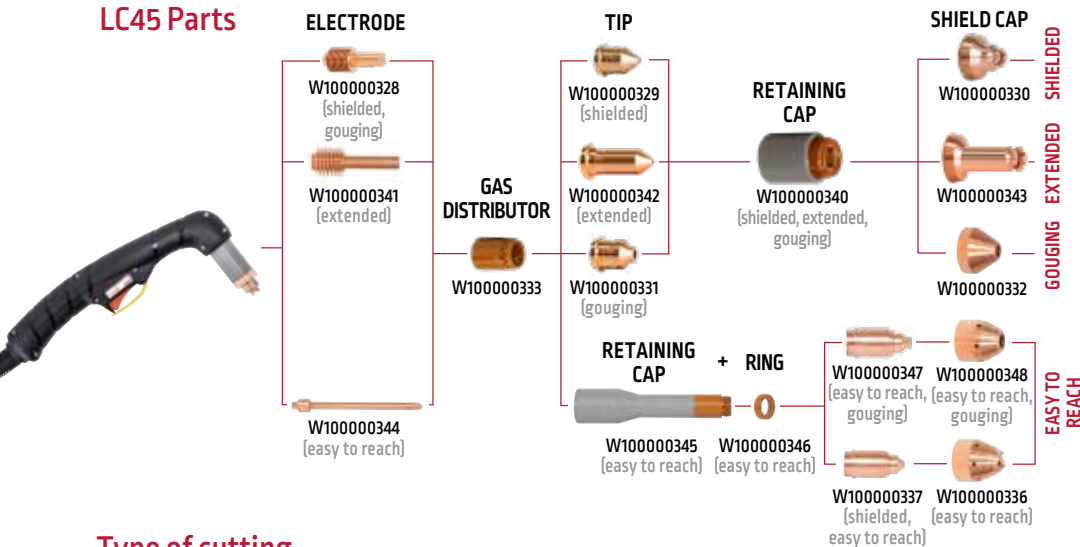
Consumable Wear

- It is normal for the electrode and nozzle to wear during operation.
- Electrodes should typically be replaced when erosion reaches 0.65 mm (0.025 in.).
- A green and erratic arc will indicate end of electrode life. The electrode should be immediately replaced.
- It is recommended that the Electrode and Nozzle be replaced as a complete set.

TOMAHAWK® 45 TORCH CONSUMABLES

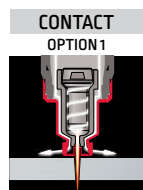
	Electrode	Gas Distributor	Tip	Retaining Cap	Shield Cap
Product Number	W100000328	W100000333	W100000329	W100000340	W100000330
	W100000341		W100000337		W100000332
	W100000344		W100000331		W100000333
			W100000347		W100000336
			W100000342		W100000348

Lincoln Electric LC45 Parts

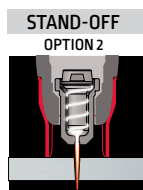


Part	Quantity	Reference
Electrode	5	W100000328
Gas distributor	1	W100000333
Tip 45A	5	W100000329
Retaining Cap	1	W100000340
Shield Cap	1	W100000330

Type of cutting



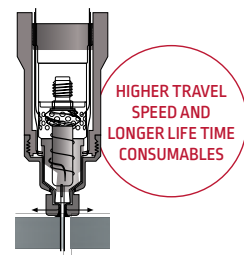
Convenient for the operator, simply drag the nozzle on the plate. Well protected nozzle.



Maximum flexibility and visibility of the plasma stream.



Allowing you to gouge different materials.



PRODUCT SPECIFICATIONS

Product Name	Product Number	Input Power	Rated Output Current/Voltage/Duty Cycle	Fuse (delayed) or Circuit Breaker	Pilot Current	Output Range	Air Pressure Required	Air Flow Rate Required	Dimensions H x W x D (mm)	Net Weight Without Torch (kg)
Tomahawk® 45	K14391-1	120/230/1/50/60	at 230Vac 45A@45% 40A@60% 30A@100% at 120Vac 22A@60% 15A@100%	16 A	20A	15- 45 A (230Vac) 15- 22 A (120Vac)	5.0bar – 6.0bar	200 ±10% l/min	385 x 215 x 480	11.1

CUSTOMER ASSISTANCE POLICY

The business of The Lincoln Electric Company® is manufacturing and selling high quality welding equipment, consumables, and cutting equipment. Our challenge is to meet the needs of our customers and to exceed their expectations. On occasion, purchasers may ask Lincoln Electric for information or advice about their use of our products. Our employees respond to inquiries to the best of their ability based on information provided to them by the customers and the knowledge they may have concerning the application. Our employees, however, are not in a position to verify the information provided or to evaluate the engineering requirements for the particular weldment. Accordingly, Lincoln Electric does not warrant or guarantee or assume any liability with respect to such information or advice. Moreover, the provision of such information or advice does not create, expand, or alter any warranty on our products. Any express or implied warranty that might arise from the information or advice, including any implied warranty of merchantability or any warranty of fitness for any customers' particular purpose is specifically disclaimed.

Lincoln Electric is a responsive manufacturer, but the selection and use of specific products sold by Lincoln Electric is solely within the control of, and remains the sole responsibility of the customer. Many variables beyond the control of Lincoln Electric affect the results obtained in applying these types of fabrication methods and service requirements.

Subject to Change – This information is accurate to the best of our knowledge at the time of printing. Please refer to www.lincolnelectric.eu for any updated information.

www.lincolnelectric.eu

