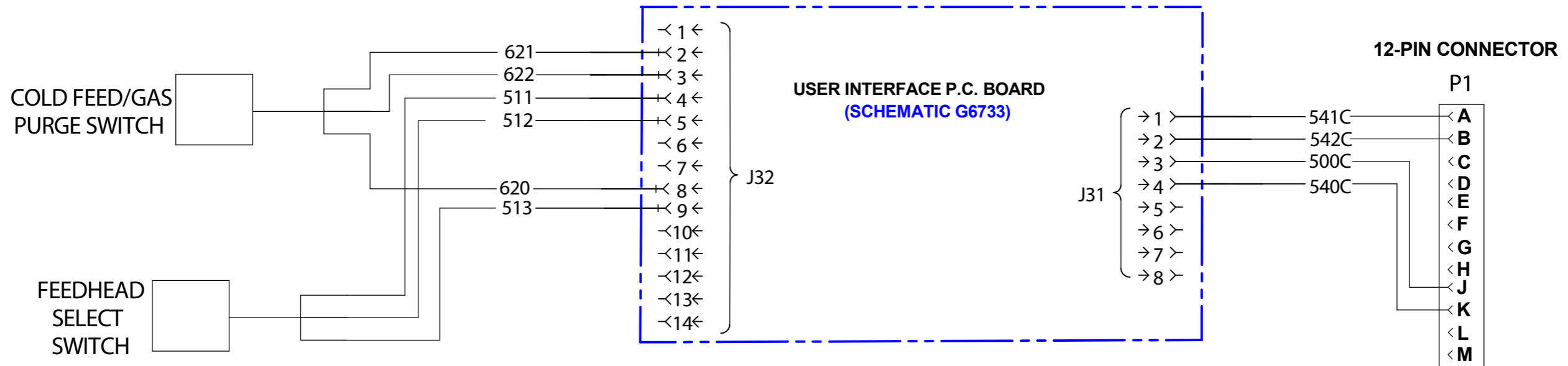


PIPEFAB PENDANT WIRING DIAGRAM M27059 REV: A



LEAD COLOR CODE:

B-BLACK
R-RED
U-BLUE
W-WHITE
Y-YELLOW

LABELS:

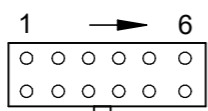
⏚ COMMON
⏚ FRAME GROUND

COMPONENT VALUE UNITS:

CAPACITOR: MFD/VOLTS
RESISTOR: OHMS/WATTS

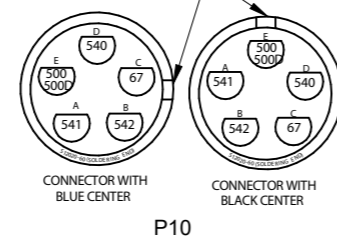
CONNECTOR PIN NUMBERS:

EX. 12 PIN CONNECTOR

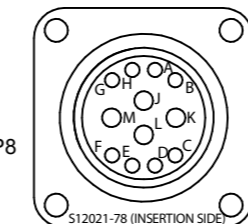


VIEW OF CONNECTOR ON PC BOARD

SLOT LOCATION



P4



P8

**CAVITY NUMBERING SEQUENCE
(VIEWED FROM COMPONENT SIDE OF P.C. BOARD)**

