

PLASMA CUTTING RANGE

PRESTOJET 30K · PRESTOJET 45
PRESTOJET 60 · PRESTOJET 100



www.lincolnelectric.eu



SAF-FRO®

VALUE FOR MONEY

Cut through any conductive material in seconds.

Choose a model just right for your typical material thickness. Our plasma cutters are as good as the best in Class, with prices far below competitors (the machine as well as the consumable parts).

Portable, flexible cutting power up to 16 mm for the model 30A compressor and 20mm for the model 45A.

Prestojet 30K plasma cutting system arrives ready to go for fast and precise cutting. With the 30K, forget the grinder – simply pick up the torch and cut in seconds **Prestojet 45** plasma cutting systems are portable enough to carry to any jobsite. Hook up the compressed air, grab the torch and start cutting right away.

Prestojet 60 & 100 - high performance plasma cutting machines, built to handle harsh environmental conditions, suitable for operation on site with a generator or within a workshop environment.

Up to 25 mm mild steel (Prestojet 60) and up to 40 mm mild steel (Prestojet 100).

CHOOSE LINCOLN FOR CLEAN, EFFICIENT AND COST-EFFECTIVE PLASMA CUTTING



ALL MACHINES

BUILT FOR THE HEAVIEST INDUSTRIAL CONDITIONS

Developed and tested under the hardest conditions (TRUE HD) to grant the reliability you need.

- PCB board made in Lincoln Electric Company
- Fully encapsulated and vertically mounted
- Capable of surviving the harshest testing conditions
- Varnished and potted electronic boards

PRESTOJET 30K

FEATURES

- Ultimate Portability – Internal air compressor enables operation in environments where external compressed air is not available.
- Continuous Output Control – Focus the arc for different material thickness.
- Touch Start system – Reliable plasma arc initiation without high frequency.
- Rapid Arc Restrike – Fast cutting through gaps, even expanded metal.
- Front Panel Purge Control – Makes it easy to set the air flow rate without initiating the plasma arc.
- Cool Operation, Long Consumable Life – New electrode and nozzle design save you money in the long run.
- Added Safety – Our Parts-in-Place system detects correct installation of consumables and torch.
- Engine Drive Compatible – Select a Lincoln Electric engine driven welder to power your Prestojet in remote locations

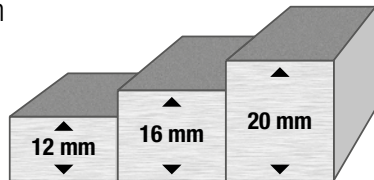
INTERNAL
COMPRESSOR OR
EXTERNAL AIR



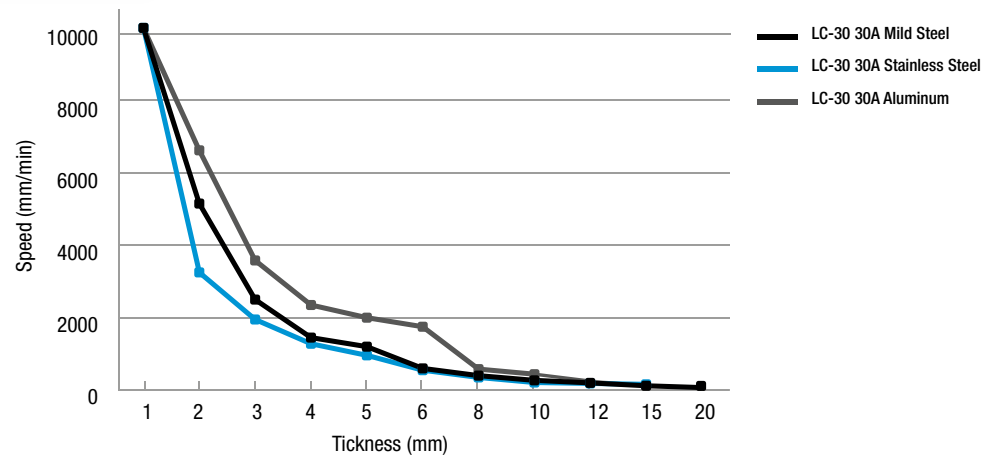
CUTTING PERFORMANCE

Cut performance – Mild Steel

Hand Torch



Recommended	Maximum	Severance
Rated Cut @ 22 ipm 0.20 m/min	Maximum Cut @ 14 ipm 0.12 m/min	Sever Cut @ 5 ipm 0.08 m/min



SPECIFICATIONS

Product Name	Product Number	Input Power	Rated Output Current/Voltage/Duty Cycle	Fuse (delayed) or Circuit Breaker	Pilot Current	Output Range	Air Pressure Required	Air Flow Rate Required	Dimensions H x W x D (mm)	Net Weight Without Torch (kg)
PRESTOJET 30K	W100000320	230/1/50	30A@60% 25A@100%	16A	20A	15-30A	5.0bar – 6,0bar	125 ±10% l/min	385 x 215 x 480	18,5

PROCESSES

- Plasma cutting
- Grid

APPLICATIONS

- On site maintenance
- Small construction sites
- Air ducting installation (HVAC)
- Demolition work
- Rental

INPUT



OUTPUT



Prestojet 30K

(W100000320) includes:

- Internal air compressor (external air connection also standard)
- Lincoln Electric LC30 Torch with 4 m cable
- Air regulator and pressure gauge
- Internal water separator
- Work clamp and cable
- Spare consumables
- Input power cord



PROCESSES

- Plasma cutting
- Grid
- Gouging
- Piercing

APPLICATIONS

- On site maintenance
- Small construction sites
- Air ducting installation (HVAC)
- Demolition work
- Rental

INPUT OUTPUT



Prestojet 45

(W100000322) includes:

Lincoln Electric LC45 Torch with 6 m cable

Air regulator and pressure gauge

Internal water separator

Work clamp and cable

Input power cord



www.lincolnelectric.com/green

PRESTOJET 45

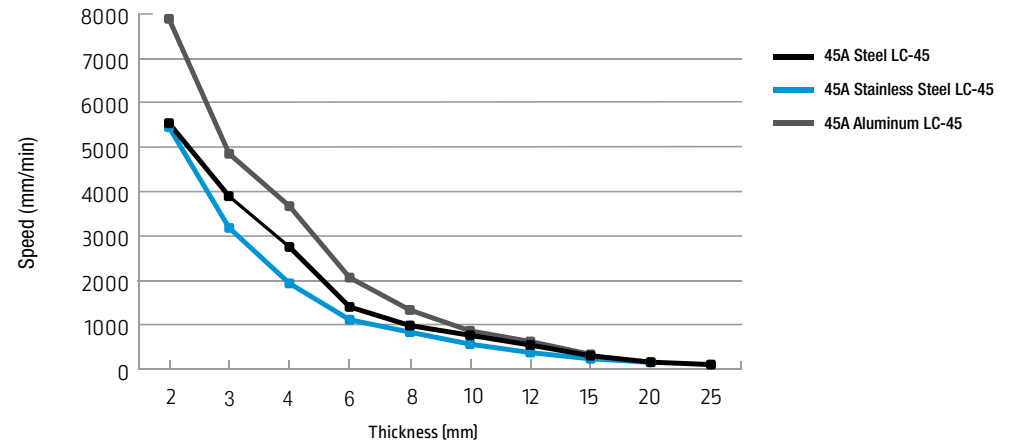
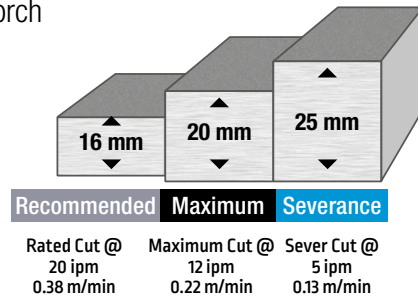
FEATURES

- TFT 2,8" screen – For an easier and user friendly user interface
- Continuous Output Control – Focus the arc for different material thickness.
- Touch Start system – Reliable plasma arc initiation without high frequency.
- Rapid Arc Restrike – Fast cutting through gaps, even expanded metal.
- Front Panel Purge Control – Makes it easy to set the air flow rate without initiating the plasma arc.
- Gouging and Grid modes (adjustable grid's time).
- Cool Operation, Long Consumable Life – New electrode and nozzle design save you money in the long run.
- Added Safety – Our Parts-in-Place system detects correct installation of consumables and torch.
- Lightweight and Portable – Easily carried by one person.
- Engine Drive Compatible – Select a Lincoln Electric Outback® or Vantage® to power your Prestojet in remote locations



CUTTING PERFORMANCE

Cut performance – Mild Steel Hand Torch



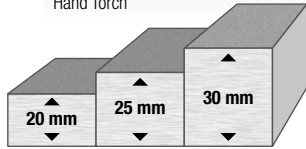
SPECIFICATIONS

Product Name	Product Number	Input Power	Rated Output Current/ Voltage/Duty Cycle	Fuse (delayed) or Circuit Breaker	Pilot Current	Output Range	Air Pressure Required	Air Flow Rate Required	Dimensions H x W x D (mm)	Net Weight Without Torch (kg)
PRESTOJET 45	W100000322	120/230/1/50/60	at 230Vac 45A@45% 40A@60% 30A@100% at 120Vac 22A@60% 15A@100%	16 A	20 A	15- 45 A (230Vac) 15- 22 A (120Vac)	5.0bar – 6.0bar	200 ±10% l/min	385 x 215 x 480	11.1

PRESTOJET 60

PRESTOJET 100

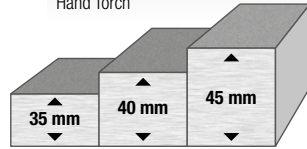
CUT PERFORMANCE – MILD STEEL
Hand Torch



Recommended Maximum Severance

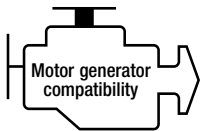
Rated Cut @ 0,5 m/min Maximum Cut @ 0,3 m/min Sever Cut @ 0,18 m/min

CUT PERFORMANCE – MILD STEEL
Hand Torch



Recommended Maximum Severance

Rated Cut @ 0,38 m/min Maximum Cut @ 0,32 m/min Sever Cut @ 0,18 m/min



MOTOR GENERATOR COMPATIBILITY:

- minimum power 9,2kW (PRESTOJET 60), 18kW (PRESTOJET 100)
- AC waveform peak voltage below 700V.
- RMS voltage of the AC waveform is always equal to 400Vac ±15%.

PRESTOJET 60 & 100

FEATURES

- Starting: innovative advanced arc starting without HF.
- Performance: innovative advanced electrode and nozzle design.
- Longer lifetime: innovative advanced design increases lifetime of consumables.
- Faster: higher travel speeds and plate thickness.
- Flexible: multiple torch configurations.
- Different materials: mild steel, stainless steel, aluminium and many more.
- Concentrated plasma stream: less heat input, less distortion.
- Torch Connection – central connector, 9-pin.
- Stepless current control.
- Remote kit (optional) that allows the unit to receive an external ON-OFF trigger for mechanized processes (only for PRESTOJET 100)

AS GOOD AS THE
BEST IN CLASS,
WITH PRICES
FAR BELOW

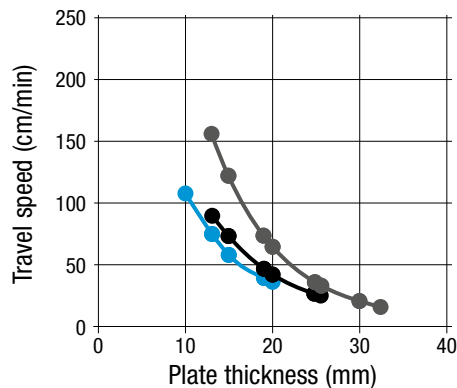
WARRANTY
3
YEARS



PERFORMANCE

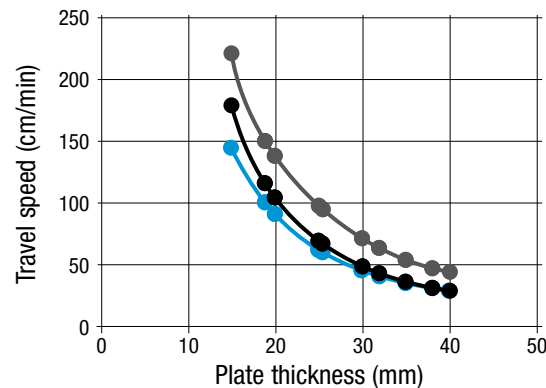
PRESTOJET 60 with LC65

Comparison at 60A



PRESTOJET 100 with LC105

Comparison at 100A



● Mild ● Stainless ● Aluminium

SPECIFICATION

Product	Item Number	Primary Voltage (50-60Hz)	Rated Output	Cutting Capacity (mm)	Piercing Capacity (mm)*	Flow Rate	Inlet Pressure	Output Range (A)	Weight (kg)	Dimensions HxWxD (mm)
PRESTOJET 60	W000403594	400V/3Ph ±15%	60A/40% 40A/100%	25	Max. 12	130 ±20% l/min @ 5.5bar	6,0 - 7,5 bar	20-60	22	389 x 247 x 510
PRESTOJET 100	W000403596		100A/40% 60A/100%	40	Max. 20	280 ±20% l/min @ 5.5bar	6,0 - 7,5 bar	20-100	34	455 x 301 x 640

www.lincolnelectric.eu

PROCESSES

- Plasma cutting (all)
- Plasma gouging
- Grid Mode

TYPE OF GAS

- Air compressed
- Nitrogen

APPLICATIONS

- On site maintenance
- Service tasks
- Small construction sites
- General installations
- Air ducting installation (HVAC)
- Demolition work
- Rental

INPUT



OUTPUT



Unit Includes

2 m-input cable
7,5 m-hand cutting torch
Ground clamp and cable
Air connection kit
Cutting torch consumables kit



www.lincolnelectric.com/green

KEY OPTIONS

		Prestojet 30K	Prestojet 45	Prestojet 60	Prestojet 100
Product Number		W100000320	W100000322	W000403594	W000403596
Air Filter LAF1250	W88X1456A			•	•
Filter Cartridge	W8800117R			•	•
Cutting circle	W0300699A	•	•	•	•
Undercarriage	W0200002	•	•		
Remote Control	K12049-1				•
Remote Control Kit	W05X1086A				•
Bevel Tool	W03X0893-119A			•	•
Circle kit to suit LC45	W100000338		•		
Bevel tool to suit LC45	W100000339		•		

TORCHES

		Prestojet 30K	Prestojet 45	Prestojet 60	Prestojet 100
Product Number		W100000320	W100000322	W000403594	W000403596
LC 30 (Hand)	W100000325	•			
LC 45 (Hand)	W100000327		•		
LC65 (Hand)	PTH-061A-CX-7M5A			•	
	PTH-061A-CX-15A			•	
LC65M (Machine)	PTM-061A-CX-7M5A			•	
	PTM-061A-CX-15A			•	
LC105 (Hand)	PTH-101A-CX-7M5A				•
	PTH-101A-CX-15A				•
LC105M (Machine)	PTM-101A-CX-7M5A				•
	PTM-101A-CX-15MA				•

RECOMMENDED ACCESSORIES



AIR FILTER LAF1250

Sub-micron filter for compressed air designed to remove moisture, oils and sprays particles from air compressors, thus providing clean, free of oil and dry air.

W88X1456A

W8800117R (filter cartridge)



UNDERCARRIAGE

W0200002

PLASMA CIRCLE CUTTING GUIDE KIT (CUTTING CIRCLES max diam. 820mm)

W0300699A



BEVEL TOOL

W03X0893-119A

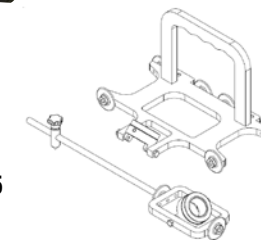


BEVEL TOOL TO SUIT LC45

W100000339

CIRCLE KIT TO SUIT LC45

W100000338



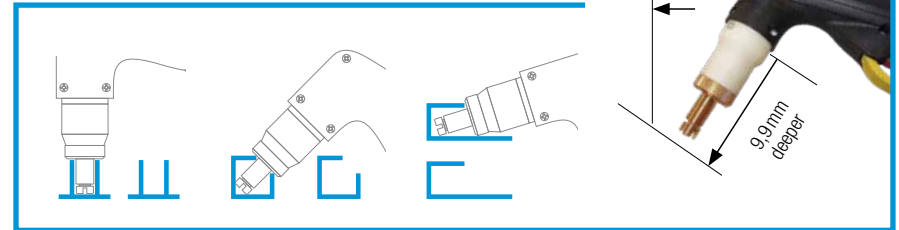
MODERN TORCH TECHNOLOGY

LC65 AND LC105

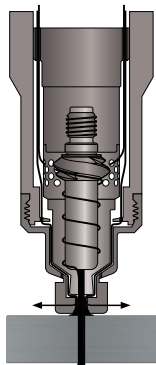
– the new torches with longer life time (running cooler). More cutting thickness, higher speed, standard and grid cutting.

- NO HF
- Small electrode diameter
- High air-flow
- High speed rotating air
- Primary and secondary flow
- Concentrated plasma
- Long life electrodes and nozzles
- Torch Connection –central connector, 9-pin

ALSO AVAILABLE:
EXTENDED REACH
CONSUMABLES
HELPFUL
FOR CONFINED
SPACES




For connection equipment /torch the Prestojet are provided by **CENTRAL CONNECTOR**



LC105 torch design with drag cup

HIGHER TRAVEL
SPEED AND
LONGER LIFE TIME
CONSUMABLES



CONTACT OPTION 1	STAND-OFF OPTION 2	GOUGE OPTION 3
Convenient for the operator, simply drag the nozzle on the plate. Well protected nozzle.	Maximum flexibility and visibility of the plasma stream.	Allowing you to gouge different materials.

GOUGING WITH PRESTOJET 60 & 100

Plasma gouging was developed as a tool for weld removal and weld preparation. Back-gouging was used to remove metal from the reverse side of arc-welded joints to eliminate defects and improve strength. Weld defects such as cracks, porosity, and lack of fusion could be gouged out using a plasma torch and then repaired with a new, sound weld.

PRESTOJET 60

Gouging application with manual plasma torch LC65

- Material : Mild Steel
- Suggested speed : 90 cm/min
- Suggested torch inclination: 55° from vertical
- Suggested Air pressure : 4,0-4,5 bar
- Print on metal piece : 0,066 cm²
- Material removal capability : 6 cm³/min.

PRESTOJET 100

Gouging application with manual plasma torch LC105

- Material : Mild Steel
- Suggested speed : 90 cm/min
- Suggested torch inclination: 55° from vertical
- Suggested Air pressure : 4,0-4,5 bar
- Print on metal piece : 0,111 cm²
- Material removal capability : 10 cm³/min.

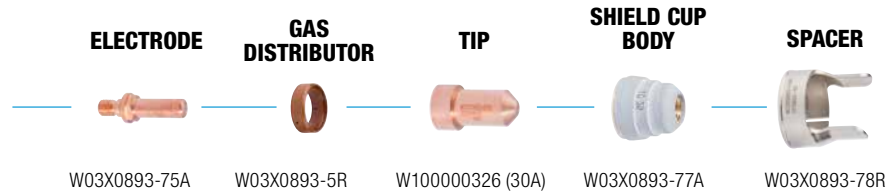
	LC65	LC105
Torch (Hand 7,5 m) (1 pc)	PTH-061A-CX-7M5A	PTH-101A-CX-7M5A
Torch (Hand 15 m) (1 pc)	PTH-061A-CX-15MA	PTH-101A-CX-15MA

LC 30 (Hand)

LC30 Hand 4m | W100000325



12/20 mm



**PLASMA-BOX
LC30**
W100000361

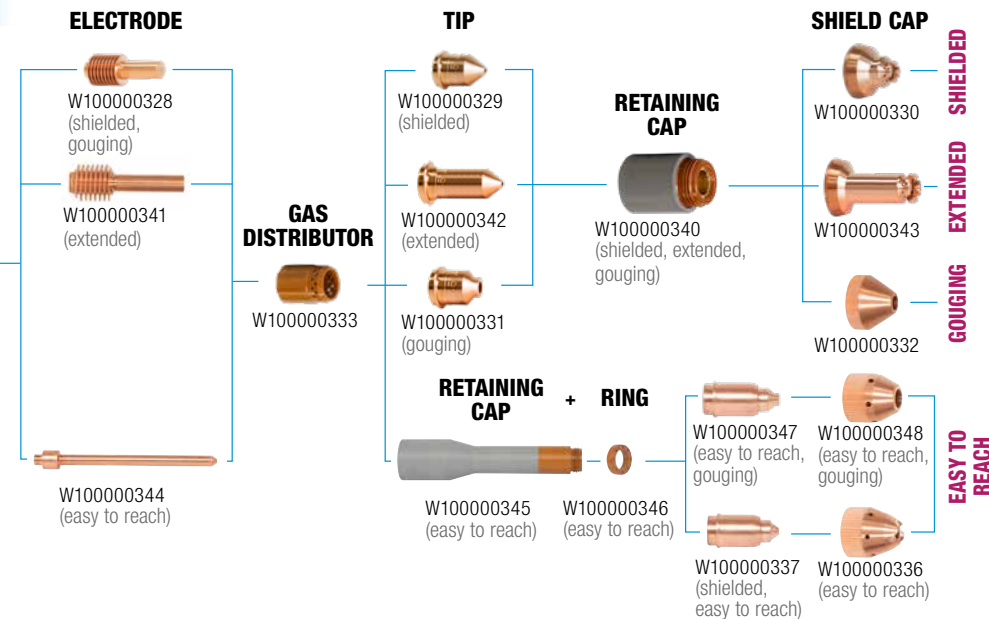


Part	Quantity	Reference	
Electrode	10	W03X0893-75A	
Gas distributor	3	W03X0893-5R	
Tip	shielded - 30A	10	W100000326
Shield cap body	1	W03X0893-77A	
Spacer	40 - 80A	3	W03X0893-78R

16/25 mm

LC 45 (Hand)

LC45 Hand 6M | W100000327



LEVEL CUT
W100000335



**EASY TO REACH
CARTRIDGE**
W100000334



**PLASMA-BOX
LC45**
W100000362



Part	Quantity	Reference
Electrode	5	W100000328
Gas distributor	1	W100000333
Tip 45A	5	W100000329
Retaining Cap	1	W100000340
Shield Cap	1	W100000330

25/30 mm

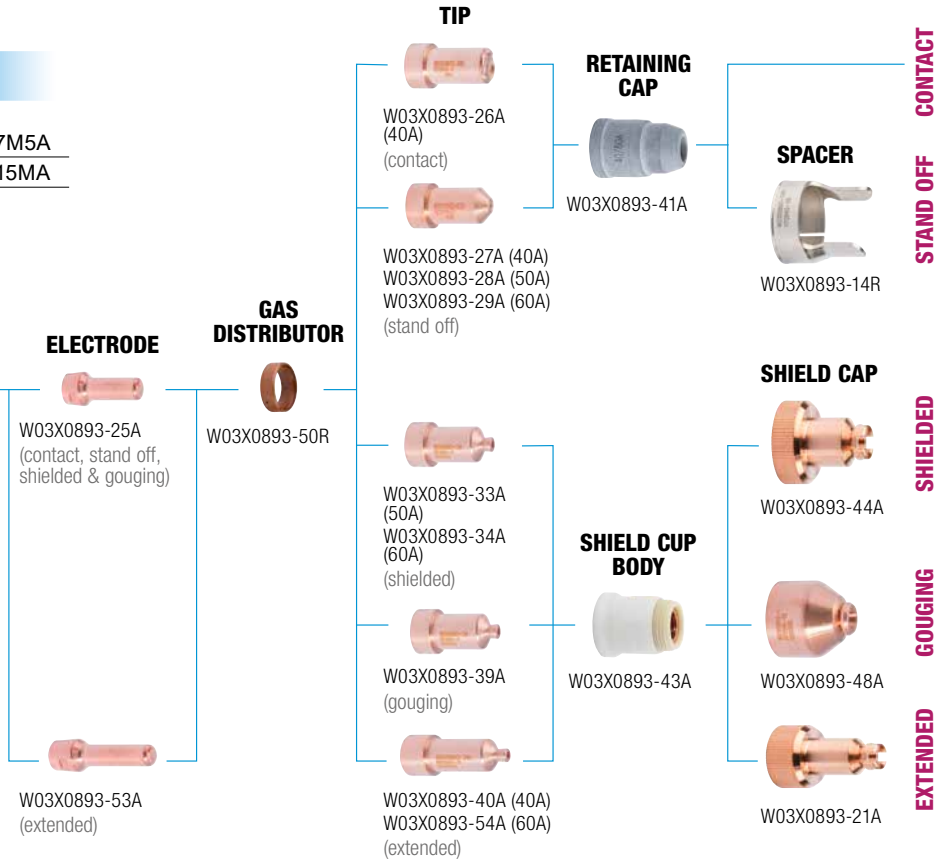
LC 65 (Hand)

LC 65 Hand 7,5M	PTH-061A-CX-7M5A
LC 65 Hand 15M	PTH-061A-CX-15MA



LC 65

Air cooled
130 l/min@5,0 bar
60A@60%
25mm mild steel
30mm severance



Part	Quantity	Reference
Electrode	25	W03X0893-25A
	3	W03X0893-53A
Gas distributor	2	W03X0893-50R
Tip	10	W03X0893-29A
	5	W03X0893-34A
	3	W03X0893-39A
	3	W03X0893-54A
Retaining cap	1	W03X0893-41A
Shield cap body	1	W03X0893-43A
Spacer	1	W03X0893-14R
Shield cap	1	W03X0893-44A
	1	W03X0893-48A
	1	W03X0893-21A
O-ring	2	-
Silicone lubricant for o-ring	1	-



**PLASMA-BOX
LC65**
W03X0893-113A


LC 65M (Machine)

LC 65M Machine 7,5M	PTM-061A-CX-7M5A
LC 65M Machine 15M	PTM-061A-CX-15MA



LC 65M

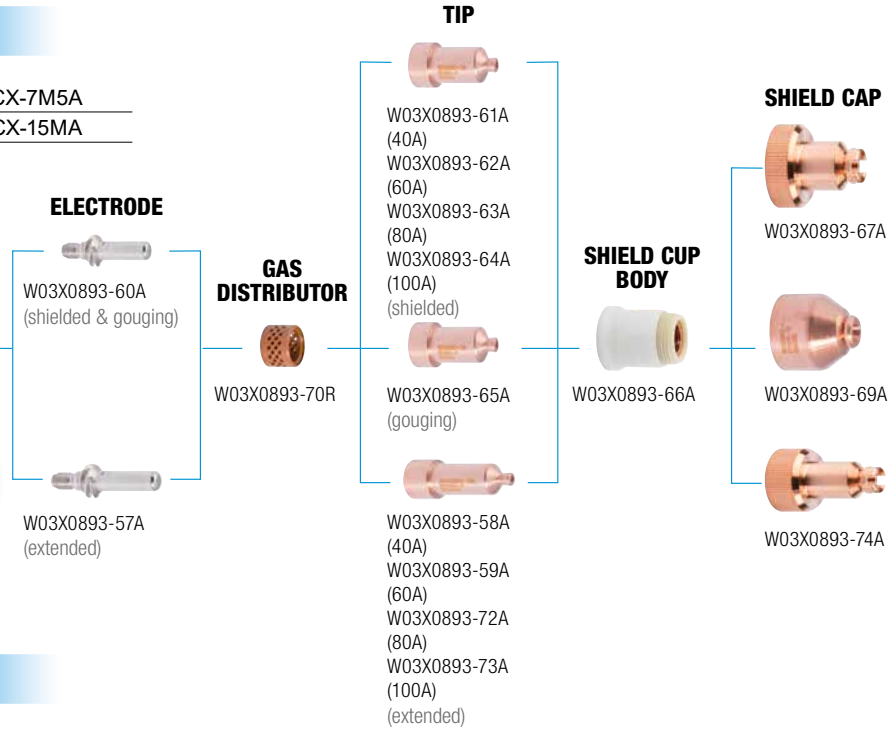
Air cooled
130 l/min@6,0 bar
60A@60%
25mm mild steel
30mm severance



40/45 mm

LC 105 (Hand)

LC 105 Hand 7,5M	PTH-101A-CX-7M5A
LC 105 Hand 15M	PTH-101A-CX-15MA



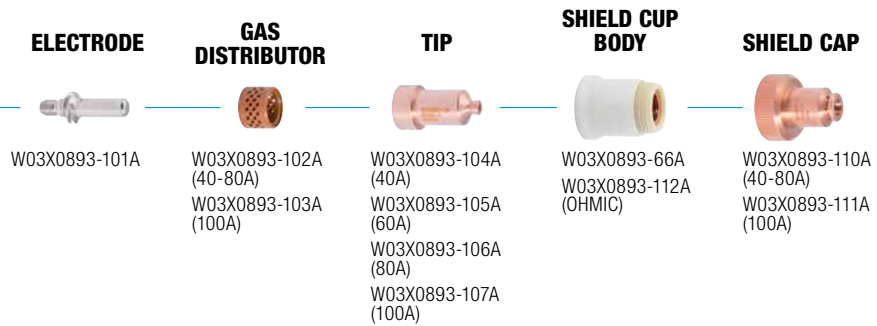
Part	Quantity	Reference
Electrode	20	W03X0893-60A
	3	W03X0893-57A
Gas distributor	2	W03X0893-70R
	5	W03X0893-62A
Tip	15	W03X0893-64A
	5	W03X0893-65A
	3	W03X0893-73A
Shield cap body	1	W03X0893-66A
	1	W03X0893-67A
Shield cap	1	W03X0893-69A
	1	W03X0893-74A
O-ring	2	-
Silicone lubricant for o-ring	1	-



PLASMA-BOX LC105
W03X0893-115A

LC 105M (Machine)

LC 105M Machine 7,5M	PTM-101A-CX-7M5A
LC 105M Machine 15M	PTM-101A-CX-15MA



Part	Quantity	Reference
Electrode	20	W03X0893-101A
	1	W03X0893-102A
Gas distributor	2	W03X0893-103A
	5	W03X0893-105A
	10	W03X0893-106A
Tip	20	W03X0893-107A
	1	W03X0893-112A
Shield cap body	2	W03X0893-110A
	2	W03X0893-111A
O-ring	2	-
Silicone lubricant for o-ring	1	-



PLASMA-BOX LC105M
W03X0893-117A



LINCOLN
ELECTRIC

HIGH
BOX

WELDING
by Lincoln Electric



LINCOLN
ELECTRIC



www.lincolnelectric.eu

CUSTOMER ASSISTANCE POLICY

The business of Lincoln Electric is manufacturing and selling high quality welding equipment, consumables, and cutting equipment. Our challenge is to meet the needs of our customers and to exceed their expectations. On occasion, purchasers may ask Lincoln Electric for information or advice about their use of our products. Our employees respond to inquiries to the best of their ability based on information provided to them by the customers and the knowledge they may have concerning the application. Our employees, however, are not in a position to verify the information provided or to evaluate the engineering requirements for the particular weldment. Accordingly, Lincoln Electric does not warrant or guarantee or assume any liability with respect to such information or advice. Moreover, the provision of such information or advice does not create, expand, or alter any warranty on our products. Any express or implied warranty that might arise from the information or advice, including any implied warranty of merchantability or any warranty of fitness for any customers' particular purpose is specifically disclaimed.

Lincoln Electric is a responsive manufacturer, but the selection and use of specific products sold by Lincoln Electric is solely within the control of, and remains the sole responsibility of the customer. Many variables beyond the control of Lincoln Electric affect the results obtained in applying these types of fabrication methods and service requirements.

Subject to Change – This information is accurate to the best of our knowledge at the time of printing. Please refer to www.lincolnelectriceurope.com for any updated information.