




**THE NEXT TIG
GENERATION
INVERTEC® 400TP**

www.lincolnelectric.eu

**LINCOLN®
ELECTRIC**



THE NEXT TIG GENERATION

Processes

- TIG
- MMA
- Gouging

Materials

- Steel
- Stainless steel
- Low alloy steel


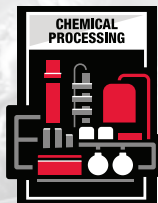

Applications

- General fabrication
- Heavy fabrication
- Structural
- Transportation
- Chemical processing
- Maintenance and repair
- Shipbuilding
- Offshore
- Pipeline

INVERTEC 400TP is a new generation TIG inverter range which is the next step in professional welding, offering excellent welding processes and high performance, to increase productivity. The new INVERTEC® is designed with the latest energy-saving technology and is ready to work in the most difficult environments, due to its unique design. To achieve excellent welding results, INVERTEC® utilises both digital and built-in communication systems and devices such as the USB port, making it easy to monitor and track welding operations.

A modular system offering superior mobility to facilitate the most demanding welding applications, within a variety of industry segments.

- Power Sources with a 40% high duty cycle
- New compact, light **COOL ARC® 60** offering greater cooling efficiency
- Solid, 4-wheeled or 2-wheeled carts



RUGGED RELIABILITY

40% High duty cycle at 40°C

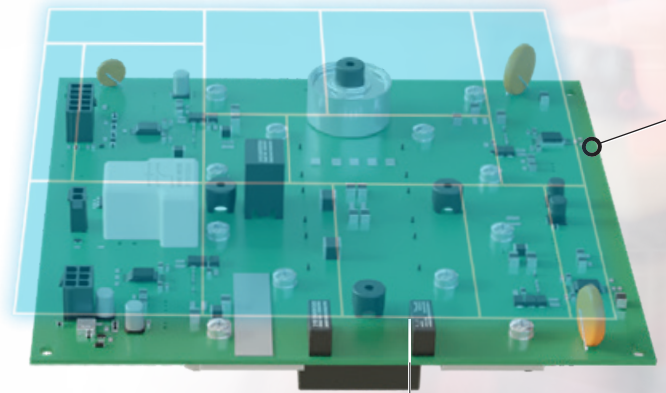
- High production efficiency
- Digital welding current control
- True HD tested – made for harsh environmental conditions

Inverter engine technology – ECO Friendly

- Lower power consumption due to high efficiency – energy cost saving
- Automatic power-saving modes (standby/shut-down function)
- Generator ready

Lincoln Electric Industrial design – ready to use anywhere

- **Double-sided fully potted PCB**
- Metal construction
- Protection class IP23
- **3 year full parts and labour warranty**



Double-side fully potted PCB

High quality components covered on both sides with a thick layer of silicone to protect against dust and dirt, guaranteeing trouble-free operation and extended service life.

For all conditions

Fits particularly well in any environment and can be used under all climatic conditions (including rain, snow, heat and dust) with optimal protection against metallic dust.



Intelligent F.A.N. (Fan As Needed) in the inverter

AIR FLOW

Cooling tunnel design

– components arranged to protect against dust and dirt

Easy maintenance and servicing

Easy access to all components inside
Software update via laptop or USB

INVERTEC® 400TP

Key technical data

INPUT

- 400V ±15%, 3-Ph 50/60Hz, generator ready

OUTPUT

- 400A@40% / 360A@60% / 300A@100%
- ECO friendly: Idle power 22W and efficiency > 88%

PROCESSES

- TIG, MMA & CAG (Gouging)
- TIG manual & Synergic
- MMA manual & Synergic Pulse
- Premium Cellulosic 6010 Stick capability

FEATURES

- Light weight – 31,5 kg
- Intelligent F.A.N. (Fan As Needed)
- Customer Support on User Interface
- USB Connectivity
- Voltage Reduction Device (VRD)
- Industrial grade: IP23, 3 Years Warranty, no limitation



Included as standard

- Input cable 4 m (no plug)
- Gas hose 2 m
- Ground cable with clamp 3 m
- Metallic clips to fix the hose
- USB key with user manual
- Quick Start papers
- Front UI protection cover

CART

Stable design with robust steel pipe construction

Repository for TIG torch

Storage for accessories and wear parts

Front UI protection cover keep your UI safe

Practical handle for effortless grip, even with gloves, for safe movement of the machine



USB connectivity

New encoder for more precise adjustment.
Simple navigation even when using welding gloves

COOL ARC® 60
New stronger cooler

HIGH PERFORMANCE

MODULAR DESIGN, FLEXIBLE CONFIGURATION

Invertec® 400TP

3 PHASE 50/60 Hz CC DC GENERATOR READY

Cellulosic

COOL ARC® 60

4.5l 1100 W

CART 24 2x **CART 4-WHEELS** 4x

PROTIG IIIS **PROTIG NGS** **WTT2** **TIG rods**

	Item type	Item description	Item number
1	Power source	Invertec® 400TP	K14390-1
2	Cooler	Cool Arc® 60	K14297-1
3	Cart	Cart 24	K14191-1
		Cart 4-wheels	K14298-1
4	TIG torches	WTT2	see accessories
		PROTIG IIIS	
		PROTIG NGS	
5	Welding consumables	TIG rods	see TIG ROD section
6	Welding cable	Ground cable 400A – 75 mm ² – 5 m	GRD-400A-50-5M
7	Option	Foot Amptrol™	K870
8	Option	Remote control	K10095-1-15M

MODULAR CONCEPT MAKES EVERYDAY WELDERS WORK EASIER

Cart24 – developed to store all accessories making everyday welding work easier



Practical storage



Helmet rack




Storage for electrodes



Torch holder

Cable Management System

For easy transportation of the whole welding system, even with a very long connection cable



Holder for foot control pedal

Low gas cylinder entry makes loading very easy

Cart 4-Wheels
New Heavy Duty undercarriage



4 lifting eyes for easy hook-in and safe transportation



Cable Management System



Rubber bumpers for feet protection



Low gas cylinder entry makes loading very easy

COOL ARC® 60

- High cooling power 1,1 kW@25°C
- Reservoir capacity 4,5 l
- Strong pump ensures proper cooling (max. pressure 0,47 MPa)
- Protection class IP23



Coolant filter
keeps coolant clean


LED lights inside reservoir for better visibility of the coolant level



Simple Connection and Easy Installation

Flow sensor inside for gun protection

Additional water connections on the back (when the intermediate hose package is connected)



Flow sensor ON-OFF switch handy during the filling procedure

3 Modes of operation available:
AUTO/ON/OFF for better energy savings and extended service life



USB CONNECTIVITY

Analysis and quick decision making

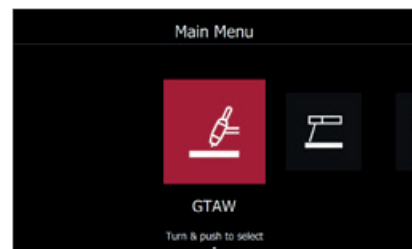
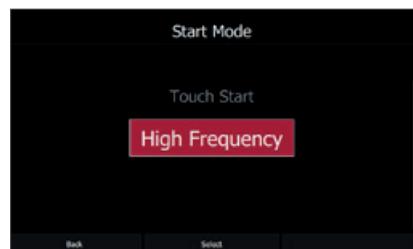
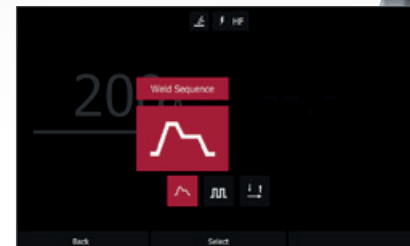
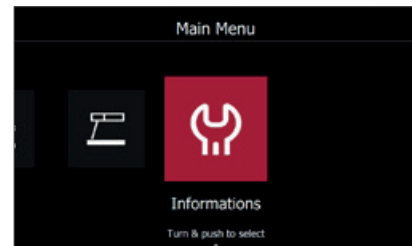
- Full system update & diagnostics
- Transfer settings between machines.
- Simple welding data collection on USB (start time, average current, average voltage, arc time, welding mode/job number, job name).
- Weld quality data monitoring (data on TFT user interface screen or CSV file transfer)
- Software updating

INNOVATIVE & INTUITIVE INTERFACE


200 Amp

New encoders for more precise adjustment

- Two buttons, one control knob for easy navigation
- Icon language for key commands
- Easy process and settings selection
- Locking function / Limits / Memories / Jobs
- Interface available in languages: English, German, French, Polish, Finnish, Spanish, Italian, Russian, Dutch, Romanian, Norwegian, Swedish, Czech, Turkish, Portuguese



EASY COMMUNICATION



THE NEXT TIG PROCESSES **MOVE TO THE NEXT LEVEL OF TIG WELDING**

Tack for thin

- Fast and accurate tacking with minimal heat input avoiding any weld deformation
- **Ideal for spot welding activities, multiple and repetitive where a uniform, controlled look is essential**
- Uses heat to melt and fuse the surfaces of metal work pieces, which tends to make them more durable
- Greater corrosion resistance for materials

**UNIFORM
AND
CONTROLLED
LOOK**

EASY AND QUALITATIVE WELDING

GUIDED SETUP

helps non-expert TIG welders to:

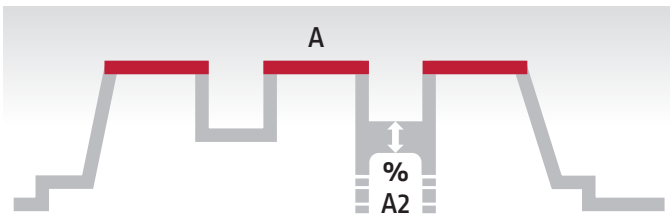
- Stabilise the arc
- Reduce the heat input
- Optimise the pulse
- Speed up the welding process
- Control the overall operation of the machine
- Save on current, filler material and gas
- Limit distortion on thin sheet metal

Following the indications on the screen, selecting the material type, thickness and type of joint, the Guide Setup will set all correct parameters for an easy and qualitative weld



BI-LEVEL TIG FUNCTION

The ability to use higher amps to add preheat and then weld with lower amps, moving between the two pre-set current values as many times as you like, by simply pressing the torch button trigger.



With this sequence the arc is started in the 4S sequence, this means that steps 1 and 2 are the same. Quickly press and release the TIG torch trigger. The equipment will switch the electrical current from 'Set' to 'A2' [background current]. Each time this

trigger action is repeated, the current level will switch between the two settings. Pressing and holding the TIG torch trigger when the main part of the weld is complete will command the machine to decrease the output current at a controlled rate, or downslope time, until the Crater current is reached. This Crater current can be maintained as long as necessary.



Move quickly between 2 pre-set current values as many times as you like, simply by pressing the torch button trigger

TIG AND MMA

One machine, two processes

TIG torches

Series	Type	Rate	Application	110A	125A	135A	150A	180A	200A	220A	250A	350A	450A	
WTT2	Professional	35%		[Red bars]										
				100%	[Blue bars]									
					[Blue bars]									
	PROTIG IIS	Industrial	60%		[Red bars]									
					100%	[Blue bars]								
[Blue bars]														
[Blue bars]														
PROTIG NGS		Industrial	60%		[Red bars]									
	100%				[Blue bars]									
					[Blue bars]									
	[Blue bars]													

	Rated Output			Output Range
	Duty Cycle 40°C (based on a 10 min. period)	Output Current I ₂	Output Voltage	Peak Open Circuit Voltage U ₀
TIG	100%	300A	22.0V	85V
	60%	360A	24.4V	
	40%	400A	26.0V	
MMA	100%	300A	32.0V	
	60%	360A	34.4V	
	40%	400A	36.0V	



■ air cooled
■ water cooled

OPTIONS ON PROTIG NGS

The choice of the most demanding customers

Adjustable heads

Optional, adjustable torch bodies are available. Designed to make welding in limited access locations easier and comes with small and large heads, mounted on air or water cooled bodies.



Customise your PROTIG NG torch with the following body bends and heads:

Air cooled body bent (10/20)	W000279381
Water cooled body bent (10W)	W000279382
Head PROTIG NG 10/10W	W000279383
Head PROTIG NG 20	W000279384

Modular system

All EB (electron beam) torches come with a single button module as standard. Additional control modules can be ordered.

Single button



Other buttons



Horizontal potentiometer	Vertical potentiometer	3 buttons module	Blade
W000279370 (4.7 Kohm)	W000279246 (4.7 Kohm)	WP10529-2	W000279245
WP10529-3 (10 Kohm)	WP10529-4 (10 Kohm)		

TIG RODS

MILD STEEL TIG RODS

LNT 26

AWS A5.18: ER70S-6
ISO 636-A: W 42 5 W3Si

Shielding gas
I1: Inert gas Ar (100%)

- Solid rod for welding general construction in mild steel.
- Smooth bead appearance.

Product Name	Ø (mm)	Length (mm)	Weight per tube (kg)	Item Number
LNT 26	1.6	1000	5	T16T005R6S00
	2.0			T20T005R6S00
	2.4			T24T005R6S00
	3.0			T32T005R6S00

STAINLESS STEEL TIG RODS

LNT 304LSi

AWS A5.9: ER308LSi
ISO 14343-A: W 19 9 LSi

Shielding gas
I1: Inert gas Ar (100%)

- Used for welding of 304 and 304L stainless steel grades. The weld metal provides good corrosion resistance to intergranular attack from a range of liquid media. It is used for a wide range of applications including pipework and plate fabrication, vessel production etc.

Product Name	Ø (mm)	Length (mm)	Weight per tube (kg)	Item Number
LNT 304LSi	1.2	1000	5	580198
	1.6			582512
	2.0			582796
	2.4			582802
	3.2			583045

LNT 316LSi

AWS A5.9: ER316LSi
ISO 14343-A: W 19 12 3 LSi

Shielding gas
I1: Inert gas Ar (100%)

- Used for welding 316 and 316L stainless steel grades, in a wide range of applications including pipe and plate fabrication. The increased silicon content results in increased weld pool fluidity to give a smooth deposit appearance. The low carbon content increases the resistance to intergranular corrosion.

Product Name	Ø (mm)	Length (mm)	Weight per tube (kg)	Item Number
LNT 316LSi	1.0	1000	5	580259
	1.2			580235
	1.6			583915
	2.0			583922
	2.4			582819
	3.2			583571

TUNGSTEN ELECTRODES

A complete range of tungsten electrodes:

- Pure tungsten
- Tungsten + cerium
- ■ Tungsten + lanthanum
- Tungsten + rare earths

Product advantages:

- Very high life cycle
- Perfect arc ignition
- Very stable arc
- Tip longevity

Type	Metal		Arc stability	Striking	Lasting	Thermal resistance
	Aluminium	Steel & Stainless steel				
WP – pure tungsten	*		**	*	*	*
WC20 – Cerium 2%		*	**	*	**	**
WL15 – Lanthanum 1.5%	**	***	**	***	***	***
WL20 – Lanthanum 2%	*	***	**	***	***	***
WS20 – Rare earths 2%	*	*	**	***	***	***

*** Excellent ** Good * Average



ACCESSORIES

OPTIONS		
Cool Arc® 60	K14297-1	
Freezcool (9.6 l cooling liquid)	W000010167	
Cart 24	K14191-1	
Cart 4-Wheels	K14298-1	
TIG PREMIUM TORCHES AIR	5 m	8 m
PROTIG IIIS 10 RL	W000382715-2	W000382716-2
PROTIG IIIS 20 RL	W000382717-2	W000382718-2
PROTIG IIIS 30 RL	W000382719-2	W000382720-2
PROTIG IIIS 40 RL	W000382721-2	W000382722-2
PROTIG NGS 10 EB	W000278394-2	W000278395-2
PROTIG NGS 20 EB	W000278396-2	W000278397-2
PROTIG NGS 30 EB	W000278398-2	W000278399-2
PROTIG NGS 40 EB	W000278400-2	W000278401-2
TIG PREMIUM TORCHES WATER	5 m	8 m
PROTIG IIIS 35W RL	W000382725-2	W000382726-2
PROTIG IIIS 40W RL	W000382727-2	—
PROTIG NGS 35W EB	W000278404-2	W000278405-2
PROTIG NGS 40W EB	W000278406-2	W000278407-2
TIG TORCHES AIR	4 m	8 m
WTT2 9 RL	W000278879	W000278922
WTT2 9 EB	W000278875	—
WTT2 17 RL	W000278884	W000278917
WTT2 17 EB	W000278882	W000278919
WTT2 26 RL	W000278890	W000278913
WTT2 26 EB	W000278887	W000278915
TIG TORCHES WATER	4 m	8 m
WTT2 18W RL	W000278898	W000278899
WTT2 18W EB	W000278896	W000278901
WTT2 20W RL	W000278894	W000278905
WTT2 20W EB	W000278892	W000278909
TORCHES ACCESSORIES		
Horizontal potentiometer	WP10529-3	
Vertical potentiometer	WP10529-4	
3 buttons module	WP10529-2	
REMOTE CONTROLS		
Remote control	K10095-1-15M	
Foot Amptrol™	K870	
Extension Cord 15 m *	K14148-1	

* Only 2 Extension Cords for a maximum total length of 45 m can be used



CART 24
K14191-1



CART 4-WHEELS
K14298-1



FOOT AMPTROL™
K870



COOL ARC® 60
K14297-1



REMOTE CONTROL
K10095-1-15M



GROUND CABLE



TIG RODS



FREEZCOOL
W000010167



PROTIG IIIS

PROTIG NGS

WTT2

TECHNICAL SPECIFICATION

POWER SOURCE

Product	Item number	Primary voltage	Fuse size (A)	I ₁ eff (A)	I ₁ max (A)	Max. input power (kVA)	Rated output (A)		Welding current range (A)	Open Circuit Voltage (V)	Temperature range		EMC class	Weight (kg)	Dimensions H x W x D (mm)	Protection class
							TIG	MMA			Operating	Storage				
Invertec® 400TP	K14390-1	400V ± 15% 3Ph	25	16.9	24.9	12.9 @40% (TIG) 17.4 @40% (MMA)	400A@40% 360A@60% 300A@100%	400A@40% 360A@60% 300A@100%	5-400	85 (11V VRD)	-10°C to +40°C	-25°C to +55°C	A	31.5	500 x 294 x 624	IP23

COOLER

Product	Item number	Cooling power @1l/min	Recommended coolant	Reservoir capacity (l)	Maximum pressure (MPa)	Temperature range		EMC class	Weight (kg)	Dimensions H x W x D (mm)	Protection class
						Operating	Storage				
Cool Arc® 60	K14297-1	1150W@25°C	FREEZCOOL	4.5	0.47	-10°C to +40°C	-25°C to +55°C	A	22	663 x 291 x 224	IP23

CART

Product	Item number	Max. gas cylinder diameter (mm)	Max. gas cylinder height (mm)	Wheels diameter (mm)	Weight (kg)	Dimensions H x W x D (mm)	Other features
Cart 24	K14191-1	240	1700	250	33.8	1180 x 540 x 600	Low gas cylinder entry Drawer for storage of consumables Integrated cable management allowing for a neat work area Remote control and TIG rod housings Vertical design to save space in shop environments
Cart 4 wheels	K14298-1			125 (front) 250 (rear)	36	534 x 905 x 999	Low gas cylinder entry Rubber bumpers for feet protection 4 lifting eyes for easy transportation

THE NEXT TIG GENERATION

TEST RESULTS

Test results for mechanical properties, deposit or electrode composition and diffusible hydrogen levels were obtained from a weld produced and tested according to prescribed standards, and should not be assumed to be the expected results in a particular application or weldment. Actual results will vary depending on many factors, including, but not limited to, weld procedure, plate chemistry and temperature, weldment design and fabrication methods. Users are cautioned to confirm by qualification testing, or other appropriate means, the suitability of any welding consumable and procedure before use in the intended application.

CUSTOMER ASSISTANCE POLICY

The business of The Lincoln Electric Company® is manufacturing and selling high quality welding equipment, consumables, and cutting equipment. Our challenge is to meet the needs of our customers and to exceed their expectations. On occasion, purchasers may ask Lincoln Electric for information or advice about their use of our products. Our employees respond to enquiries to the best of their ability based on information provided to them by the customers and the knowledge they may have concerning the application. Our employees, however, are not in a position to verify the information provided or to evaluate the engineering requirements for the particular weldment. Accordingly, Lincoln Electric does not warrant or guarantee or assume any liability with respect to such information or advice. Moreover, the provision of such information or advice does not create, expand, or alter any warranty on our products. Any express or implied warranty that might arise from the information or advice, including any implied warranty of merchantability or any warranty of fitness for any customers' particular purpose is specifically disclaimed.

Lincoln Electric is a responsive manufacturer, but the selection and use of specific products sold by Lincoln Electric is solely within the control of, and remains the sole responsibility of the customer. Many variables beyond the control of Lincoln Electric affect the results obtained in applying these types of fabrication methods and service requirements.

Subject to Change – This information is accurate to the best of our knowledge at the time of printing. Please refer to www.lincolnelectric.eu for any updated information.



www.lincolnelectric.eu

