

MAGNUM[®] PRO 350 LFG FUME GUN

TAILOR MADE FUME SOLUTION.



KEY FEATURES

The Magnum PRO 350 Fume Gun places focus on not only welding performance but also operator safety and comfort by capturing fume at-the-source. Its Superior Comfort, Tailored Fume Capture, and Extended Expendable Life make welding easy and comfortable over an entire shift!

Lightweight Set-Up – Welding for an entire shift is made more comfortable thanks to the over-molded handle, ball joint strain relief, and use of lightweight materials to reduce hand and wrist fatigue

Tailor Made Fume Solution – Each fume nozzle is designed to capture the Maximum amount of fume while maintaining the proper shielding gas coverage for most welding procedures. Use our Fume Nozzle Selection Matrix to choose the right nozzle for your application

Increased Expendable Longevity – Reduce downtime and save money with the use of the Magnum PRO 550A expendables for extended life on front end parts

Processes »

MIG, Pulsed MIG, Flux-Cored

What's Included »

Gun Tube 60 - KP5430-1

Fume Tube - 9SM26806

Diffuser - KP2747-1

Contact Tip - KP2745-045

Gas Nozzle - KP2743-1-62R

Fume Nozzles - KP5430-2, KP5430-3, KP5430-4

Output »



Input »

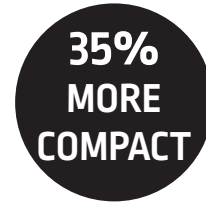


Product Numbers »

See Product Specifications table for details

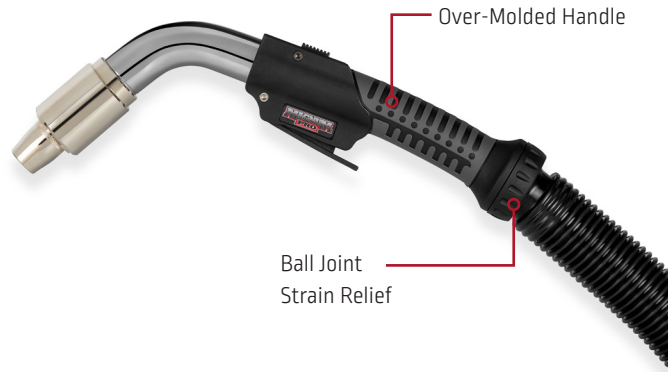
LIGHTWEIGHT HANDHELD FUME SOLUTION

The NEW Magnum PRO Fume Gun is 40% lighter and 35% more compact than the old Magnum PRO 350 Barrel Fume Gun [K649-1].



MAXIMUM OPERATOR COMFORT

Operator comfort is one of the most important factors of choosing the right welding gun. The ball joint strain relief and over-molded handle design focus on keep the operator happy and comfortable. Its ergonomic design reduces hand and wrist fatigue.



CUSTOMIZABLE FUME CAPTURE

The spring loaded fume valve provides the operator with fume suction control to prevent the removal of shielding gas. Typical uses for opening the fume valve include:

- Corner Joints
- Deep/Narrow Grooves

*No need for the fume valve functionality? Simply tighten the set screw on the valve to fix shut



ENHANCED FUME HOSE

With the new enhanced fume hose, you can avoid using those heavy cable covers in most applications! Our new composite material has a high resistance to wear from both abrasion and heat.



**ABRASION
RESISTANT**

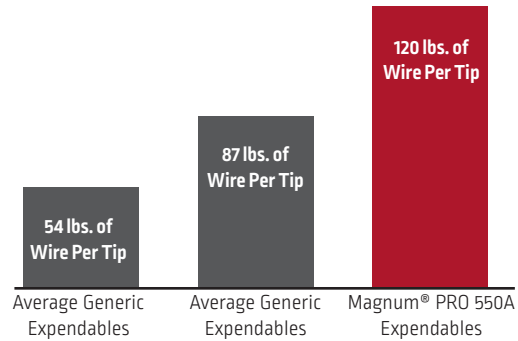


**HEAT
RESISTANT**



INCREASED EXPENDABLE LONGEVITY

Lincoln Electric's long-lasting Magnum PRO 550A expendables have patented features that are designed with both performance and productivity in mind. The premium performance of the expendables can extend their service life, reducing downtime and overall costs.



TAILOR MADE FUME SOLUTION

The Magnum PRO 350 LFG fume nozzles are designed to capture the right amount of fume while maintaining the proper shielding gas coverage for most welding procedures.

Use the Magnum PRO Fume Nozzle Selection Matrix to determine which nozzle will best suit your application!



NOZZLES

| Procedure | | GMAW | | FCAW Gas Shielded | | FCAW Self Shielded | |
|---------------|---------------|-------------------|---------------------|-------------------|---------------------|--------------------|---------------------|
| Position | | Flat / Horizontal | Vertical / Overhead | Flat / Horizontal | Vertical / Overhead | Flat / Horizontal | Vertical / Overhead |
| Wire Diameter | 0.030 - 0.035 | KP5430-2 | KP5430-2 | KP5430-3 | KP5430-3 | KP5430-4 | KP5430-4 |
| | 0.040 - 0.045 | | | | | | |
| | 0.052 | | | | | | |

X-TRACTOR 2 FUME GUN

The X tractor 2 Fume Gun Extractor allows for the use of up to 2 fume guns on just 1 extraction unit. Use the diagram here to help get set up easily!



HOW TO CONFIGURE YOUR FUME GUN

There are many factors that go into selecting the proper set up for your fume gun solution. The following steps will assist you in walking through the process to ensure the welding gun is right for your application!

1. SELECT YOUR GUN

| Part Number | Amperage Rating 100% Duty Cycle CO ₂ | Wire Diameter Range in (mm) | Cable Length ft (m) |
|-------------|---|--------------------------------|------------------------|
| K4464-2 | 350 | 0.035 - 0.052 (0.9-1.3) | 15 (4.6) |
| K4464-3 | | | 20 (6.1) |
| K4464-4 | | | 25 (7.7) |

2. SELECT YOUR LINER

KP44 SERIES LINERS


| ft (m) | 0.035-.045 in (0.9-1.2 mm) | 0.052 in (1.3 mm) |
|----------|-------------------------------|----------------------|
| 15 (4.5) | KP44-3545-15 | KP44-116-15 |
| 25 (7.6) | KP44-3545-25 | KP44-116-25 |

3. SELECT YOUR GUN CONNECTOR KIT

GUN CONNECTOR KITS

| Manufacturer | Wire Feeder Model | Connector Kits used with KP44 Series Liners | | | | | |
|-------------------|--------------------------|---|--------|--------|--------|--------|---------|
| | | K466-1 | K466-2 | K466-3 | K466-6 | K466-8 | K466-10 |
| Lincoln Electric® | POWER MIG 256 | | | | • | | |
| | POWER MIG 260 | | | | • | | |
| | POWER MIG 360MP | | | | • | | |
| | PIPEFAB | | | | | | • |
| | Power Wave 300C | | | | • | | |
| | Power Feed Series | | | | | | • |
| | DLF-82 | | | | | | • |
| | LF-72 | | | | | | • |
| | LF-74 | | | | | | • |
| | Flex Feed 74HT | | | | | | • |
| | Activ8X | | | | | | • |
| | Flex Feed 84 | | | | | | • |
| | LN-25X | | | | | | • |
| | LN-25 PRO | | | | | | • |
| | Activ8x Pipe | | | | | | • |
| | LN-7 | • | | | | | |
| | LN-8 | • | | | | • | |
| | LN-9 | • | | | | • | |
| | LN-23P | • | | | | • | |
| LN-25 | • | | | | • | | |
| Tweco® Adapted | No. 2, No. 3, No. 4 Guns | | • | | | | |
| Miller® | All Miller Equipment | | | • | | | |

550A EXPENDABLES



CONTACT TIPS, 550A

| Wire Diameter in (mm) | Standard Qty 10 | Standard Qty 100 | Tapered Qty 10 | Tapered Qty 100 | Extended Life Qty 10 | Extended Life Qty 100 |
|-----------------------|-----------------|------------------|----------------|------------------|----------------------|-----------------------|
| 0.035 (0.9) | KP2745-035 | KP2745-035-B100 | KP2745-035T | KP2745-035T-B100 | KP2745-035R | KP2745-035R-B100 |
| 0.040 (1.0) | KP2745-040 | KP2745-040-B100 | KP2745-040T | KP2745-040T-B100 | KP2745-040R | KP2745-040R-B100 |
| 0.045 (1.2) | KP2745-045 | KP2745-045-B100 | KP2745-045T | KP2745-045T-B100 | KP2745-045R | KP2745-045R-B100 |
| 0.052 (1.3) | KP2745-052 | KP2745-052-B100 | KP2745-052T | KP2745-052T-B100 | KP2745-052R | KP2745-052R-B100 |
| 1/16 (1.6) | KP2745-116 | KP2745-116-B100 | KP2745-116T | KP2745-116T-B100 | KP2745-116R | KP2745-116R-B100 |

GAS DIFFUSERS, 550A

| Material | Qty | Thread-On | Thread-on 1/4 in. Recess | Thread-On, Extended Reach* | Slip-On |
|----------|-----|--------------|--------------------------|----------------------------|--------------|
| Brass | 1 | KP2747-1 | KP3155-1 | KP4781-1 | KP5129-2 |
| | 25 | KP2747-1-B25 | KP3155-1-B25 | KP4781-1-B25 | KP5129-2-B25 |
| Copper | 1 | KP4766-1 | - | - | KP4766-2 |
| | 25 | KP4766-1-B25 | - | - | KP4766-2-B25 |

INSULATORS, 550A

| Qty | Part Number |
|-----|--------------|
| 1 | KP2773-1 |
| 25 | KP2773-1-B25 |

* 550A Extended Reach Diffusers are compatible with KP3359-1-50X Nozzles and KP2745-XX 550A Contact Tips

GAS NOZZLES, 550A

| Thread Type | Nozzle Type in (mm) | Qty | 3/8 in ID, Standard | 1/2 in ID, Standard | 5/8 in ID, Standard |
|-------------|---------------------|-----|---------------------|---------------------|---------------------|
| Thread-On | 1/8 (3.2) Recess | 1 | KP2743-1-38R | KP2743-1-50R | KP2743-1-62R |
| | | 25 | KP2743-1-38R-B25 | KP2743-1-50R-B25 | KP2743-1-62R-B25 |
| | Flush | 1 | KP2743-1-38F | KP2743-1-50F | KP2743-1-62F |
| | | 25 | - | - | KP2743-1-62F-B25 |
| | 1/8 (3.2) Stickout | 1 | KP2743-1-38S | KP2743-1-50S | KP2743-1-62S |
| | | 25 | - | - | KP2743-1-62S-B25 |
| Slip-On | 1/8 (3.2) Recess | 1 | - | KP5130-2-50R | KP5130-2-62R |
| | | 25 | - | KP5130-2-50R-B25 | KP5130-2-62R-B25 |
| | Flush | 1 | - | KP5130-2-50F | KP5130-2-62F |
| | | 25 | - | KP5130-2-50F-B25 | KP5130-2-62F-B25 |
| | 1/8 (3.2) Stickout | 1 | - | KP5130-2-50S | KP5130-2-62S |
| | | 25 | - | KP5130-2-50S-B25 | KP5130-2-62S-B25 |

For high amperage applications, two-piece heavy duty nozzles may be used instead of standard 550A nozzles. Both a nozzle body and a nozzle front end are required for use.

HEAVY DUTY GAS NOZZLE FRONT-ENDS, 550A

| Thread Type | Nozzle Type in (mm) | Qty | 5/8 in ID, Heavy Duty | 3/4 in ID, Heavy Duty |
|-------------|---------------------|-----|-----------------------|-----------------------|
| Thread-On | 1/8 (3.2) Recess | 1 | KP3583-1-62R | KP3583-1-75R |
| | | 25 | KP3583-1-62R-B25 | KP3583-1-75R-B25 |
| | Flush | 1 | KP3583-1-62F | KP3583-1-75F |
| | | 25 | KP3583-1-62F-B25 | KP3583-1-75F-B25 |

HEAVY DUTY GAS NOZZLE BODIES, 550A

| Qty | Part Number |
|-----|--------------|
| 1 | KP3582-1 |
| 25 | KP3582-1-B25 |

CHOOSE THE RIGHT FUME EXTRACTION NOZZLE

| Procedure | | GMAW | | FCAW Gas Shielded | | FCAW Self Shielded | |
|---------------|---------------|-------------------|---------------------|-------------------|---------------------|--------------------|---------------------|
| Position | | Flat / Horizontal | Vertical / Overhead | Flat / Horizontal | Vertical / Overhead | Flat / Horizontal | Vertical / Overhead |
| Wire Diameter | 0.030 - 0.035 | KP5430-2 | KP5430-2 | KP5430-3 | KP5430-3 | KP5430-4 | KP5430-4 |
| | 0.040 - 0.045 | | | | | | |
| | 0.052 | | | | | | |

EXTRACTOR COMPATIBILITY



X-Tractor 1 Fume Gun

Connects 1 Fume Gun


Gun Y-Connector Adapter:
1-3/4 in to 2 in (K3492-4)



X-Tractor 2 Fume Gun

Connects 1-2 Fume Guns

Gun Y-Connector Adapter:
1-3/4 in to 2 in (K3492-4)



X-Tractor 4 Fume Gun

Connects 1-4 Fume Guns

Gun Y-Connector Adapter:
1-3/4 in to 2 in (K3492-4)



X-Tractor 6 Fume Gun

Connects 1-6 Fume Guns

Gun Y-Connector Adapter:
1-3/4 in to 2 in (K3492-4)

*Compatible with competitive fume extractors with proper hoses and adapters

ADDITIONAL CONNECTION ACCESSORIES



1-3/4 in. Hose to 2 in. Adapter

Connector for adapting a 1-3/4 in. fume extraction hose to the back end Y-connector on the Magnum PRO Fume Gun.

K3492-4



Fume Extraction Hose

1-3/4" ID fume hose for connections between the Magnum PRO Fume Gun and the Extraction Source.

K2389-9 - 8 ft. (2.5 m)

K2389-8 - 16 ft. (5 m)

For best welding results with Lincoln Electric® equipment, always use Lincoln Electric consumables. Visit www.lincolnelectric.com for more details.

CUSTOMER ASSISTANCE POLICY

The business of Lincoln Electric is manufacturing and selling high quality welding equipment, automated welding systems, consumables, and cutting equipment. Our challenge is to meet the needs of our customers, who are experts in their fields, and to exceed their expectations. On occasion, purchasers may ask Lincoln Electric for information or technical information about their use of our products. Our employees respond to inquiries to the best of their ability based on information and specifications provided to them by the customers and the knowledge they may have concerning the application. Our employees, however, are not in a position to verify the information provided or to evaluate the engineering requirements for the particular weldment, or to provide engineering advice in relation to a specific situation. Accordingly, Lincoln Electric does not warrant or guarantee or assume any liability with respect to such information or communications. Moreover, the provision of such information or technical information does not create, expand, or alter any warranty on our products. Any express or implied warranty that might arise from the information or technical information, including any implied warranty of merchantability or any warranty of fitness for any customers' particular purpose or any other equivalent or similar warranty is specifically disclaimed. Lincoln Electric is a responsive manufacturer, but the definition of specifications, and the selection and use of specific products sold by Lincoln Electric is solely within the control of, and remains the sole responsibility of the customer. Many variables beyond the control of Lincoln Electric affect the results obtained in applying these types of fabrication methods and service requirements.

The Lincoln Electric Company
22801 St. Clair Avenue · Cleveland, OH · 44117-1199 · U.S.A.

www.lincolnelectric.com