


POWER MIG 215 (208/220/230V) WIRING DIAGRAM L12184 REV: E

CAVITY NUMBERING SEQUENCE (COMPONENT SIDE OF P.C. BOARD)



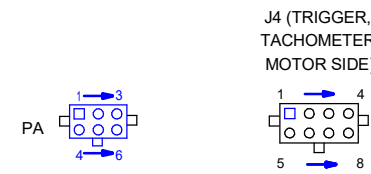
GENERAL INFORMATION

COLOR CODE
 B - BLACK
 W - WHITE
 R - RED
 U - BLUE

INDICATES CONNECTOR CAVITY No.

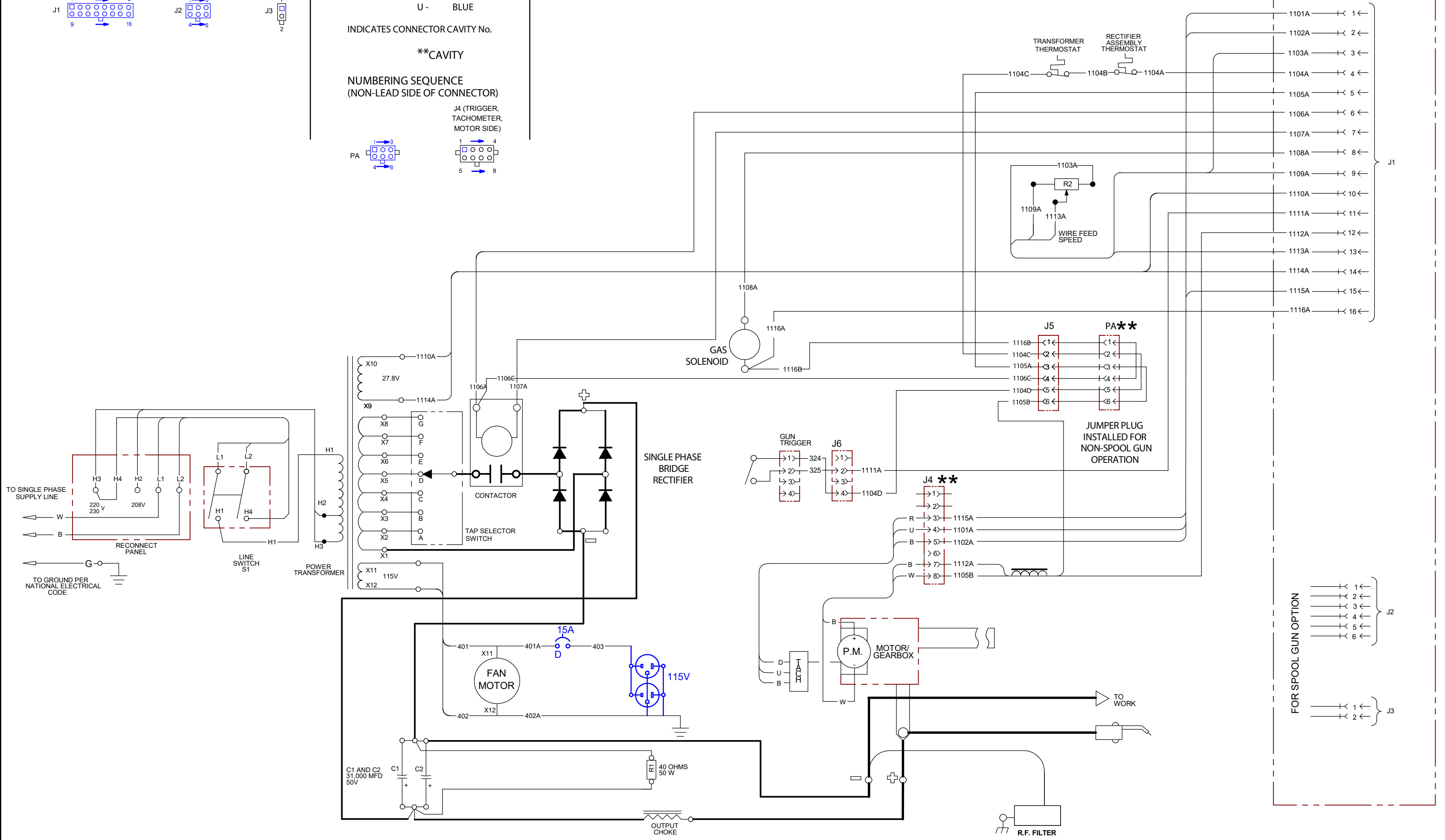
**CAVITY

NUMBERING SEQUENCE
(NON-LEAD SIDE OF CONNECTOR)



NOTES:

- N.A. WELDING CABLE MUST BE OF PROPER CAPACITY FOR THE CURRENT AND DUTY CYCLE OF IMMEDIATE AND FUTURE APPLICATIONS.
- N.B. THIS DIAGRAM SHOWS THE "ELECTRODE" POLARITY "POSITIVE". TO CHANGE POLARITY, TURN THE UNIT OFF AND REVERSE LEAD CONNECTIONS AT CABLECONDUCTOR STRAP AND WORK STUD.



CONTROL BOARD

