

NEW!

SAE-300[®] HE

EPA Tier 4**Processes**Stick, TIG, MIG⁽¹⁾, Flux-Cored⁽¹⁾, Gouging

(1) CV wire welding with K3964-1 Wire Feed Module

Product NumbersK3201-1 SAE-300[®] HE (Kubota[®])K3201-2 SAE-300[®] HE (Kubota[®])
w/ Wire Feed ModuleK3202-1 SAE-300[®] HE (Perkins[®])**Output Range**50-390A DC Welding
3000 Watts AC Power**Rated Output – Current/Voltage/Duty Cycle**300A DC/32V/60%
250A DC/30V/100%**Number of Cylinders**

3

HP @ Speed (RPM)Kubota[®] 24.7 HP @ 1800 RPM
Perkins[®] 24.7 HP @ 1800 RPM**Weight/Dimensions (H x W x D)**1,432 Lbs. (649 kg) Kubota[®]
1,419 Lbs. (644 kg) Perkins[®]37.1 x 24.3 x 62.8 in.
(943 x 616 x 1594 mm)To Top of Exhaust Tube
45.5 in. (1156 mm)**Superior Choice for Pipeline Work![™]**

The SAE-300[®] HE (High Efficiency) combines a rugged design with traditional pure DC generator technology for excellent welding performance in pipe, construction and maintenance applications. Save fuel too! (See below).

FEATURES

- ▶ **Fuel Efficient Industrial Diesel Engines**
 - 3-cylinder, water-cooled, 1800 RPM engines.
 - Big fuel savings compared to previous engines!
 - Perkins[®]: 13% at 300A, 20% at low idle vs. SAE-300[®]
 - Kubota[®]: 15% at 300A, 30% at low idle vs. Classic[®] 300 D.
 - Fuel gauge on control panel.
- ▶ **Dual Continuous Control[™] of Output**
 - Two continuous dials on the control panel allow for a precise setting of both voltage and current for critical pipe welding applications.
 - Adjust the arc for a snappy “digging” arc for root and hot passes on pipe with cellulosic electrode, or for a soft “buttery” arc for pipe welding with low hydrogen electrode.
- ▶ **Pure DC Generator Welding Output**
 - Pipeline operators will enjoy welding with the arc produced from the rotating armature/field coil system manufactured for many years by Lincoln Electric.

**APPLICATIONS**

- ▶ Pipeline
- ▶ Construction
- ▶ Maintenance and Repair

**FEATURES, Cont'd.**

- ▶ **All Copper Windings**
 - Arc stability, dependability and long-life are enhanced with all-copper windings.
- ▶ **300 Amps Output @ 60% Duty Cycle**
 - Welds up to 7/32 in. (5.6 mm) Fleetweld[®] 5P, Fleetweld[®] 5P+, Pipeliner[®] and Excalibur[®] electrode.



The reactor – a key component of the Dual Continuous Control[™] system: coarse current adjustment without the need for taps.

INPUT OUTPUT

Kubota[®]
Perkins[®]



Two Year Extended Warranty Available in the U.S.A. and Canada.

THE LINCOLN ELECTRIC COMPANY

22801 St. Clair Avenue • Cleveland, OH • 44117-1199 • U.S.A.
PH: +1.216-481-8100 • www.lincolnelectric.com

Arc Performance

- 300 amp rated output DC arc welding power source with Dual Continuous Control™ provides outstanding characteristics for pipe, construction and maintenance stick welding. 390 amp maximum output.
- Arc gouging with up to 1/4 in. (6.3 mm) carbons.
- 2/0 (70 mm²) cable recommended for 200-250 ft. (61-76 m) combined lengths of electrode and work cables.

AC Power Performance

- 3,000 total watts of AC power from a 120V or 240V duplex receptacle for power tools and lights.
- Circuit breaker protection. 120V AC 20 amp output will operate up to a 9 in. (229 mm) grinder.
- Weather-protected receptacle covers.
- GFCI (Ground Fault Circuit Interrupter) is sealed from moisture for more reliable operation.

What is Dual Continuous Control™?

Dual Continuous Control™ gives the welding operator a great deal of freedom in the selection of arc characteristics and currents for different welding applications when using the SAE-300® HE (High Efficiency).

Coarse Current

Figure 1 shows that as the left side “Coarse Current” dial is adjusted, the welding amperage increases or decreases and the slope of the volt-amp curve changes. The slope of the volt-amp curve establishes the characteristics of the welding arc by determining the change in welding current as the welding voltage changes.

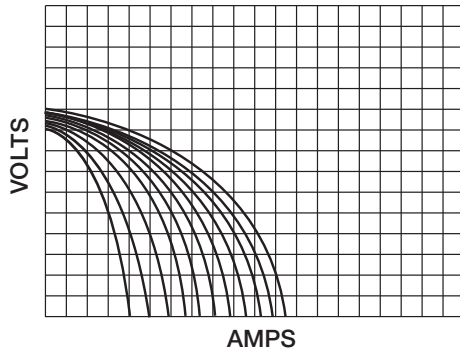


Figure 1 – Coarse Current Dial

Fine Current and OCV

Figure 2 shows that as the right side “Fine Current and OCV (Open Circuit Voltage)” dial is adjusted, both the volts and amps move to more or less output. The “Fine Current and OCV” dial can be used to fine tune the welding current.

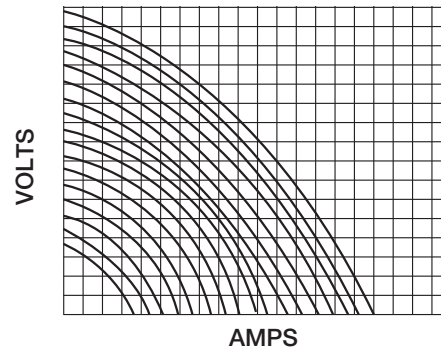


Figure 2 – Fine Current and O.C.V. (Open Circuit Voltage) Dial

Output Range

Figure 3 shows the combination of the two controls allows the welder to use the entire output range of the machine.

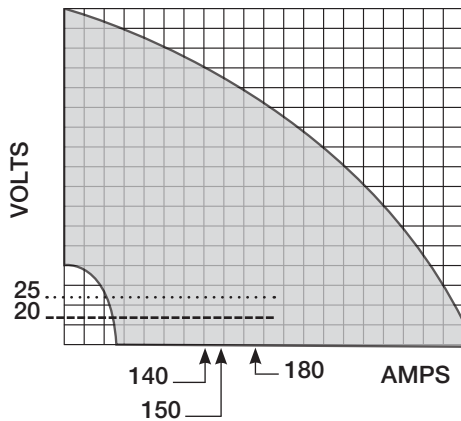


Figure 3 – Output Range

Setting the Controls for Stick Welding on the SAE-300® HE

A suggested method is to set the “Fine Current and O.C.V.” dial to 60 and use the markings on “Coarse Current” knob to preset the welding current. The “Fine Current” control can be changed during welding to set the exact welding current needed.



Figure 4 – Output Controls

FEATURES

- NEW!** • Choose from two industrial 3-cylinder, smooth-running, water-cooled diesel engines:
 - Kubota® D1503
 - Perkins® 403F-15T
- NEW!** • Fuel gauge on control panel to easily monitor fuel level.
- Engine hour meter to track scheduled maintenance.
- Additional engine gauges indicate oil pressure and engine temperature.
- 16 gallon (60.6 liters) plastic fuel tank to work an extended day without refueling.
- Oil drain valve and tube are standard.
- Compact size for installation on truck beds.
- Local/Remote switch and receptacle are factory installed for easy connection of the remote control.

Stick Welding

- Optional K924-4 Remote Control Kit for stick welding. Includes Remote Box and 100 ft. (30 m) cable. Includes local/remote switch and receptacle for older machine control panels. Make fine current adjustments up to 100 ft. (30 m) from the machine.

Wire Welding

- Optional Wire Feed Module for CV-wire welding. Increases productivity and reduces welding costs. Rated at 300 amps, 35 volts at 60% duty cycle, 325 amps, 34 volts at 35% duty cycle. Recommended wire feeder is the LN-25 Pipe. Other across-the-arc feeders include the LN-25 PRO or Activ8™. Module has 14-pin connector for Lincoln Electric wire feeders that use a control cable with 115V AC input: LN-7 GMA and LN-8. Built-in contactor for “cold-tip” electrode. (When CV wire welding with optional Wire Feed Module, idler may need to be set to “high” position for low current processes.)
- Optional K2464-1 remote control kit for stick and wire welding is available for machines that have the Wire Feed Module installed. Make output adjustments up to 100 ft. (30 m) from the machine.

KEY CONTROLS

1. Coarse Current Dial
2. Fuel Gauge/Engine Hour Meter
Engine Temperature Gauge
Oil Pressure Gauge
3. Engine Battery Charging Light
4. Engine Protection Light
5. Idler Control
6. Run/Stop Switch
7. Start Button
8. Glow Plug Button
9. 240V Circuit Breaker @ 15 amps
10. Sealed GFCI
11. Local/Remote Control Switch
12. Local/Remote Receptacle
13. 120V Circuit Breaker @ 20 Amps
14. 120V AC Receptacles and Cover
15. 240V AC Receptacles and Cover
16. Fine Current and O.C.V. Adjustment for Stick Welding



- Engine has glow plugs for cold weather starting.
- Automatic shutdown protection for low oil pressure or high water temperature with indicator light on control panel.
- Indicator light for a malfunction of the engine battery charging system.
- Electronic engine idler extends engine life and reduces fuel consumption.
- ECU (Engine Control Unit for engine protection, idler and governor) is in a sealed housing for a robust environmental shield.
- Single-side engine access for easy routine maintenance.
- Attractive and durable pearlescent gray finish paint.
- Three-year Lincoln Electric warranty (engine is warranted separately by the manufacturer - see Engine Specifications, footnotes 3 and 4).
- Manufactured under a quality system certified to ISO 9001 requirements and ISO 14001 environmental standards.
- Canadian Standards Association (CSA) certified.



Cross-country pipe welding.

MACHINE SPECIFICATIONS

Product Name	Product Number	Description	Rated DC Output ⁽¹⁾ Current/Voltage/ Duty Cycle	AC Power ⁽²⁾	Dimensions H x W x L inches (mm)	Weight lbs. (kg)
SAE-300® HE Kubota®	K3201-1	300 Amp DC Arc Welder with Dual Continuous Control™ of Output	NEMA Ratings 300A/32V/60% 250A/30V/100%	3,000 Watts 60 Hz, AC	37.1 x 24.3 x 62.8 (943 x 616 x 1594)	1432 (649)
	K3201-2 w/ Wire Feed Module					
SAE-300® HE Perkins®	K3202-1	All Copper Windings Pure DC Welding Generator	50-390 Amps Continuous Adjustment of Voltage and Current 90V DC MAX OCV	20 Amps @ 120V with Sealed GFCI 13 Amps @ 240V	To top of exhaust tube: 45.5 (1156)	1419 (644)

⁽¹⁾ Based on a 10 minute period. High Altitude: Kubota® – for maximum rating, derate the output 4% for every 1,000 ft (300 m) above 4,900 ft (1500 m). Perkins® – For maximum rating, derate the output 2.5% to 3.5% for every 1,000 ft. (300 m).

⁽²⁾ 120V will operate either 60 Hz, or 50/60 Hz power tools, lights, etc.

ENGINE SPECIFICATIONS

Engine Model	Description	Horsepower & Displacement	Ignition	Dry Capacities	Operating Speeds	Fuel Consumption
Kubota® D1503 Diesel ⁽³⁾ EPA Tier 4 NEW!	3 Cylinder 4 Cycle Water-Cooled Diesel Engine Cast Iron Cylinders Block/Crank Case Electronic Governor	24.7 HP @ 1800 RPM 91.5 cu in (1.5 liters)	Compression Ignited	FUEL: 16 Gals (60.6 liters) OIL: 5.9 Qts (5.6 liters) COOLANT: 7.8 Qts (7.4 liters)	FULL LOAD 300A (1,800 RPM) HIGH IDLE 1,800 RPM LOW IDLE 1,440 RPM	1.1 Gals/Hr 4.2 liters/Hr 0.4 Gals/Hr 1.3 liters/Hr 0.3 Gals/Hr 1.0 liters/Hr
Perkins® 403F-15T Diesel ⁽⁴⁾ EPA Tier 4 NEW!	3 Cylinder 4 Cycle Water-Cooled Turbo-Charged Diesel Engine Cast Iron Cylinders Block/Crank Case Electronic Governor	24.7 HP @ 1800 RPM 91.5 cu in (1.5 liters)	Compression Ignited	FUEL: 16 Gals (60.6 liters) OIL: 6.3 Qts (6.0 liters) COOLANT: 7.8 Qts (7.3 liters)	FULL LOAD 300A (1,800 RPM) HIGH IDLE 1,800 RPM LOW IDLE 1,440 RPM	1.2 Gals/Hr 4.5 liters/Hr 0.4 Gals/Hr 1.3 liters/Hr 0.2 Gals/Hr 0.8 liters/Hr

⁽³⁾ Kubota® engine warranty for U.S. and Canada is 2 years/2,000 hours, 3 years major components. Some limitations exist for Canada. See warranty statement for details.

⁽⁴⁾ Perkins® warranty is 2 years/2,000 hours, all components, 3 years major components. See warranty for details.

Ready-Pak® Welding Packages (Assembled)

Order:

K3959-5 SAE-300® HE Kubota® Ready-Pak® Package

K3960-5 SAE-300® HE Perkins® Ready-Pak® Package

One-Pak® Welding Packages (Unassembled)

Order:

K3956-5 SAE-300® HE Kubota® One-Pak® Package

K3957-5 SAE-300® HE Perkins® One-Pak® Package

Get a welding package with one order number.

Each Package Contains:

- SAE-300® HE (without Wire Feed Module)
- Medium Welder Trailer (K2636-1)
- Duo-Hitch® 2 in. (51 mm) Ball/Lunette Eye Hitch (included)
- Fender and Light Kit (K2639-1)
- Cable Rack (K2640-1)
- Cable Connectors - two (K2487-1)
- Electrode Cable 2/0, two 50 ft. (15.3 m) lengths (K2485-2)
- Electrode Cable 2/0, 10 ft. (3 m) (K2483-2)
- Work Cable 2/0, 50 ft. (15.3 m) (K2484-2)
- 300A Electrode Holder (K909-7)
- 300A Work Clamp (K910-1)

Ready-Pak® Welding Packages (Assembled)



One-Pak® Welding Packages (Unassembled)

(Only major items shown.)



SAE-300® HE



K2640-1 Cable Rack



K2636-1 Medium Welder Trailer
(shown with K2639-1 Fender & Light Kit)



Duo-Hitch® 2 in. (51 mm) Ball/
Lunette Eye Hitch (included)



115 Volt



GENERAL OPTIONS

Power Plug Kit

Provides two 115V plugs rated at 20 amps each, and two 230V plugs rated at 15 amps each. 115V plugs may not be compatible with common household receptacles.
Order K802D

Spark Arrestor Kit

Attaches to muffler exhaust tube. Virtually eliminates spark emissions.
Order K903-1

Medium Welder Trailer

For heavy-duty road, off-road, plant and yard use. Includes pivoting jack stand, safety chains, and 13 in. (330 mm) wheels. Stiff .120 in. (3.0 mm) welded rectangular steel tube frame construction is phosphate etched and powder coat painted for superior rust and corrosion resistance. Low sway suspension gives outstanding stability with manageable tongue weight. Wheel bearings are packed with high viscosity, high pressure, low washout Lubriplate® grease. Includes a Duo-Hitch® – a 2 in. (51 mm) Ball/Lunette Eye combination hitch. Overall width 60 in. (1524 mm). Overall length 124 in. (3150 mm).
Order:

K2636-1 Trailer
K2639-1 Fender & Light Kit
K2640-1 Cable Rack

Stainless Steel Sheet Metal Kit

Stainless steel roof and doors. Also includes decals (mounted), door latches, door hooks, bumpers and all required mounting hardware. Fits K6090-9 and -10 Pipeliner® 200D, K1643-1 thru -11 Classic® 300D, Classic® 300 HE, SAE-300® and SAE-300® HE.
Order K2423-1

STICK OPTIONS

Accessory Kit

For stick welding. Includes 35 ft. (10.7 m) 2/0 electrode cable with lug, 30 ft. (9.1 m) 2/0 work cable with lugs, headshield, filter plate, work clamp and electrode holder. 400 amp capacity.
Order K704

Remote Control

Remote control rheostat permits machine output changes up to 100 ft. (30 m) from the machine. Includes local/remote switch and receptacle for older machine control panels.
Order K924-4

TIG OPTIONS

PTA-26V TIG Torch

Air-cooled 200 amp torch equipped with valve for gas flow control. 25 ft. (7.6 m) length.
Order K1783-9

Magnum® Parts Kit for PTA-26V TIG Torch

Magnum® Parts Kit provides all the torch accessories you need to start welding. Parts kit provides collets, collet bodies, a back cap, alumina nozzles and tungstens in a variety of sizes, all packaged in an easy to carry reclosable pack.
Order KP509

TIG Module

Portable, high frequency unit with gas valve for TIG welding. Rated at 300 amps/60% duty cycle.
Order K930-2

Control Cable

Connects welder and TIG Module controls.
Order K936-4

Control Cable Extension

Allows the TIG Module to be operated at distances up to 200 ft. (61.9 m) from the power source. 45 ft. (13.7 m) length.
Order K937-45

Arc Start Switch

Needed if an Amptrol™ is not used when TIG welding. Comes with a 25 ft. (7.6 m) cable. Attaches to the TIG torch for convenient finger control.
Order K814

Contact Kit

For use with the TIG Module.
Order K938-1

WIRE FEEDER OPTIONS

Wire Feed Module

Provides constant voltage (CV) output with excellent arc stability for Innershield® welding and MIG welding. Easy installation. Recommended wire feeder is the LN-25 Pipe.
Order K3964-1

Remote Control Kit (Stick & Wire)

For machines that have the wire feed module. Contains a rheostat for stick output, a potentiometer for wire output and 100 ft. (30 m) of control cable.
Order K2464-1

LN-25 Pipe Wire Feeder

Portable CC/CV unit for flux-cored and MIG welding with MAXTRAC® wire drive system. Includes Gas Solenoid & Internal Contactor. Has 83% reduced wire feed speed capability for 6 o'clock pipe welding with Innershield® wire and the K126™-12 gun (see below). Requires Wire Feed Module.
Order K2614-5

K126 PRO Innershield® Gun

For self-shielded wire with 15 ft. (4.5 m) cable. For .062-5/64 in. (1.6-2.0 mm) wire. Includes K466-10 Connector Kit.
Order K126-12

Drive Roll and Guide Tube Kit

For .068-.072 in. (1.7-1.8 mm) cored or solid steel wire.
Order KP1697-068

Magnum® PRO 350 Ready-Pak® 15 ft., .035-5/64 in.

Magnum® PRO MIG/flux-cored welding guns are rated 100% duty cycle. The guns are designed for high amperage, high duty cycle applications in extreme environments where heat-resistance and fast serviceability are key.
Order K2652-2-10-45

Drive Roll and Guide Tube Kit

For .035 in. and .045 in. (0.9 mm and 1.1 mm) solid steel wire.
Order KP1696-1

Magnum® SG Spool Gun

Hand held semiautomatic wire feeder. Requires SG Control Module.
Order K487-25

SG Control Module

The interface between the power source and the spool gun. Provides control of the wire speed and gas flow. For use with a spool gun.
Order K488

Input Cable (For SG Control Module)

For Lincoln engine power sources with 14-pin MS-type connection, separate 115V NEMA receptacles and output stud connections.
Order K691-10

Shown with optional K2639-1 Fender & Light Kit



PRODUCT SPECIFICATIONS

Product Name	Product Number	Rated Output Current/Voltage/Duty Cycle	Output Range	Engine	Number of Cylinders	HP & Speed (RPM)	H x W x D inches (mm)	Net Weight lbs. (kg)
SAE-300® HE (Kubota®)	K3201-1	250A/30V/100% 300A/32V/60%	Welding: 50-390A DC AC Power: 3,000 watts	Kubota® D1503 Diesel EPA Tier 4 NEW!	3	24.7 @ 1800	Machine only 37.1 x 24.3 x 62.8 (943 x 616 x 1594) <i>To top of exhaust tube: 45.5 (1156)</i>	1432 (649)
	K3201-2 w/ Wire Feed Module							
SAE-300® HE One-Pak® (Kubota®)	K3956-5							
SAE-300® HE Ready-Pak® (Kubota®)	K3959-5			Perkins® 403F-15T Turbo-Charged Diesel EPA Tier 4 NEW!				1419 (644)
SAE-300® HE (Perkins®)	K3202-1							
SAE-300® HE One-Pak® (Perkins®)	K3957-5							
SAE-300® HE Ready-Pak® (Perkins®)	K3960-5							

**For best welding results with Lincoln Electric equipment,
always use Lincoln Electric consumables. Visit www.lincolnelectric.com for more details.**

Manufactured at a facility with certified ISO Quality and Environmental Management Systems.

CUSTOMER ASSISTANCE POLICY

The business of The Lincoln Electric Company is manufacturing and selling high quality welding equipment, consumables, and cutting equipment. Our challenge is to meet the needs of our customers and to exceed their expectations. On occasion, purchasers may ask Lincoln Electric for information or advice about their use of our products. Our employees respond to inquiries to the best of their ability based on information provided to them by the customers and the knowledge they may have concerning the application. Our employees, however, are not in a position to verify the information provided or to evaluate the engineering requirements for the particular weldment. Accordingly, Lincoln Electric does not warrant or guarantee or assume any liability with respect to such information or advice. Moreover, the provision of such information or advice does not create, expand, or alter any warranty on our products. Any express or implied warranty that might arise from the information or advice, including any implied warranty of merchantability or any warranty of fitness for any customers' particular purpose is specifically disclaimed.

Lincoln Electric is a responsive manufacturer, but the selection and use of specific products sold by Lincoln Electric is solely within the control of, and remains the sole responsibility of the customer. Many variables beyond the control of Lincoln Electric affect the results obtained in applying these types of fabrication methods and service requirements.

Subject to Change – This information is accurate to the best of our knowledge at the time of printing. Please refer to www.lincolnelectric.com for any updated information.